

# SAC-4P-M 8MS-M12FR/.../... - Sensor/actuator cable



1511718

<https://www.phoenixcontact.com/us/products/1511718>

Please be informed that the data shown in this PDF document is generated from our online catalog. Please find the complete data in the user documentation. Our general terms of use for downloads are valid.



Sensor/actuator cable, 4-position, Variable cable type, Plug straight M8, coding: A, on Socket angled M12, coding: A, cable length: Free input (0.2 ... 40.0 m)

## Your advantages

- Easy and safe: 100 % electrically tested plug-in components

## Commercial data

Item number	1511718
Packing unit	1 pc
Minimum order quantity	1 pc
Note	Made to order (non-returnable)
Sales key	BF17
Product key	AF1CCA
Customs tariff number	85444290
Country of origin	PL

1511718

<https://www.phoenixcontact.com/us/products/1511718>

## Technical data

### Product properties

Product type	Sensor/actuator cable
Application	Standard
	Robots and drag chains
Number of positions	4
No. of cable outlets	1
Shielded	no
Coding	A

### Insulation characteristics

Overvoltage category	II
Degree of pollution	3

### Material specifications

Flammability rating according to UL 94	HB
Seal material	NBR
Material of grip body	TPU, hardly inflammable, self-extinguishing
Contact material	CuSn
Contact surface material	Ni/Au
Contact carrier material	TPU GF
Material for screw connection	Zinc die-cast, nickel-plated

### Electrical properties

Insulation resistance	$\geq 100 \text{ M}\Omega$
Nominal voltage $U_N$	48 V AC
	60 V DC
Nominal current $I_N$	4 A

### Mechanical properties

#### Mechanical data

Insertion/withdrawal cycles	$\geq 100$
-----------------------------	------------

### Signaling

Status display	no
Status display present	no

### Connection data

#### Conductor connection

Tightening torque	0.4 Nm (M12 connector)
	0.2 Nm (M8 connectors)

# SAC-4P-M 8MS-M12FR/.../... - Sensor/actuator cable



1511718

<https://www.phoenixcontact.com/us/products/1511718>

## Connector

### Connection 1

Type	Plug straight M8
Number of positions	4
Coding type	A

### Connection 2

Type	Socket angled M12
Number of positions	4
Coding type	A

## Cable/line

Cable length	Free input (0.2 ... 40.0 m)
--------------	-----------------------------

### PUR halogen-free black [PUR]

Cable weight	23 kg/km
UL AWM Style	20549 / 10493 (80°C/300 V)
Number of positions	4
Shielded	no
Cable type	PUR halogen-free black [PUR] PUR halogen-free black PUR
Conductor structure signal line	32x 0.10 mm
AWG signal line	24
Conductor cross-section	4x 0.25 mm <sup>2</sup> (Signal line)
Wire diameter incl. insulation	1.17 mm ±0.02 mm (Signal line)
External cable diameter	3.95 mm ±0.15 mm
Outer sheath, material	PUR
External sheath, color	black-gray RAL 7021
Conductor material	Bare Cu litz wires
Material wire insulation	PP
Single wire, color	brown, white, blue, black
Thickness, insulation	≥ 0.21 mm (Core insulation) approx. 0.50 mm (Outer cable sheath)
Overall twist	4 wires, twisted
Max. conductor resistance	max. 78 Ω/km (at 20 °C)
Insulation resistance	≥ 100 GΩ*km (at 20 °C)
Nominal voltage, cable	≤ 300 V
Test voltage	≥ 3000 V
Smallest bending radius, fixed installation	20 mm
Smallest bending radius, movable installation	40 mm
Dynamic load capacity (bending)	Max. bending cycles: 10000000, Bending radius: 44 mm, Traversing path: 10 m, Traversing rate: 3 m/s, Acceleration: 5 m/s <sup>2</sup>
Dynamic load capacity (torsion)	Torsion: ±180 °/m, Torsion cycles: ≥5000000, Torsional

# SAC-4P-M 8MS-M12FR/.../... - Sensor/actuator cable



1511718

<https://www.phoenixcontact.com/us/products/1511718>

	frequency: 35 cycles/min.
Halogen-free	in accordance with DIN VDE 0472 part 815
Flame resistance	in accordance with UL 758/1581 FT2 DIN EN 60332-2-2 (20 s)
Resistance to oil	in accordance with DIN EN 60811-2-1
Other resistance	Highly resistant to acids, alkaline solutions and solvents hydrolysis and microbe resistant partly UV-resistant (in accordance with DIN EN ISO 4892-2-A)
Special properties	Flexible cable conduit capable Silicone-free Free of substances which would hinder coating with paint or varnish
Ambient temperature (operation)	-40 °C ... 80 °C (cable, fixed installation) -25 °C ... 80 °C (Cable, flexible installation)

## PUR halogen-free gray [280]

Cable weight	23 kg/km
UL AWM Style	20549 / 10493 (80°C/300 V)
Number of positions	4
Shielded	no
Cable type	PUR halogen-free gray [280] PUR halogen-free gray 280
Conductor structure signal line	32x 0.10 mm
AWG signal line	24
Conductor cross-section	4x 0.25 mm <sup>2</sup> (Signal line)
Wire diameter incl. insulation	1.17 mm ±0.02 mm (Signal line)
External cable diameter	3.95 mm ±0.15 mm
Outer sheath, material	PUR
External sheath, color	gray RAL 7001
Conductor material	Bare Cu litz wires
Material wire insulation	PP
Single wire, color	brown, white, blue, black
Thickness, insulation	≥ 0.21 mm (Core insulation) approx. 0.50 mm (Outer cable sheath)
Overall twist	4 wires, twisted
Max. conductor resistance	max. 78 Ω/km (at 20 °C)
Insulation resistance	≥ 100 GΩ*km (at 20 °C)
Nominal voltage, cable	≤ 300 V
Test voltage	≥ 3000 V
Smallest bending radius, fixed installation	20 mm
Smallest bending radius, movable installation	40 mm
Dynamic load capacity (bending)	Max. bending cycles: 10000000, Bending radius: 44 mm, Traversing path: 10 m, Traversing rate: 3 m/s, Acceleration: 5 m/s <sup>2</sup>
Halogen-free	in accordance with DIN VDE 0472 part 815

# SAC-4P-M 8MS-M12FR/.../... - Sensor/actuator cable



1511718

<https://www.phoenixcontact.com/us/products/1511718>

Flame resistance	in accordance with UL 758/1581 FT2
	DIN EN 60332-2-2 (20 s)
Resistance to oil	in accordance with DIN EN 60811-2-1
Other resistance	Highly resistant to acids, alkaline solutions and solvents
	hydrolysis and microbe resistant
	partly UV-resistant (in accordance with DIN EN ISO 4892-2-A)
Special properties	Flexible cable conduit capable
	Silicone-free
	Free of substances which would hinder coating with paint or varnish
Ambient temperature (operation)	-40 °C ... 80 °C (cable, fixed installation)
	-25 °C ... 80 °C (Cable, flexible installation)

## PUR halogen-free yellow [240]

Cable weight	25 kg/km
UL AWM Style	20549
Number of positions	4
Shielded	no
Cable type	PUR halogen-free yellow [240]
	PUR halogen-free yellow 240
Conductor structure signal line	32x 0.10 mm
AWG signal line	24
Conductor cross-section	4x 0.25 mm <sup>2</sup> (Signal line)
Wire diameter incl. insulation	1.17 mm ±0.02 mm
External cable diameter	4.40 mm ±0.15 mm
Outer sheath, material	PUR
External sheath, color	yellow, similar to RAL 1021
Conductor material	Bare Cu litz wires
Material wire insulation	PP
Single wire, color	brown, white, blue, black
Thickness, insulation	≥ 0.21 mm
Thickness, outer sheath	approx. 0.75 mm
Overall twist	4 wires, twisted
Length of twist, overall twist	45 mm
Max. conductor resistance	78 Ω/km (at 20 °C)
Insulation resistance	≥ 1 GΩ*km (at 20 °C)
Nominal voltage, cable	≤ 300 V AC
Test voltage	≥ 3000 V AC (Spark test)
Minimum bending radius, fixed installation	5 x D
Minimum bending radius, flexible installation	10 x D
Smallest bending radius, fixed installation	22 mm
Smallest bending radius, movable installation	44 mm
Dynamic load capacity (bending)	Max. bending cycles: 10000000, Bending radius: 10 x D, Traversing path: 10 m, Traversing rate: 3 m/s, Acceleration: 10 m/s <sup>2</sup>

# SAC-4P-M 8MS-M12FR/.../... - Sensor/actuator cable



1511718

<https://www.phoenixcontact.com/us/products/1511718>

Dynamic load capacity (torsion)	Torsion: $\pm 180$ °/m, Torsion cycles: $\geq 5000000$ , Torsional frequency: 35 cycles/min.
Halogen-free	in accordance with DIN VDE 0472 part 815
	in accordance with EN 50267-2-1
Flame resistance	in accordance with UL 758/1581 FT2
Resistance to oil	According to DIN EN 60811-2-1, 168 h at 100°C
	according to UL 758, 168 h at 60 °C
Other resistance	hydrolysis and microbe resistant
	Resistant to salt water
	abrasion-resistant
	Low adhesion
Ambient temperature (operation)	-40 °C ... 80 °C (cable, fixed installation)
	-25 °C ... 80 °C (Cable, flexible installation)

## PUR halogen-free orange [180]

Cable weight	25 kg/km
UL AWM Style	20549
Number of positions	4
Shielded	no
Cable type	PUR halogen-free orange [180]
	PUR halogen-free orange 180
Conductor structure signal line	32x 0.10 mm
AWG signal line	24
Conductor cross-section	4x 0.25 mm <sup>2</sup> (Signal line)
Wire diameter incl. insulation	1.17 mm $\pm$ 0.02 mm (Signal line)
External cable diameter	4.40 mm $\pm$ 0.15 mm
Outer sheath, material	PUR
External sheath, color	orange RAL 2003
Conductor material	Bare Cu litz wires
Material wire insulation	PP
Single wire, color	brown, white, blue, black
Thickness, insulation	$\geq 0.21$ mm (Core insulation)
	0.75 mm (Outer cable sheath)
Overall twist	4 wires, twisted
Max. conductor resistance	max. 78 $\Omega$ /km (at 20 °C)
Insulation resistance	$\geq 10$ G $\Omega$ *km (at 20 °C)
Nominal voltage, cable	$\leq 300$ V
Test voltage	$\geq 3000$ V
Smallest bending radius, fixed installation	22 mm
Dynamic load capacity (bending)	Max. bending cycles: 10000000
Dynamic load capacity (torsion)	Torsion: $\pm 180$ °/m, Torsion cycles: $\geq 5000000$ , Torsional frequency: 35 cycles/min.
Halogen-free	in accordance with DIN VDE 0472 part 815
Flame resistance	in accordance with DIN UL-Style 20549
Ambient temperature (operation)	-25 °C ... 80 °C (Cable)

# SAC-4P-M 8MS-M12FR/.../... - Sensor/actuator cable



1511718

<https://www.phoenixcontact.com/us/products/1511718>

## PVC black [PVC]

Cable weight	33 kg/km
UL AWM Style	2464 / 1729 (80°C/300 V)
Number of positions	4
Shielded	no
Cable type	PVC black [PVC] PVC black PVC
Conductor structure signal line	14x 0.15 mm
AWG signal line	24
Conductor cross-section	4x 0.25 mm <sup>2</sup> (Signal line)
Wire diameter incl. insulation	1.17 mm ±0.05 mm
External cable diameter	4.40 mm ±0.15 mm
Outer sheath, material	PVC
External sheath, color	black RAL 9005
Conductor material	Bare Cu litz wires
Material wire insulation	PVC
Single wire, color	brown, white, blue, black
Thickness, insulation	≥ 0.23 mm (Core insulation) ≥ 0.76 mm (Outer cable sheath)
Overall twist	4 wires, twisted
Max. conductor resistance	max. 79 Ω/km (at 20 °C)
Insulation resistance	≥ 100 MΩ*km (at 20 °C)
Nominal voltage, cable	≤ 300 V
Test voltage	≥ 3000 V
Minimum bending radius, fixed installation	5 x D
Smallest bending radius, fixed installation	22 mm
Flame resistance	As per UL-Style 2464
Resistance to oil	EN 60811-2-1
Ambient temperature (operation)	-25 °C ... 80 °C (cable, fixed installation) -10 °C ... 80 °C (Cable, flexible installation)

## PVC gray [500]

Cable weight	33 kg/km
Number of positions	4
Shielded	no
Cable type	PVC gray [500] PVC gray 500
Conductor structure signal line	14x 0.15 mm
AWG signal line	24
Conductor cross-section	4x 0.25 mm <sup>2</sup> (Signal line)
Wire diameter incl. insulation	1.17 mm ±0.05 mm
External cable diameter	4.40 mm ±0.15 mm
Outer sheath, material	PVC
External sheath, color	gray RAL 7001

# SAC-4P-M 8MS-M12FR/.../... - Sensor/actuator cable



1511718

<https://www.phoenixcontact.com/us/products/1511718>

Conductor material	Bare Cu litz wires
Material wire insulation	PVC
Single wire, color	brown, white, blue, black, green-yellow
Thickness, insulation	≥ 0.23 mm (Core insulation) ≥ 0.76 mm (Outer cable sheath)
Overall twist	4 wires, twisted
Max. conductor resistance	max. 79 Ω/km (at 20 °C)
Insulation resistance	≥ 100 MΩ*km (at 20 °C)
Nominal voltage, cable	≤ 300 V
Test voltage	≥ 3000 V
Flame resistance	As per UL-Style 2464
Ambient temperature (operation)	-40 °C ... 80 °C (cable, fixed installation) -25 °C ... 80 °C (Cable, flexible installation)

Gray, highly flexible PUR [800]

Note	Due to the extremely robust outer sheath, this cable should only be stripped in 5 cm increments.
Cable weight	27.1 kg/km
UL AWM Style	20549
Number of positions	4
Shielded	no
Cable type	Gray, highly flexible PUR [800] Gray, highly flexible PUR 800
Conductor structure signal line	32x 0.10 mm
AWG signal line	24
Conductor cross-section	4x 0.25 mm <sup>2</sup> (Signal line)
Wire diameter incl. insulation	1.15 mm ±0.05 mm (Signal line)
External cable diameter	4.50 mm ±0.2 mm
Outer sheath, material	PUR
External sheath, color	gray RAL 7001
Conductor material	Bare Cu litz wires
Material wire insulation	PP
Single wire, color	brown, white, blue, black
Overall twist	4 wires, twisted
Max. conductor resistance	approx. 76 Ω/km
Insulation resistance	≥ 20 MΩ*km
Nominal voltage, cable	300 V
Test voltage	1200 V
Minimum bending radius, fixed installation	4 x D
Minimum bending radius, flexible installation	7.5 x D
Smallest bending radius, fixed installation	18 mm
Smallest bending radius, movable installation	34 mm
Dynamic load capacity (bending)	Max. bending cycles: 10000000, Bending radius: 7,5 x D, Traversing path: 5 m, Traversing rate: 3.3 m/s, Acceleration: 5 m/s <sup>2</sup>

# SAC-4P-M 8MS-M12FR/.../... - Sensor/actuator cable



1511718

<https://www.phoenixcontact.com/us/products/1511718>

	Max. bending cycles: 15000000, Bending radius: 50 mm, Traversing path: 0.9 m, Traversing rate: 5 m/s, Acceleration: 30 m/s <sup>2</sup>
Dynamic load capacity (torsion)	Torsion: $\pm 360$ °/m, Torsion cycles: 1000000, Torsional frequency: 35 cycles/min.
Halogen-free	in accordance with DIN VDE 0472 part 815
Flame resistance	in accordance with UL 758/1581 FT2
Resistance to oil	in accordance with DIN EN 60811-2-1
Other resistance	Highly resistant to acids, alkaline solutions and solvents Silicone-free
Special properties	Cable jacket is welding spark-resistant, recyclable, matt, low-adhesion, abrasion-resistant, flame-retardant, and self-extinguishing Free from silicone and cadmium Free of substances which would hinder coating with paint or varnish
Ambient temperature (operation)	-40 °C ... 80 °C (cable, fixed installation) -25 °C ... 80 °C (Cable, flexible installation)

## Environmental and real-life conditions

### Ambient conditions

Degree of protection	IP65 IP67 IP68
Ambient temperature (operation) (male connector/female connector)	-25 °C ... 90 °C (Plug / socket)

## Standards and regulations

Standard designation	M12 connector
Standards/specifications	IEC 61076-2-101
Standard designation	M8 connector
Standards/specifications	IEC 61076-2-104

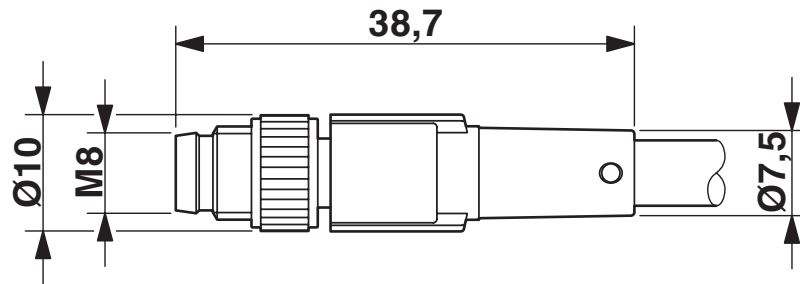
# SAC-4P-M 8MS-M12FR/.../... - Sensor/actuator cable

1511718

<https://www.phoenixcontact.com/us/products/1511718>

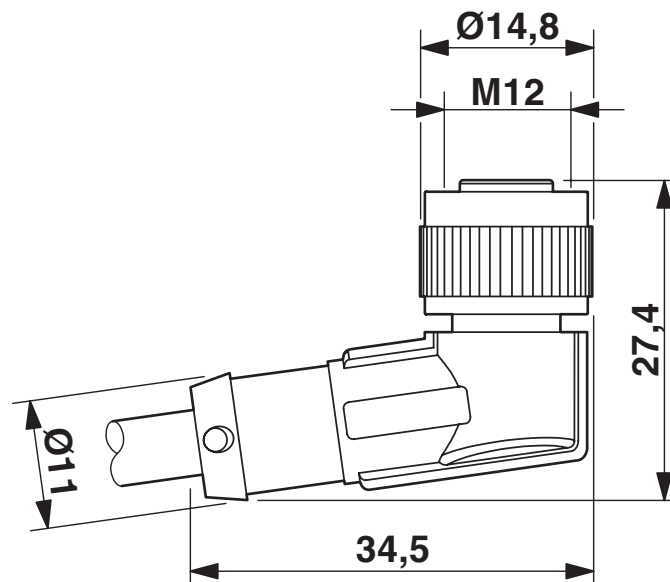
## Drawings

Dimensional drawing



M8 x 1 male plug, straight version

Dimensional drawing




M12 x 1 socket, angled

1511718

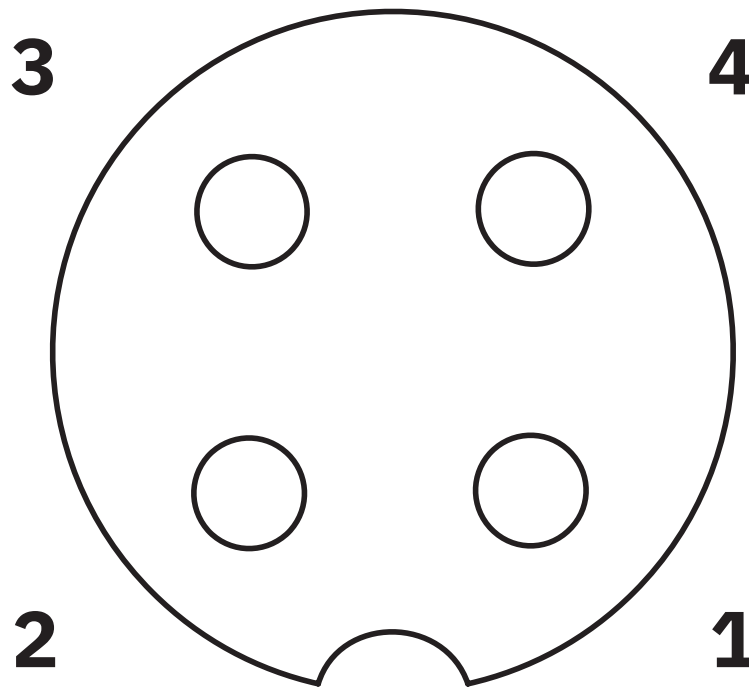
<https://www.phoenixcontact.com/us/products/1511718>

Schematic diagram




Pin assignment M8 plug, 4-pos., view male side

Schematic diagram



Pin assignment M12 socket, 4-pos., A-coded, view female side

Circuit diagram



Contact assignment of M8 plugs / M12 sockets

# SAC-4P-M 8MS-M12FR/.../... - Sensor/actuator cable





1511718

<https://www.phoenixcontact.com/us/products/1511718>

## Approvals

To download certificates, visit the product detail page: <https://www.phoenixcontact.com/us/products/1511718>

 <b>UL Listed</b> Approval ID: FILE E 221474				
	Nominal voltage $U_N$	Nominal current $I_N$	Cross section AWG	Cross section $\text{mm}^2$
keine				
	30 V	4 A	-	-

 <b>cUL Listed</b> Approval ID: FILE E 221474				
	Nominal voltage $U_N$	Nominal current $I_N$	Cross section AWG	Cross section $\text{mm}^2$
keine				
	30 V	4 A	-	-

 <b>EAC-RoHS</b> Approval ID: RU D-DE.HB35.B.00387	
------------------------------------------------------------------------------------------------------------------------------------------	--

# SAC-4P-M 8MS-M12FR/.../... - Sensor/actuator cable



1511718

<https://www.phoenixcontact.com/us/products/1511718>

## Classifications

### ECLASS

ECLASS-13.0	27060311
ECLASS-15.0	27060311

### ETIM

ETIM 10.0	EC001855
-----------	----------

### UNSPSC

UNSPSC 21.0	26121600
-------------	----------

# SAC-4P-M 8MS-M12FR/.../... - Sensor/actuator cable



1511718

<https://www.phoenixcontact.com/us/products/1511718>

## Environmental product compliance

### EU RoHS

Fulfills EU RoHS substance requirements	Yes, No exemptions
-----------------------------------------	--------------------

### China RoHS

Environment friendly use period (EFUP)	EFUP-E
	No hazardous substances above the limits

### EU REACH SVHC

REACH candidate substance (CAS No.)	No substance above 0.1 wt%
-------------------------------------	----------------------------

Phoenix Contact 2026 © - all rights reserved  
<https://www.phoenixcontact.com>

Phoenix Contact USA  
586 Fulling Mill Road  
Middletown, PA 17057, United States  
(+717) 944-1300  
[info@phoenixcon.com](mailto:info@phoenixcon.com)