

# HC-D07-I-CT-M-42V-METAL - Contact insert



1425005

<https://www.phoenixcontact.com/us/products/1425005>

Please be informed that the data shown in this PDF document is generated from our online catalog. Please find the complete data in the user documentation. Our general terms of use for downloads are valid.



Contact insert, number of positions: 7+PE, size: D7, Pin, Crimp connection, 42 V, 10 A, 0.14 mm<sup>2</sup> ... 2.5 mm<sup>2</sup>

## Your advantages

- Can be used in rail vehicles, satisfy DIN EN 45545-2 with requirement sets R22, R23, and R24 in hazard levels HL1, HL2, and HL3.
- Shock and vibration-resistant in accordance with DIN EN 61373

## Commercial data

Item number	1425005
Packing unit	1 pc
Minimum order quantity	1 pc
Sales key	BF61
Product key	AF7ABE
GTIN	4055626383361
Weight per piece (including packing)	8.71 g
Weight per piece (excluding packing)	8.5 g
Customs tariff number	85389099
Country of origin	CN

# HC-D07-I-CT-M-42V-METAL - Contact insert



1425005

<https://www.phoenixcontact.com/us/products/1425005>

## Technical data

### Mounting

Assembly note	To ensure correct use, installation in housing with IP54 protection or better is required
---------------	---

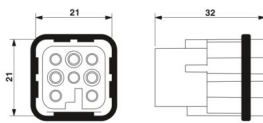
### Product properties

Product type	Contact insert with a fixed no. of positions
Series	HC-D
Type	D7
Number of positions	7
Note number of positions	7+PE
Connection profile	7+PE
Contact numbering	1 - 7
Contact material type	turned

### Insulation characteristics

Overvoltage category	III
Degree of pollution	3

### Dimensions

Dimensional drawing	
Height	32 mm

### Mechanical characteristics

Contact diameter	1.6 mm
------------------	--------

### Connection data

#### Connection technology

Connection technology	Crimp connection
Connection in acc. with standard	IEC / EN

#### Conductor connection

Conductor cross-section	0.14 mm <sup>2</sup> ... 2.5 mm <sup>2</sup>
Connection cross section AWG	26 ... 14
Tightening torque	0.5 Nm ... 0.8 Nm (Mounting screws for mounting in the HEAVYCON housing)
Stripping length of the individual wire	8 mm (0.14 mm <sup>2</sup> ... 1.5 mm <sup>2</sup> )
	6 mm (2.5 mm <sup>2</sup> )

### Electrical properties

# HC-D07-I-CT-M-42V-METAL - Contact insert



1425005

<https://www.phoenixcontact.com/us/products/1425005>

Rated voltage (III/3)	42 V
Rated surge voltage	0.8 kV
Rated current	10 A
SCCR	5 kA (UL 2237)

## Mechanical properties

### Mechanical data

Insertion/withdrawal cycles	≥ 500
-----------------------------	-------

## Material specifications

Flammability rating according to UL 94	V0
Seal material Profile gasket	NBR, conductive
Contact material	Copper alloy
Contact surface material	Ag (alternatively Au)
Contact carrier material	PC
Standards/regulations	PC

## Environmental and real-life conditions

### Ambient conditions

Ambient temperature (operation)	-40 °C ... 125 °C (including heating up of contacts)
---------------------------------	--

## Standards and regulations

Constructional and testing regulations	DIN VDE 0627/86
	DIN VDE 0110/02.79
	DIN VDE 0110-1/04.97
	IEC 60664-1, DIN IEC 60512
	IEC 60352
Tests	DIN VDE 0627/86
	DIN VDE 0110/02.79
	DIN VDE 0110-1/04.97
	IEC 60664-1, DIN IEC 60512
	IEC 60352

### Testing

Standards/regulations	PC: Fire protection in rail vehicles - requirement sets R22, R23, and R24 acc. to DIN EN 45545-2 (Risk level HL1 - HL3)
-----------------------	---

# HC-D07-I-CT-M-42V-METAL - Contact insert

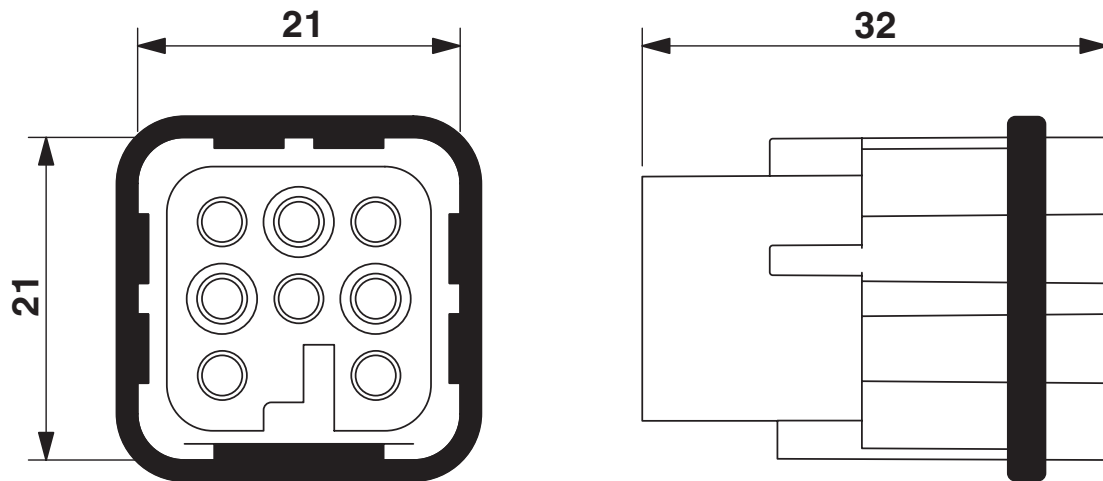


1425005

<https://www.phoenixcontact.com/us/products/1425005>

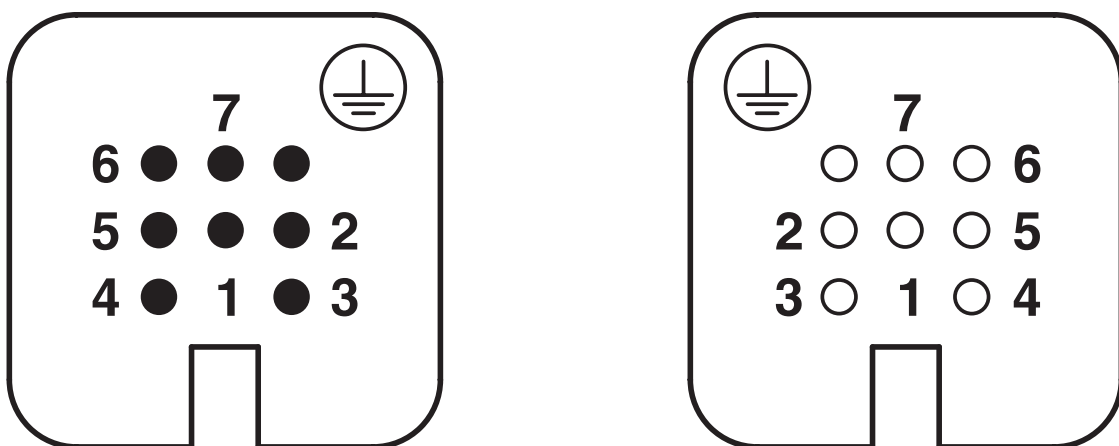
## Drawings

Dimensional drawing



Male insert

Schematic diagram

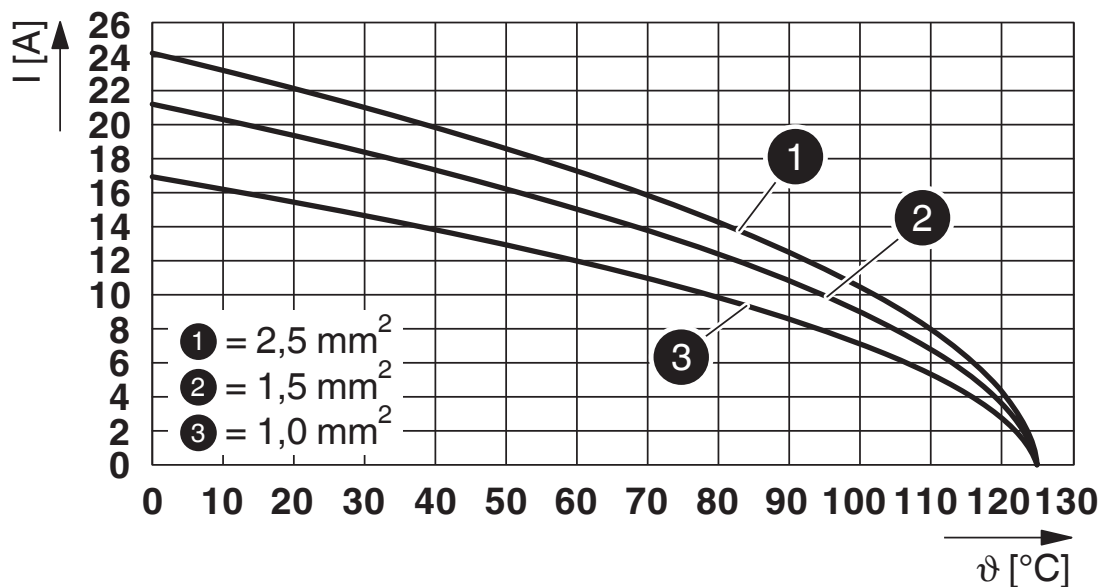


Connector pin assignment connection side: Left pin; right socket

1425005

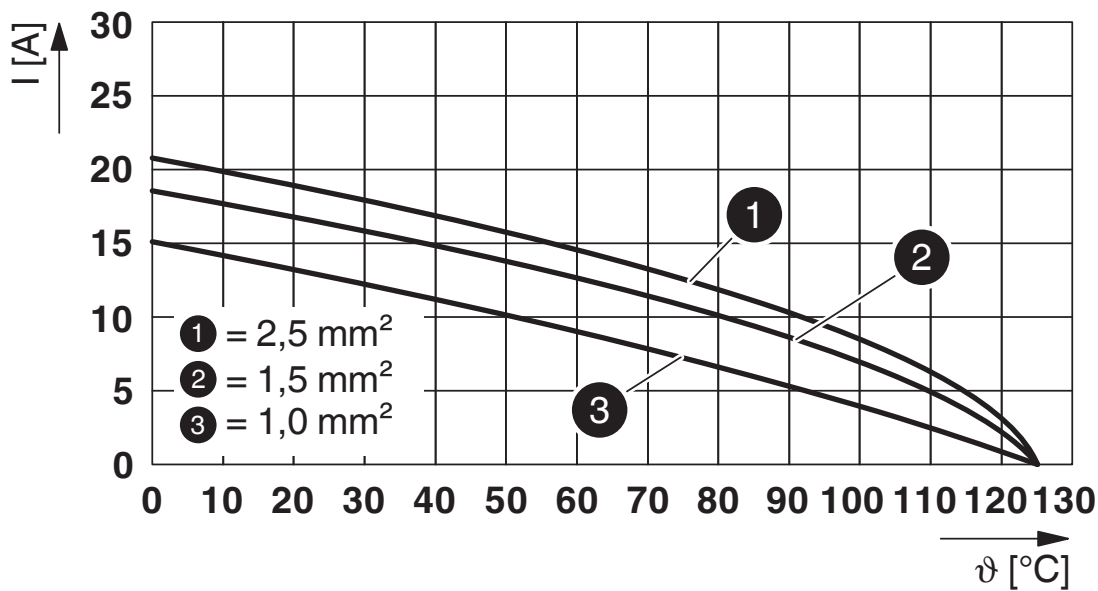
<https://www.phoenixcontact.com/us/products/1425005>

Diagram



Derating diagram turned contacts

Diagram



Derating diagram rolled contacts

# HC-D07-I-CT-M-42V-METAL - Contact insert



1425005

<https://www.phoenixcontact.com/us/products/1425005>

## Approvals

To download certificates, visit the product detail page: <https://www.phoenixcontact.com/us/products/1425005>

### DNV

Approval ID: TAE000037S



### CSA

Approval ID: 13631

	Nominal voltage $U_N$	Nominal current $I_N$	Cross section AWG	Cross section $\text{mm}^2$
keine				
	42 V	10 A	- 14	-



### UL Recognized

Approval ID: E118976

	Nominal voltage $U_N$	Nominal current $I_N$	Cross section AWG	Cross section $\text{mm}^2$
keine				
	42 V	10 A	-	-



### UL Recognized

Approval ID: E468743

	Nominal voltage $U_N$	Nominal current $I_N$	Cross section AWG	Cross section $\text{mm}^2$
keine				
	42 V	10 A	-	-

# HC-D07-I-CT-M-42V-METAL - Contact insert



1425005

<https://www.phoenixcontact.com/us/products/1425005>

## Classifications

### ECLASS

ECLASS-13.0	27440205
ECLASS-15.0	27440205

### ETIM

ETIM 10.0	EC000438
-----------	----------

### UNSPSC

UNSPSC 21.0	39121500
-------------	----------

# HC-D07-I-CT-M-42V-METAL - Contact insert



1425005

<https://www.phoenixcontact.com/us/products/1425005>

## Environmental product compliance

### EU RoHS

Fulfills EU RoHS substance requirements	Yes, No exemptions
---	--------------------

### China RoHS

Environment friendly use period (EFUP)	EFUP-E
	No hazardous substances above the limits

### EU REACH SVHC

REACH candidate substance (CAS No.)	No substance above 0.1 wt%
-------------------------------------	----------------------------

Phoenix Contact 2026 © - all rights reserved  
<https://www.phoenixcontact.com>

Phoenix Contact USA  
586 Fulling Mill Road  
Middletown, PA 17057, United States  
(+717) 944-1300  
[info@phoenixcon.com](mailto:info@phoenixcon.com)