

HC-M-03-CT-M - Contact insert module



1414358

<https://www.phoenixcontact.com/us/products/1414358>

Please be informed that the data shown in this PDF document is generated from our online catalog. Please find the complete data in the user documentation. Our general terms of use for downloads are valid.



Contact insert module, number of positions: 3, power contacts: 3, control contacts: 0, Pin, Crimp connection, 500 V, 40 A, 1.5 mm² ... 6 mm², application: Power

Commercial data

Item number	1414358
Packing unit	5 pc
Minimum order quantity	1 pc
Sales key	BF62
Product key	AF7ACE
GTIN	4055626025018
Weight per piece (including packing)	12.82 g
Weight per piece (excluding packing)	12.8 g
Customs tariff number	85389099
Country of origin	PL

Technical data

Mounting

Assembly note	To ensure correct use, installation in housing with IP54 protection or better is required
	<p>The UNIFOX RT-CK 4.0 tool (Item No. 1072064) is required for removing the crimp contacts.</p> <p>At every "C" contact chamber, the position of the contact retaining springs is marked with two black markings on the connection side. From the connection side, the tool is pushed over the contact in a position-oriented manner, so that it touches both the retaining springs. Then insert it up to the limit stop. Do not turn the inserted tool. Push the conductor out of the insulating body along with the tool from the connection side.</p>

Product properties

Product type	Modular contact insert
Series	HC-M-03
Application	Power
Number of positions	3
Connection profile	3
Contact numbering	1 - 3
Number of module slots	1
No. of power contacts	3
No. of control contacts	0
Contact material type	turned

Insulation characteristics

Overvoltage category	III
Degree of pollution	3

Connection data

Connection technology

Connection technology	Crimp connection
Connection in acc. with standard	IEC / EN

Conductor connection

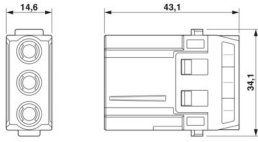
Conductor cross-section	1.5 mm ² ... 6 mm ²
Connection cross section AWG	16 ... 10
Stripping length of the individual wire	9 mm (for 1.5 mm ² ... 2.5 mm ²)
	14 mm (for 4 mm ² ... 6 mm ²)

Dimensions

HC-M-03-CT-M - Contact insert module

1414358

<https://www.phoenixcontact.com/us/products/1414358>

Dimensional drawing	
Width	34.2 mm
Height	43.1 mm
Length	14.6 mm

Mechanical characteristics

Minimum housing height	52 mm
Contact diameter	4 mm

Electrical properties

Rated voltage (III/2) contacts	830 V
Rated voltage (III/3)	500 V
Rated surge voltage (III/2)	8 kV
Rated surge voltage (III/3)	6 kV
Rated surge voltage	6 kV
Rated current	40 A
SCCR	5 kA (UL 2237)

Mechanical properties

Mechanical data

Insertion/withdrawal cycles	≥ 500
-----------------------------	-------

Material specifications

Flammability rating according to UL 94	V0
Contact material	Copper alloy
Contact surface material	Ag
Contact carrier material	PC
Standards/regulations	PC

Environmental and real-life conditions

Ambient conditions

Ambient temperature (operation)	-40 °C ... 125 °C
---------------------------------	-------------------

Standards and regulations

Testing

Standards/regulations	PC: Fire protection in rail vehicles - requirement sets R22, R23, and R24 acc. to DIN EN 45545-2 (Risk level HL1 - HL3)
-----------------------	---

HC-M-03-CT-M - Contact insert module

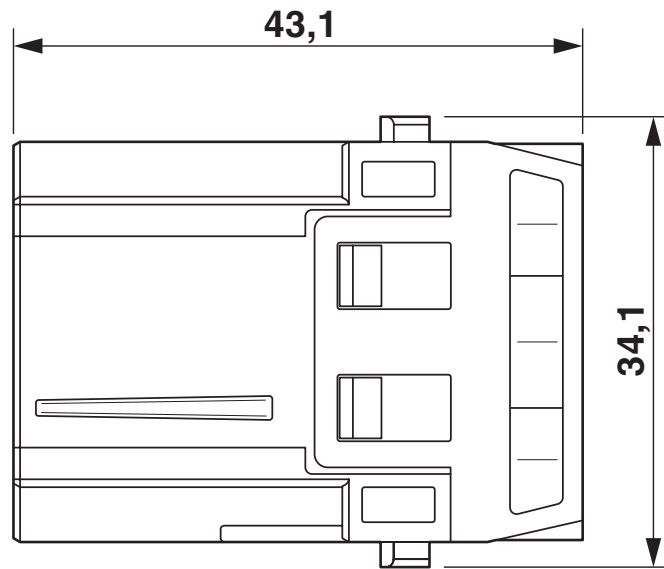
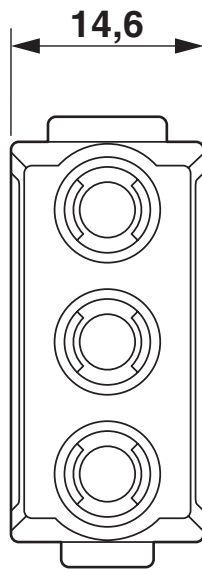


1414358

<https://www.phoenixcontact.com/us/products/1414358>

Drawings

Dimensional drawing



Male insert

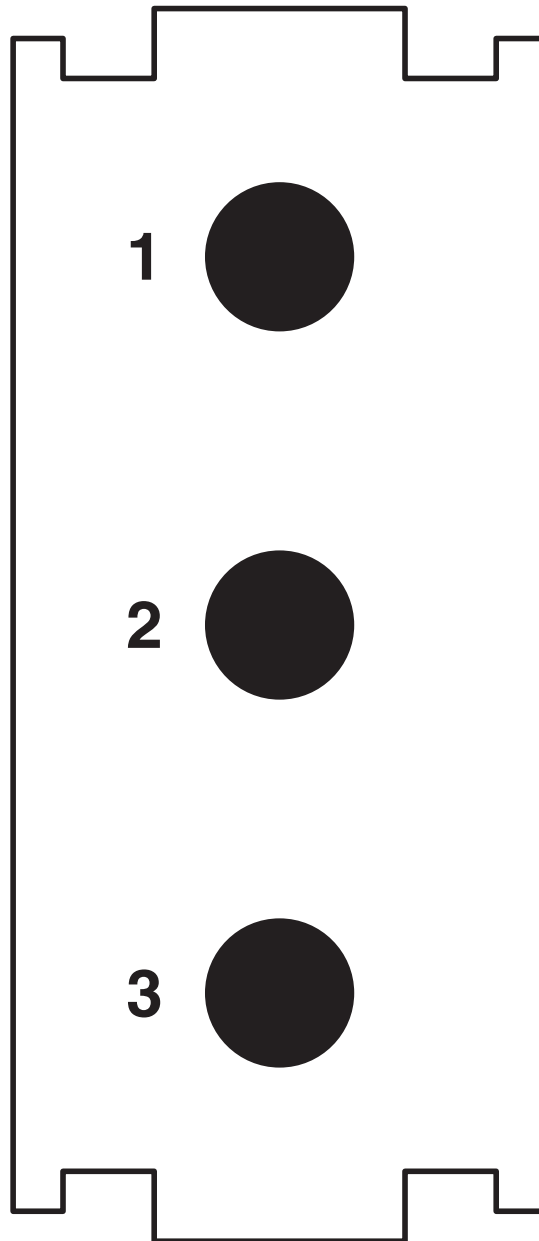
HC-M-03-CT-M - Contact insert module

1414358

<https://www.phoenixcontact.com/us/products/1414358>

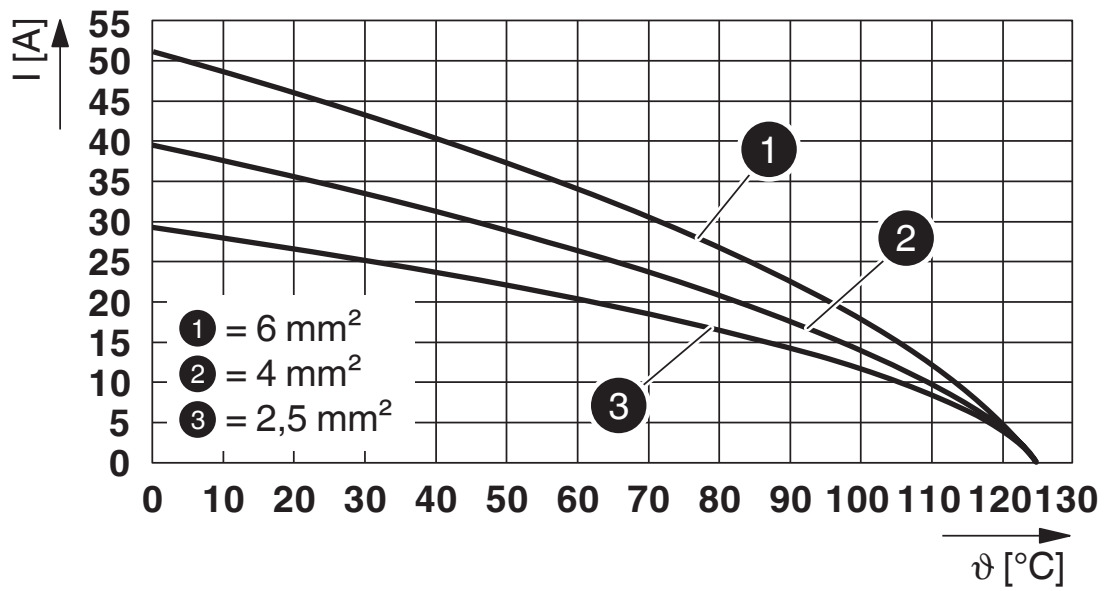


Schematic diagram



Connector pin assignment, connection side

Diagram



Derating diagram

HC-M-03-CT-M - Contact insert module



1414358

<https://www.phoenixcontact.com/us/products/1414358>

Approvals

To download certificates, visit the product detail page: <https://www.phoenixcontact.com/us/products/1414358>

DNV

Approval ID: TAE000037S



CSA

Approval ID: 158887

	Nominal voltage U_N	Nominal current I_N	Cross section AWG	Cross section mm^2
keine				
	600 V	33 A	- 10	-



UL Recognized

Approval ID: E118976

	Nominal voltage U_N	Nominal current I_N	Cross section AWG	Cross section mm^2
keine				
	600 V	42 A	- 10	-



UL Recognized

Approval ID: E468743

	Nominal voltage U_N	Nominal current I_N	Cross section AWG	Cross section mm^2
keine				
	600 V	42 A	-	-

HC-M-03-CT-M - Contact insert module



1414358

<https://www.phoenixcontact.com/us/products/1414358>

Classifications

ECLASS

ECLASS-13.0	27440217
ECLASS-15.0	27440217

ETIM

ETIM 10.0	EC000438
-----------	----------

UNSPSC

UNSPSC 21.0	39121400
-------------	----------

HC-M-03-CT-M - Contact insert module



1414358

<https://www.phoenixcontact.com/us/products/1414358>

Environmental product compliance

EU RoHS

Fulfills EU RoHS substance requirements	Yes, No exemptions
---	--------------------

China RoHS

Environment friendly use period (EFUP)	EFUP-E
	No hazardous substances above the limits

EU REACH SVHC

REACH candidate substance (CAS No.)	No substance above 0.1 wt%
-------------------------------------	----------------------------

EF3.1 Climate Change

CO2e kg	0.061 kg CO2e
---------	---------------

Phoenix Contact 2026 © - all rights reserved
<https://www.phoenixcontact.com>

Phoenix Contact USA
586 Fulling Mill Road
Middletown, PA 17057, United States
(+717) 944-1300
info@phoenixcon.com