

NBC-M12MRD-PN/.../... - Network cable



1408633

<https://www.phoenixcontact.com/us/products/1408633>

Please be informed that the data shown in this PDF document is generated from our online catalog. Please find the complete data in the user documentation. Our general terms of use for downloads are valid.



Network cable, PROFINET CAT5 (100 Mbps), EtherCAT® CAT5 (100 Mbps), 4-position, Variable cable type, shielded (Advanced Shielding Technology), Plug angled M12, coding: D / IP67, on free cable end, cable length: Free input (0.2 m ... 100.0 m)

Commercial data

Item number	1408633
Packing unit	1 pc
Minimum order quantity	1 pc
Note	Made to order (non-returnable)
Sales key	BF17
Product key	AF1CJN
Customs tariff number	85444290
Country of origin	PL

1408633

<https://www.phoenixcontact.com/us/products/1408633>

Technical data

Product properties

Product type	Data cable preassembled
Application	Standard
Number of positions	4
Shielded	yes

Interfaces


Signal type/category	PROFINET CAT5 (IEC 11801), 100 Mbps
	EtherCAT® CAT5 (IEC 11801), 100 Mbps

Electrical properties

Nominal voltage U_N	48 V AC
	60 V DC
Nominal current I_N	4 A
Transmission medium	Copper
Transmission speed	100 Mbps

Connector

Connection 1

Dimensional drawing	 <p>Pin assignment M12 male connector, 4-pos., D-coded, male side</p>
Type	M12 Plug, angled, 4-position, shielded (Advanced Shielding Technology), Keying: D
Number of positions	4
Shielded	yes
Shielding	Advanced Shielding Technology
Signal type/category	EtherCAT® CAT5 (IEC 11801), 100 Mbps PROFINET CAT5 (IEC 11801)
Insertion/withdrawal cycles	≥ 100
Insulation resistance	≥ 100 MΩ
Overvoltage category	II
Degree of pollution	3
Tightening torque	0.4 Nm
Material Contact	CuSn
Material Contact surface	Ni/Au
Material Contact carrier	PA 6.6

NBC-M12MRD-PN/.../... - Network cable



1408633

<https://www.phoenixcontact.com/us/products/1408633>

Material Screw connection	Die-cast zinc, nickel-plated
Material Grip body	TPU, hardly inflammable, self-extinguishing
Material Seal	FKM
Flammability rating according to UL 94	V0
Degree of protection	IP65
	IP67
Ambient temperature (operation)	-25 °C ... 85 °C
Standard designation	M12 connector
Standards/regulations	IEC 61076-2-101

Connection 2

Type	free cable end
------	----------------

Cable/line

Cable length	Free input (0.2 m ... 100.0 m)
--------------	--------------------------------

PROFINET PVC stranded CAT5 [93B]

UL AWM Style	21695 (80 °C / 600 V)
Number of positions	4
Shielded	yes
Cable type	PROFINET PVC stranded CAT5 [93B]
	PROFINET PVC stranded CAT5 93B
Conductor structure	1x4xAWG22/7, SF/TQ
AWG signal line	22
Conductor cross-section	4x 0.34 mm ²
Wire diameter incl. insulation	1.5 mm ±0.1 mm
External cable diameter	6.50 mm ±0.2 mm
Outer sheath, material	PVC
External sheath, color	green RAL 6018
Conductor material	Tin-plated Cu litz wires
Material wire insulation	PE
Single wire, color	white, yellow, blue, orange
Overall twist	Star quad
Shielding	Aluminum-coated foil, tinned copper braided shield
Optical shield covering	85 %
Insulation resistance	≥ 5 GΩ*km
Loop resistance	≤ 120.00 Ω/km
Wave impedance	100 Ω ±5 Ω (at 100 MHz)
Nominal voltage, cable	≤ 600 V
Test voltage Core/Core	2000 V ((50 Hz/1 min))
Test voltage Core/Shield	2000.00 V ((50 Hz/1 min))
Minimum bending radius, fixed installation	4 x D
Minimum bending radius, flexible installation	8 x D
Flame resistance	UL 1581, Section 1060 and UL 2556, Section 9.3 (FT1)
	UL 1685 (CSA FT 4)

NBC-M12MRD-PN/.../... - Network cable



1408633

<https://www.phoenixcontact.com/us/products/1408633>

	UL 1581, Section 1100 and UL 2556, Section 9.1 (HFT/FT2)
Resistance to oil	OIL RES I according to UL 2256
Other resistance	UV resistant (according to UL 1581, Section 1200)
Ambient temperature (operation)	-40 °C ... 80 °C (cable, fixed installation)
	-10 °C ... 70 °C (Cable, flexible installation)

PROFINET drag chain CAT5 [93C]

UL AWM Style	20233 (80°C/300 V)
Number of positions	4
Shielded	yes
Cable type	PROFINET drag chain CAT5 [93C]
	PROFINET drag chain CAT5 93C
Conductor structure	1x4xAWG22/7, SF/TQ
AWG signal line	22
Conductor cross-section	4x 0.34 mm ²
Wire diameter incl. insulation	1.5 mm ±0.05 mm
External cable diameter	6.50 mm ±0.2 mm
Outer sheath, material	PUR
External sheath, color	green RAL 6018
Conductor material	Tin-plated Cu litz wires
Material wire insulation	PE
Single wire, color	white, yellow, blue, orange
Overall twist	Star quad
Shielding	Aluminum-coated foil, tinned copper braided shield
Optical shield covering	85 %
Insulation resistance	≥ 500 MΩ*km
Loop resistance	≤ 120.00 Ω/km
Wave impedance	100 Ω ±15 Ω (at 1 ... 100 MHz)
Nominal voltage, cable	≤ 300 V
Test voltage Core/Core	2000 V (50 Hz, 1 min.)
Test voltage Core/Shield	2000.00 V (50 Hz, 1 min.)
Minimum bending radius, fixed installation	5 x D
Minimum bending radius, flexible installation	7.5 x D
Dynamic load capacity (bending)	Max. bending cycles: 3000000, Bending radius: 200 mm, Traversing path: 10 m, Traversing rate: 4 m/s, Acceleration: 4 m/s ²
Dynamic load capacity (torsion)	Torsion: ±30 °/m
Halogen-free	according to IEC 60754-1
Flame resistance	according to IEC 60332-1-2
	in accordance with UN ECE-R 118.03
	according to CSA C 22.2 No. 210-FT1
Resistance to oil	in accordance with DIN EN 60811-404
Other resistance	UV resistant
Special properties	Flexible cable conduit capable
Ambient temperature (operation)	-40 °C ... 70 °C (cable, fixed installation)

NBC-M12MRD-PN/.../... - Network cable



1408633

<https://www.phoenixcontact.com/us/products/1408633>

	-40 °C ... 70 °C (Cable, flexible installation)
PROFINET robot CAT5 [93R]	
Cable weight	55 kg/km
UL AWM Style	20233 (80°C/300 V)
Number of positions	4
Shielded	yes
Cable type	PROFINET robot CAT5 [93R] PROFINET robot CAT5 93R
Conductor structure	1x4xAWG22/19, S/TQ
Signal runtime	4.8 ns/m
Conductor structure signal line	19x 0.15 mm
AWG signal line	22
Conductor cross-section	4x 0.34 mm ²
Wire diameter incl. insulation	1.5 mm
External cable diameter	6.50 mm ±0.2 mm
Outer sheath, material	PUR
External sheath, color	green RAL 6018
Conductor material	Tin-plated Cu litz wires
Material wire insulation	Foamed PE
Single wire, color	white, yellow, blue, orange
Thickness, outer sheath	approx. 1.00 mm
Overall twist	Star quad
Shielding	Tinned copper braided shield
Optical shield covering	85 %
Insulation resistance	≥ 500 MΩ*km
Loop resistance	≤ 120.00 Ω/km
Wave impedance	100 Ω ±5 Ω (at 100 MHz)
Nominal voltage, cable	300 V
Test voltage Core/Core	2000 V (50 Hz, 1 min.)
Test voltage Core/Shield	2000.00 V (50 Hz, 1 min.)
Minimum bending radius, fixed installation	5 x D
Smallest bending radius, fixed installation	33 mm
Dynamic load capacity (torsion)	Torsion: ±180 °/m, Torsion cycles: 1000000
Wave attenuation	2.9 dB (with 1 MHz) 5 dB (at 4 MHz) 8.1 dB (at 10 MHz) 10.4 dB (at 16 MHz) 11.9 dB (at 20 MHz) 15.5 dB (at 31.25 MHz) 26.5 dB (at 62.5 MHz) 41 dB (at 100 MHz)
Halogen-free	according to IEC 60754-1
Flame resistance	according to IEC 60332-1-2

NBC-M12MRD-PN/.../... - Network cable



1408633

<https://www.phoenixcontact.com/us/products/1408633>

Resistance to oil	in accordance with DIN EN 60811-2-1
Other resistance	UV resistant (according to UL 1581, Section 1200)
Ambient temperature (operation)	-40 °C ... 80 °C
	-40 °C ... 80 °C

PROFINET RADOX® railway application CAT5 [937]

Cable weight	70 kg/km
Number of positions	4
Shielded	yes
Cable type	PROFINET RADOX® railway application CAT5 [937]
	PROFINET RADOX® railway application CAT5 937
Conductor structure	1x4xAWG22/7, SF/TQ
Signal speed	75 c
Conductor structure signal line	7x 0.25 mm
AWG signal line	22
Conductor cross-section	4x 0.34 mm ²
Wire diameter incl. insulation	approx. 1.5 mm
External cable diameter	6.60 mm ±0.4 mm
Outer sheath, material	PE-X
External sheath, color	black RAL 9005
Conductor material	silver-plated Cu litz wires
Material wire insulation	Foamed PE
Single wire, color	white-blue, orange-yellow
Thickness, outer sheath	approx. 1.00 mm
Overall twist	Star quad
Shielding	Plastic-coated aluminum foil, tinned copper braided shield
Max. conductor resistance	≤ 54.4 Ω/km
Coupling resistance	200.00 mΩ/m (f ≤ 30 MHz)
Wave impedance	100 Ω ±5 Ω (f = 100 MHz)
Working capacitance	≤ 65 pF (Line-line)
	≤ 100 pF (Line-shield)
Nominal voltage, cable	300 V AC
Test voltage	2000 V AC (50 Hz, 5 minutes)
Minimum bending radius, fixed installation	6 x D
Smallest bending radius, fixed installation	40 mm
Near end crosstalk attenuation (NEXT)	73 dB (with 1 MHz)
	70 dB (at 4 MHz)
	65 dB (at 10 MHz)
	57 dB (at 31.5 MHz)
	52 dB (at 62.5 MHz)
	48 dB (at 100 MHz)
Return attenuation (RL)	25 dB (at 4 MHz)
	30 dB (at 10 MHz)
	30 dB (at 31.5 MHz)

NBC-M12MRD-PN/.../... - Network cable



1408633

<https://www.phoenixcontact.com/us/products/1408633>

	30 dB (at 62.5 MHz)
	28 dB (at 100 MHz)
Remote crosstalk attenuation (FEXT)	25 dB (at 4 MHz)
	30 dB (at 10 MHz)
	30 dB (at 31.5 MHz)
	30 dB (at 62.5 MHz)
	28 dB (at 100 MHz)
Wave attenuation	2 dB (with 1 MHz)
	4.4 dB (at 4 MHz)
	7.4 dB (at 10 MHz)
	14 dB (at 31.5 MHz)
	20 dB (at 62.5 MHz)
	26 dB (at 100 MHz)
Halogen-free	in accordance with EN 50267-2-1
Flame resistance	IEC 60332-1-2
	EN 50266
	EN 60332-3-25
	NF C32-070, 2.1
	NF C32-070, 2.2
	UL 1685, 12 (FT4)
	in accordance with ISO 6722-1 5.22 (UN ECE-R 118.01)
Fume corrosiveness	EN 50267-2-2
Fume toxicity	BS 6853 B.1
	EN 50305, 9.2
Concentration of fumes	BS 6853 D.8.7
	EN 61034-2
	UL 1685, 12 (FT4)
Resistance to oil	according to IRM 902, 72 h at 100 °C
Fire protection in rail vehicles	BS 6853 (Category Ia, Ib, II)
	GM/RT 2130 (Category Ia, Ib, II)
	EN 45545 (Risk level HL1 - HL3)
	DIN 5510 (Fire protection level 1, 2, 3, 4)
	NF F16-101 (Category A1, A2, B)
	NF F16-101 (Class C/F0)
	NFPA 130
	UNI CEI 11170 (Risk level LR1 - LR4)
Other resistance	Resistance to fuels (according to IRM 903, 168 h at 70 °C)
Ambient temperature (operation)	-50 °C ... 90 °C (cable, fixed installation)
	-40 °C ... 90 °C (Cable, flexible installation)

PROFINET stranded CAT5 [93M]

UL AWM Style	21238 (80 °C / 600 V)
Number of positions	4
Shielded	yes

NBC-M12MRD-PN/.../... - Network cable



1408633

<https://www.phoenixcontact.com/us/products/1408633>

Cable type	PROFINET stranded CAT5 [93M]
	PROFINET stranded CAT5 93M
Conductor structure	1x4xAWG22/7, SF/TQ
AWG signal line	22
Conductor cross-section	4x 0.34 mm ²
Wire diameter incl. insulation	1.56 mm ±0.05 mm
External cable diameter	6.50 mm ±0.2 mm
Outer sheath, material	PUR
External sheath, color	green RAL 6018
Conductor material	Tin-plated Cu litz wires
Material wire insulation	PE
Single wire, color	white, yellow, blue, orange
Overall twist	Star quad
Shielding	Aluminum-coated foil, tinned copper braided shield
Optical shield covering	85 %
Insulation resistance	≥ 500 MΩ*km
Loop resistance	≤ 120.00 Ω/km
Wave impedance	100 Ω ±15 Ω (at 100 MHz)
Nominal voltage, cable	≤ 100 V
Test voltage Core/Core	2000 V (50 Hz, 1 min.)
Test voltage Core/Shield	2000.00 V (50 Hz, 1 min.)
Minimum bending radius, fixed installation	5 x D
Minimum bending radius, flexible installation	10 x D
Halogen-free	according to IEC 60754-1
Flame resistance	according to CSA C 22.2 No. 210-FT1
Ambient temperature (operation)	-40 °C ... 80 °C
	-40 °C ... 80 °C (Cable, flexible installation)

Sercos III [93K]

Cable weight	68 kg/km
UL AWM Style	21694 (60 °C / 600 V)
Number of positions	4
Shielded	yes
Cable type	Sercos III [93K]
	Sercos III 93K
Conductor structure	1x4xAWG22/7, SF/TQ
Signal runtime	5.3 ns/m
Conductor structure signal line	7x 0.25 mm
AWG signal line	22
Conductor cross-section	4x 0.34 mm ²
Wire diameter incl. insulation	approx. 1.55 mm
External cable diameter	6.50 mm ±0.2 mm
Outer sheath, material	PVC
External sheath, color	signal red RAL 3020

NBC-M12MRD-PN/.../... - Network cable



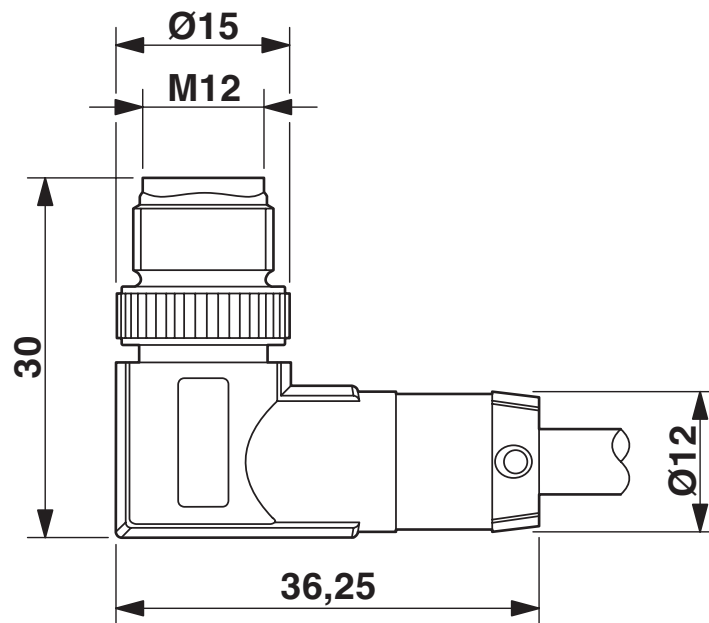
1408633

<https://www.phoenixcontact.com/us/products/1408633>

Conductor material	Tin-plated Cu litz wires
Material wire insulation	PE
Single wire, color	white, yellow, blue, orange
Thickness, outer sheath	approx. 0.90 mm
Type of pair shielding	Aluminum-lined polyester foil
Overall twist	Star quad
Shielding	Tinned copper braided shield
Max. conductor resistance	≤ 120 Ω/km
Insulation resistance	≥ 0.5 GΩ*km
Coupling resistance	≤ 20.00 mΩ/m (at 10 Hz)
Wave impedance	100 Ω ±15 Ω (at 100 MHz)
Nominal voltage, cable	600 V
Test voltage Core/Core	2000 V (50 Hz, 1 min.)
Test voltage Core/Shield	2000.00 V (50 Hz, 1 min.)
Minimum bending radius, fixed installation	3 x D
Minimum bending radius, flexible installation	7 x D
Smallest bending radius, fixed installation	20 mm
Smallest bending radius, movable installation	46 mm
Flame resistance	according to UL 1685 (CSA FT 4)
Resistance to oil	Resistant to oil to a limited extent
Other resistance	UV resistant (according to UL 1581, Section 1200)
Ambient temperature (operation)	-40 °C ... 70 °C (cable, fixed installation) -40 °C ... 70 °C (Cable, flexible installation)

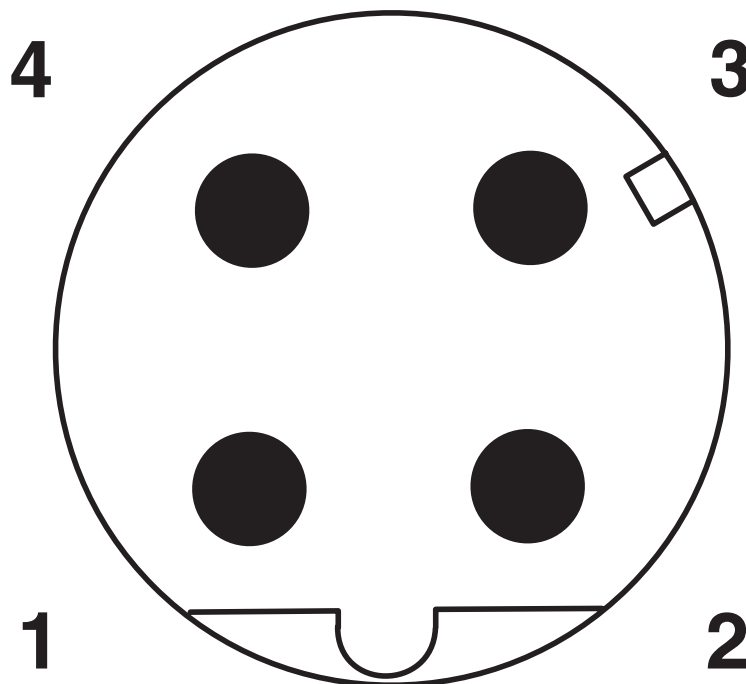
Drawings

Dimensional drawing



M12 x 1 male plug, angled, shielded

Schematic diagram

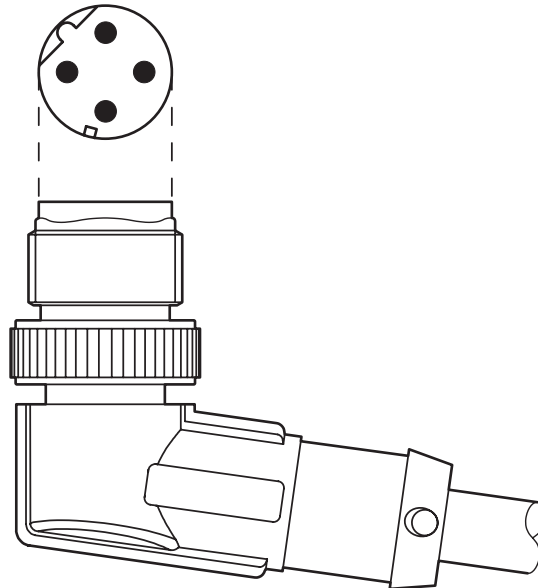


Pin assignment M12 male connector, 4-pos., D-coded, male side

1408633

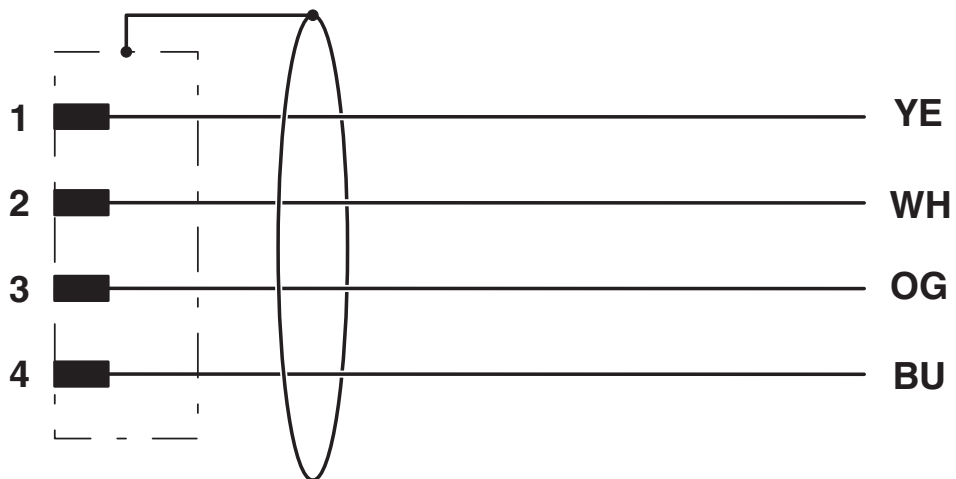
<https://www.phoenixcontact.com/us/products/1408633>

Schematic diagram



Arrangement of the pin assignment, M12 plug, angled

Circuit diagram



Contact assignment of the M12 plug

NBC-M12MRD-PN/.../... - Network cable





1408633

<https://www.phoenixcontact.com/us/products/1408633>

Approvals

To download certificates, visit the product detail page: <https://www.phoenixcontact.com/us/products/1408633>

 cUL Recognized Approval ID: FILE E 335024				
	Nominal voltage U_N	Nominal current I_N	Cross section AWG	Cross section mm^2
keine				
	30 V	4 A	-	-

 UL Recognized Approval ID: FILE E 335024				
	Nominal voltage U_N	Nominal current I_N	Cross section AWG	Cross section mm^2
keine				
	30 V	4 A	-	-

 EAC-RoHS Approval ID: RU D-DE.HB35.B.00387				
--	--	--	--	--

NBC-M12MRD-PN/.../... - Network cable



1408633

<https://www.phoenixcontact.com/us/products/1408633>

Classifications

ECLASS

ECLASS-13.0	27060307
ECLASS-15.0	27060307

UNSPSC

UNSPSC 21.0	26121600
-------------	----------

NBC-M12MRD-PN/.../... - Network cable



1408633

<https://www.phoenixcontact.com/us/products/1408633>

Environmental product compliance

EU RoHS

Fulfills EU RoHS substance requirements	Yes, No exemptions
---	--------------------

China RoHS

Environment friendly use period (EFUP)	EFUP-E
	No hazardous substances above the limits

EU REACH SVHC

REACH candidate substance (CAS No.)	No substance above 0.1 wt%
-------------------------------------	----------------------------

Phoenix Contact 2026 © - all rights reserved
<https://www.phoenixcontact.com>

Phoenix Contact USA
586 Fulling Mill Road
Middletown, PA 17057, United States
(+717) 944-1300
info@phoenixcon.com