

# EV-GBM3SE12-3AC32A-0,7M6,0E10 - Infrastructure charging socket



1408172

<https://www.phoenixcontact.com/us/products/1408172>

Please be informed that the data shown in this PDF document is generated from our online catalog. Please find the complete data in the user documentation. Our general terms of use for downloads are valid.



CHARX connect, GB/T, Infrastructure charging socket, 32 A , 440 V AC, length: 0.7 m, locking actuator: 12 V, 4-pos., Rear panel mounting, for charging electric vehicles with alternating current (AC), GB/T 20234.2-2015

## Product description

Infrastructure charging socket for charging electric vehicles (EV) with alternating current (AC), compatible with GB/T Infrastructure Plugs, for installation at charging stations for E-Mobility (EVSE)

## Your advantages

- Uniform, space-saving installation space of all Phoenix Contact Infrastructure Socket Outlets
- Silver-plated surface of the power and signal contacts
- Developed and produced in accordance with the IATF 16949 automotive standard and ISO 9001
- Material data available in the IMDS (International Material Data System of the automotive industry)
- Manual emergency release of the locking actuator
- Integrated interlock during charging

## Commercial data

Item number	1408172
Packing unit	1 pc
Note	Made to order (non-returnable)
Sales key	EM01
Product key	XWBADF
GTIN	4046356856034
Weight per piece (including packing)	600 g
Weight per piece (excluding packing)	600 g
Customs tariff number	85444290
Country of origin	CN

# EV-GBM3SE12-3AC32A-0,7M6,0E10 - Infrastructure charging socket



1408172

<https://www.phoenixcontact.com/us/products/1408172>

## Technical data

### Product properties

Product type	Infrastructure charging socket
Product family	CHARX connect
Charging standard	GB/T
Charging mode	Mode 3, Case B
Customer variations	On request

### Electrical properties

Type of signal transmission	Pulse width modulation
Note on the connection method	Crimp connection, cannot be disconnected

### Charging power and current (AC charging, 3-phase)

Type of charging current	AC 3-phase
Charging current	32 A AC (3-phase)
Charging power	26.6 kW (3-phase)
Charging power rating	22 kW (32 A, 3-phase)
Rated voltage	480 V

### Pin assignment (Power contacts)

Number	5 (L1, L2, L3, N, PE)
Rated voltage	440 V AC
Rated current	32 A

### Pin assignment (Signal contacts)

Number	2 (CP, CC)
Rated voltage	30 V AC
Rated current	2 A

### Locking actuator

Locking actuator	12 V, 4-pos.
	Top center position
Possible power supply range at the motor	9 V ... 16 V
Maximum voltage for locking detection	30 V
Typical motor current for locking	0.2 A
Reverse current of the motor	max. 1 A
Max. dwell time with reverse current	1000 ms
Recommended adaptation time	600 ms
Pause time after entry or exit path	3 s
Service life insertion cycles	> 10000 load cycles
Lock recognition	available
Mechanical emergency release	available
Ambient temperature (operation)	-30 °C ... 50 °C

# EV-GBM3SE12-3AC32A-0,7M6,0E10 - Infrastructure charging socket



1408172

<https://www.phoenixcontact.com/us/products/1408172>

Cable length	0.5 m
Cable structure	4 x 0.5 mm <sup>2</sup>

## Cable/line

Cable length	0.7 m (AC cables)
	0.5 m (Locking actuator cables)
Cable structure	5x 6.0 mm <sup>2</sup> + 2x 0.5 mm <sup>2</sup>

## Mechanical properties

### Mechanical data

Insertion/withdrawal cycles	> 10000
Insertion force	< 100 N
Withdrawal force	< 100 N

## Environmental and real-life conditions

### Ambient conditions

Ambient temperature (operation)	-30 °C ... 50 °C
Ambient temperature (storage/transport)	-40 °C ... 80 °C
Altitude	5000 m (above sea level)

## Standards and regulations

### Standards

Standards/regulations	GB/T 20234.2-2015
-----------------------	-------------------

## Mounting

Mounting type Infrastructure charging socket	Rear panel mounting (0 to 90 degree frontal inclination possible)
Mounting type Protective cover	rear (available separately)
Mounting hole diameter	7.00 mm (ø)

# EV-GBM3SE12-3AC32A-0,7M6,0E10 - Infrastructure charging socket

1408172

<https://www.phoenixcontact.com/us/products/1408172>

## Drawings

Dimensional drawing



Hole image

# EV-GBM3SE12-3AC32A-0,7M6,0E10 - Infrastructure charging socket

1408172

<https://www.phoenixcontact.com/us/products/1408172>

Dimensional drawing



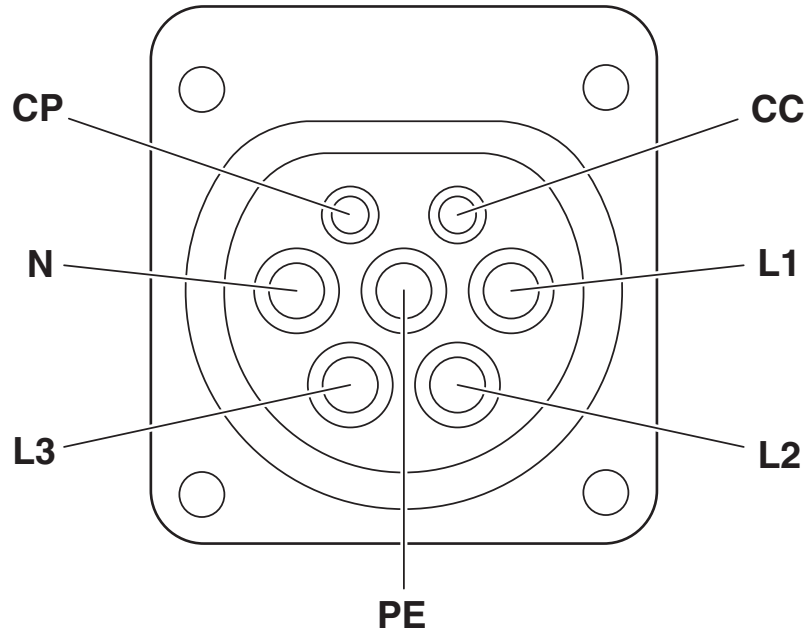
Dimensional drawing

# EV-GBM3SE12-3AC32A-0,7M6,0E10 - Infrastructure charging socket

1408172

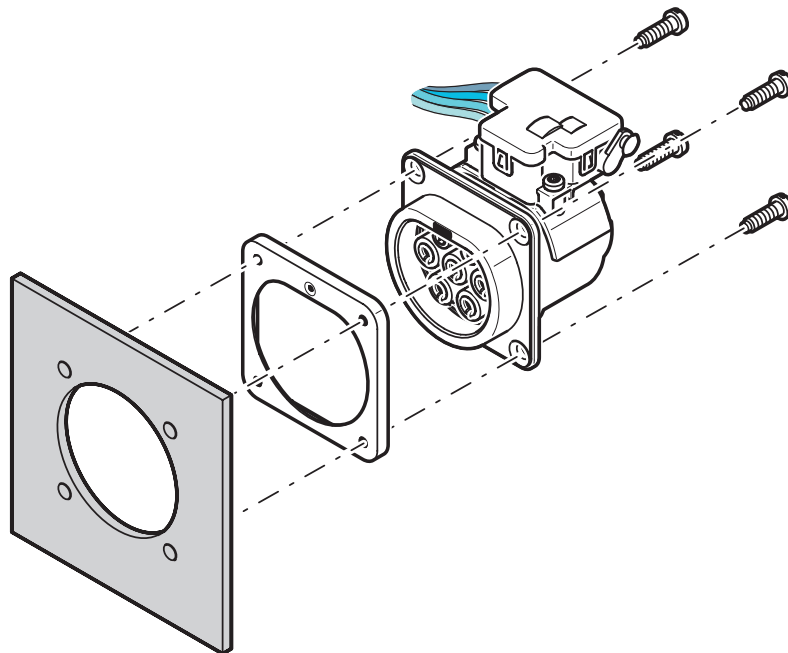
<https://www.phoenixcontact.com/us/products/1408172>

Connection diagram



Pin assignment of infrastructure charging socket

Schematic diagram



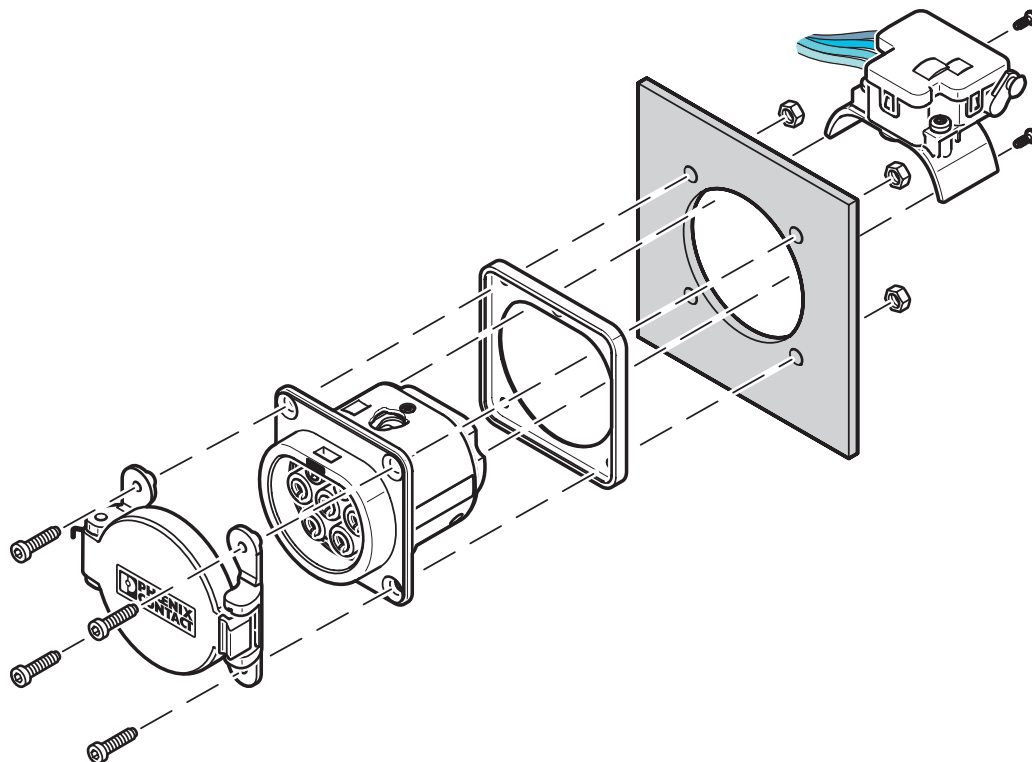
Rear mounting with locking actuator

# EV-GBM3SE12-3AC32A-0,7M6,0E10 - Infrastructure charging socket

1408172

<https://www.phoenixcontact.com/us/products/1408172>

Schematic diagram



Front mounting with rear protective cover screw connection

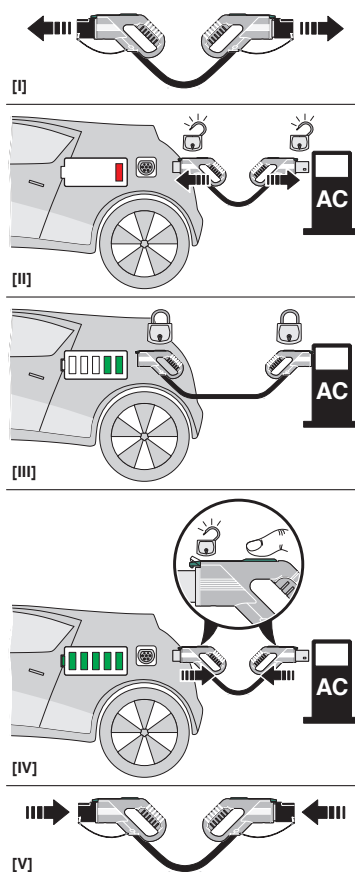
Front mounting is only possible when the locking actuator is removed. The screw connection for a protective cover from the accessories range (EV-GBSC...) only supports rear mounting.

# EV-GBM3SE12-3AC32A-0,7M6,0E10 - Infrastructure charging socket

1408172

<https://www.phoenixcontact.com/us/products/1408172>

## Schematic diagram

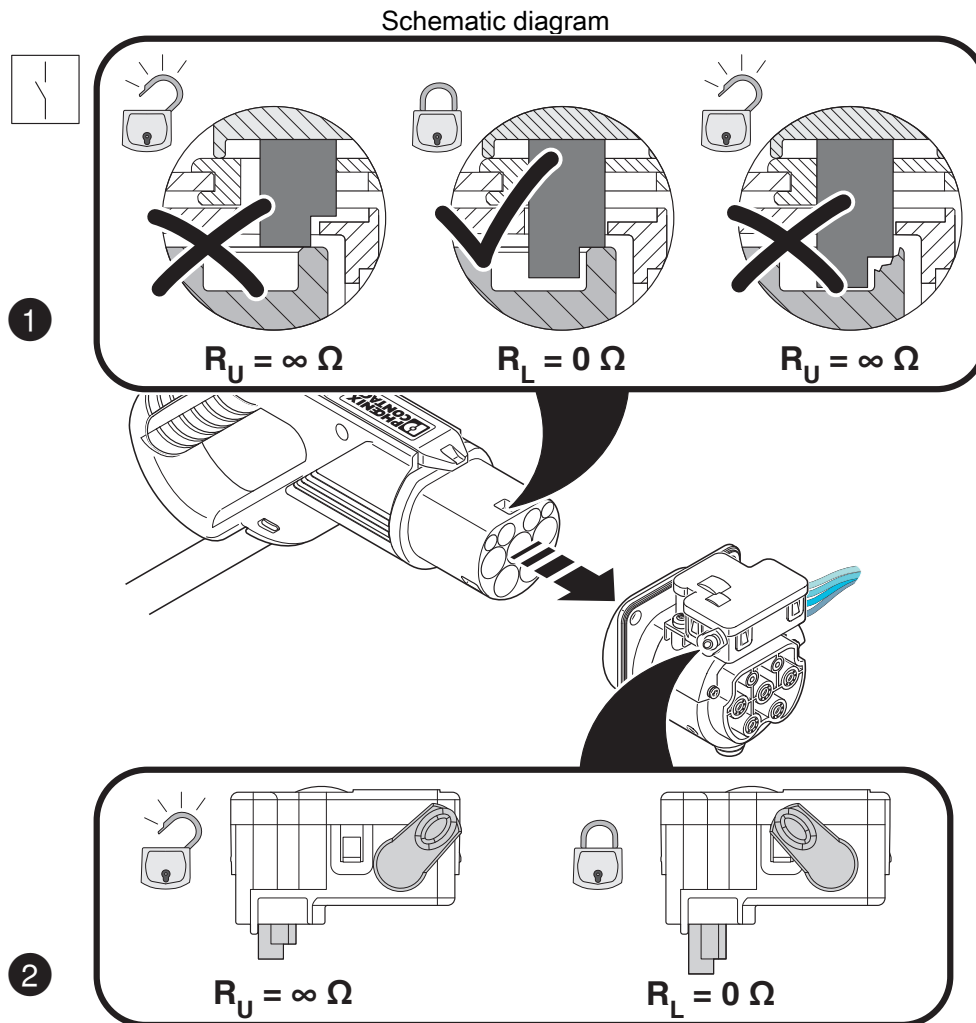


Operating instructions

# EV-GBM3SE12-3AC32A-0,7M6,0E10 - Infrastructure charging socket

1408172

<https://www.phoenixcontact.com/us/products/1408172>



Detection of the Infrastructure Plug

Schematic diagram

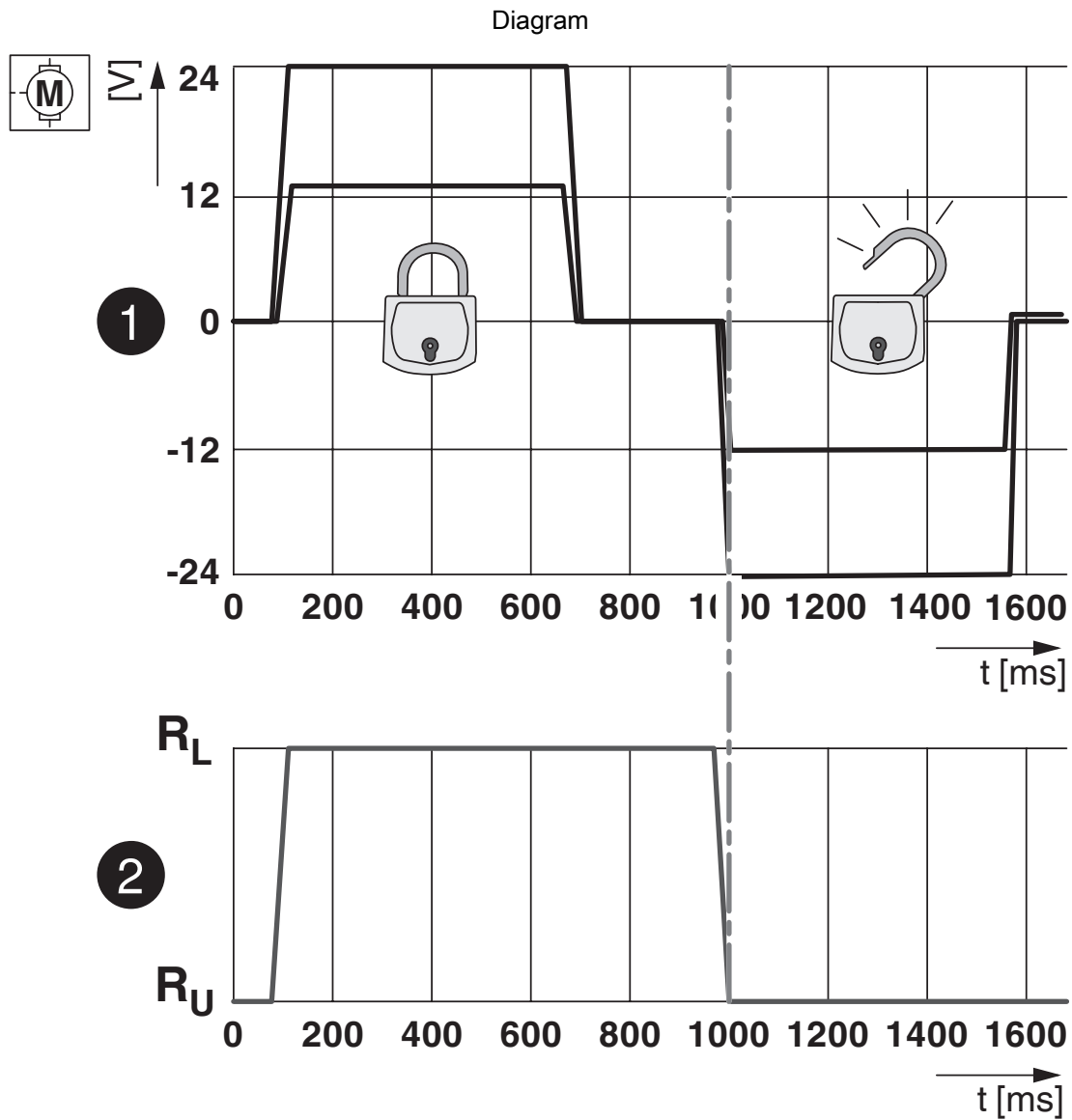


Installation positions

# EV-GBM3SE12-3AC32A-0,7M6,0E10 - Infrastructure charging socket

1408172

<https://www.phoenixcontact.com/us/products/1408172>



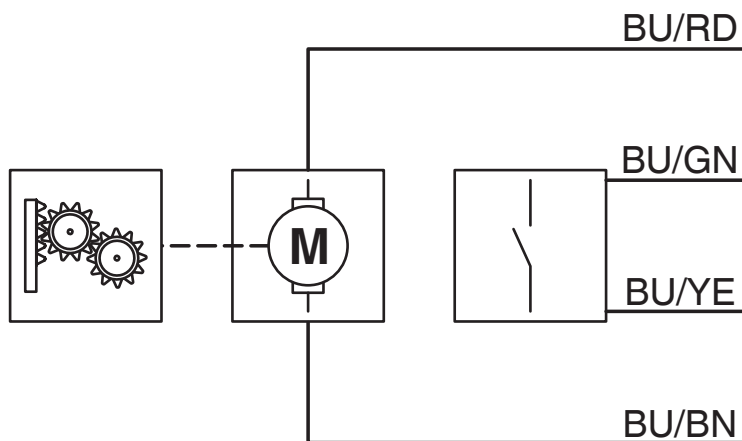
Locking states of the locking actuator

# EV-GBM3SE12-3AC32A-0,7M6,0E10 - Infrastructure charging socket

1408172

<https://www.phoenixcontact.com/us/products/1408172>

Block diagram



Block diagram of the locking actuator

# EV-GBM3SE12-3AC32A-0,7M6,0E10 - Infrastructure charging socket



1408172

<https://www.phoenixcontact.com/us/products/1408172>

## Environmental product compliance

### China RoHS

Environment friendly use period (EFUP)	EFUP-10
	An article-related China RoHS declaration table can be found in the download area for the respective article under "Manufacturer declaration". For all articles with EFUP-E, no China RoHS declaration table issued and required.

### EU REACH SVHC

REACH candidate substance (CAS No.)	No substance above 0.1 wt%
-------------------------------------	----------------------------

Phoenix Contact 2026 © - all rights reserved  
<https://www.phoenixcontact.com>

Phoenix Contact USA  
586 Fulling Mill Road  
Middletown, PA 17057, United States  
(+717) 944-1300  
[info@phoenixcon.com](mailto:info@phoenixcon.com)