

PRC 3-FC-FS6 12-16 HR - Coupler connector



1017634

<https://www.phoenixcontact.com/us/products/1017634>

Please be informed that the data shown in this PDF document is generated from our online catalog. Please find the complete data in the user documentation. Our general terms of use for downloads are valid.



Coupler connector, Range of articles: PRC 35, design: Release with tool or by hand (see accessories), housing material: PPE, color: black, number of positions: 3, min. conductor cross-section: 1.5 mm², max. conductor cross-section: 6 mm², rated voltage: 690 V AC, rated current: 35 A, Connection method: Screw connection, min. cable diameter: 12 mm, max. cable diameter: 16 mm, Variant for manual release

Your advantages

- Up to 75% smaller in size than industrial connectors with the same rating
- Locking mechanism can be unlocked manually or using a tool
- Suitable for applications in atmospheres containing salt and in direct sunlight
- Ideal for indoor and outdoor use due to weatherproof materials

Commercial data

Item number	1017634
Packing unit	1 pc
Note	Made to order (non-returnable)
Sales key	AB03
Product key	ABLCBA
GTIN	4055626500850
Weight per piece (including packing)	79 g
Weight per piece (excluding packing)	79 g
Customs tariff number	85366990
Country of origin	PL

Technical data

Notes

Order information:	Variant for manual release
--------------------	----------------------------

Safety note

Safety note	<ul style="list-style-type: none"> • WARNING: Commission properly functioning products only. The products must be regularly inspected for damage. Decommission defective products immediately. Replace damaged products. Repairs are not possible.
	<ul style="list-style-type: none"> • WARNING: Only electrically qualified personnel may install and operate the product. They must observe the following safety notes. The qualified personnel must be familiar with the basics of electrical engineering. They must be able to recognize and prevent danger. The relevant symbol on the packaging indicates that only personnel familiar with electrical engineering are allowed to install and operate the product.
	<p>WARNING: The connectors may not be plugged in or disconnected under load. Ignoring the warning or improper use may damage persons and/or property.</p>
	<ul style="list-style-type: none"> • Assembled products may not be manipulated or improperly opened.
	<ul style="list-style-type: none"> • Only use mating connectors that are specified in the technical data of the standards listed (e.g. the ones listed in the product accessories online at phoenixcontact.com/products).
	<ul style="list-style-type: none"> • When using the product in direct connection with third-party manufacturers, the user is responsible.
	<ul style="list-style-type: none"> • For operating voltages > 50 V AC, conductive connector housings must be grounded
	<ul style="list-style-type: none"> • Ensure that the protective or functional ground has been properly connected.
	<ul style="list-style-type: none"> • VDE 0100/1.97 § 411.1.3.2 and DIN EN 60 204/11.98 § 14.1.3 are applicable when combining several circuits in a cable and/or connector
	<ul style="list-style-type: none"> • Observe the corresponding technical data. You will find information: <ul style="list-style-type: none"> o On the product o On the packing label o In the supplied documentation o Online at phoenixcontact.com/products under the product
	<ul style="list-style-type: none"> • Only use tools recommended by Phoenix Contact
	<ul style="list-style-type: none"> • The installation notes/Design In documents online on the download page at phoenixcontact.com/products must be observed for this product.
	<ul style="list-style-type: none"> • Use a protective cap to protect connectors that are not in use. The suitable accessories are available online in the accessory section of the product at phoenixcontact.com/products
	<ul style="list-style-type: none"> • Operate the connector only when it is fully plugged in.
<ul style="list-style-type: none"> • Operate the connector only when it is fully plugged in and interlocked. 	
<ul style="list-style-type: none"> • Ensure that when laying the cable, the tensile load on the connectors does not exceed the upper limit specified in the standards. 	

PRC 3-FC-FS6 12-16 HR - Coupler connector



1017634

<https://www.phoenixcontact.com/us/products/1017634>

	<ul style="list-style-type: none">• Observe the minimum bending radius of the cable. Lay the cable without twisting it.• The connector warms up in normal operation. Depending on the ambient conditions, the surface of the connector can continue to warm up. In this case, the user is responsible for posting warnings (e.g. DIN EN ISO 13732-1:2008-12).
--	--

Product properties

Product type	Installation connector
Product family	PRC 35
Type	Release with tool or by hand (see accessories)
Number of positions	3
Connection profile	2+PE
Coding	AD

Insulation characteristics

Protection class	II
Degree of pollution	2

Electrical properties


Rated voltage (III/2)	690 V
Rated voltage	690 V AC in accordance with IEC 61984 600 V AC In accordance with UL 2238
Rated surge voltage (III/2)	8 kV
Rated current	35 A (With 6 mm ² conductor cross-section in accordance with IEC 61984) 32 A (with AWG 10, in accordance with UL 2237)

Connection data

Conductor connection

Conductor cross-section	1.5 mm ² ... 6 mm ²
-------------------------	---

Dimensions

Dimensional drawing	
Width	37.6 mm
Height	37.6 mm
Length	107.5 mm

Material specifications

Color (Housing)	black (RAL 9005)
Color of the housing part	black
Flammability rating according to UL 94	V0

PRC 3-FC-FS6 12-16 HR - Coupler connector



1017634

<https://www.phoenixcontact.com/us/products/1017634>

Seal material	EPDM
Housing material	PPE
Cable seal material	EPDM
Contact material	Cu
Contact surface material	silver-plated
Contact carrier material	PPE
O-ring material	EPDM
Material for screw connection	PPE

Connector

Pull-out-force	150 N ±50 N
----------------	-------------

Cable/line

External cable diameter	12 mm ... 16 mm
External cable diameter	12 mm ... 16 mm
Single wire, cross section	1.5 mm ² 6 mm ²
Stripping length of the individual wire	12 mm (Lay PE conductor 8 mm leading)
Halogen-free	yes

Mechanical properties

Mechanical data

Insertion/withdrawal cycles	2000
Insertion force	30 N ±10 N

Environmental and real-life conditions

Ambient conditions

Degree of protection (when plugged in)	IP66/IP68 (2 m / 24 h) IP69K
Degree of protection	IP66/IP68 (2 m / 24 h) IP69K IP66/IP68 (2 m / 24 h) IP69K
Category of shock impact	IK08 (-25°C)
Ambient temperature (operation)	-40 °C ... 105 °C (dependent on the derating curve)
Ambient temperature (storage/transport)	-40 °C ... 70 °C
Ambient temperature (assembly)	-5 °C ... 85 °C

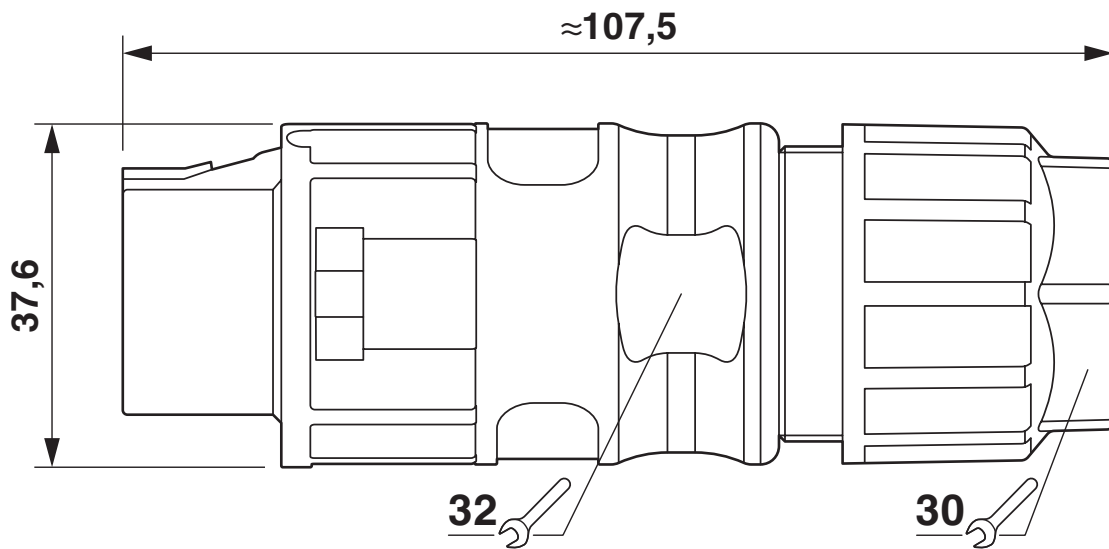
PRC 3-FC-FS6 12-16 HR - Coupler connector

1017634

<https://www.phoenixcontact.com/us/products/1017634>

Drawings

Dimensional drawing



Schematic diagram



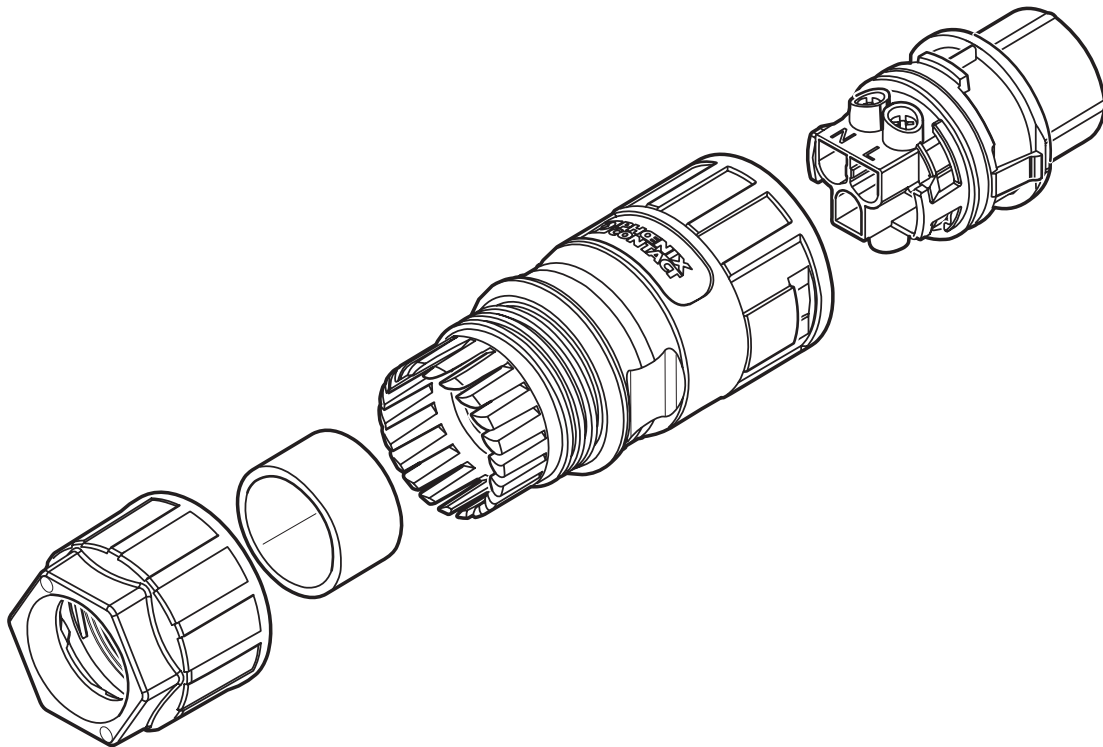
Connector pin assignment

PRC 3-FC-FS6 12-16 HR - Coupler connector

1017634

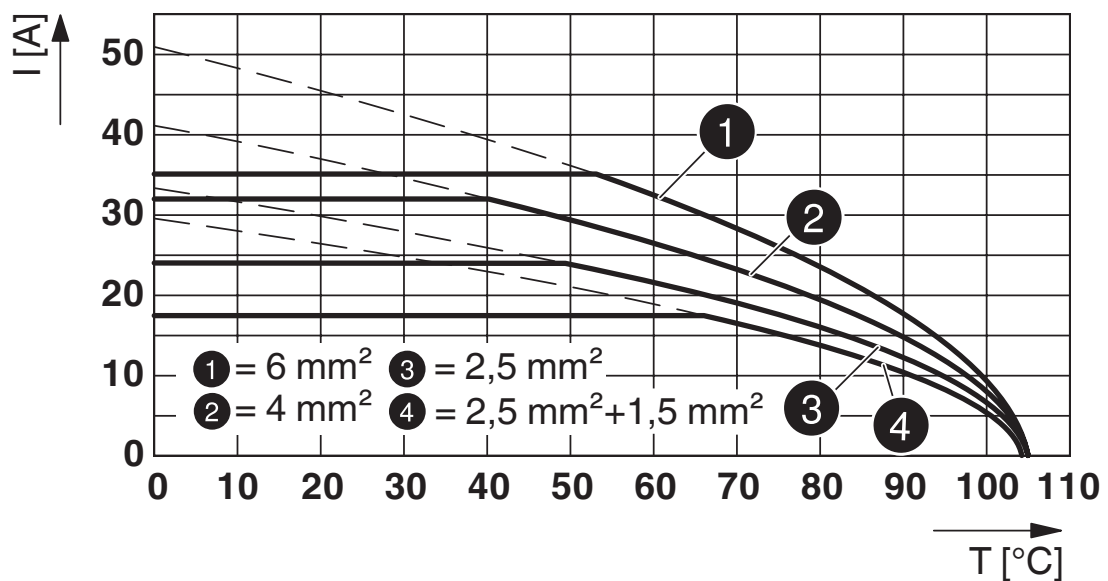
<https://www.phoenixcontact.com/us/products/1017634>

Schematic diagram



Schematic design

Diagram



PRC 3-FC-FS6 12-16 HR - Coupler connector



1017634

<https://www.phoenixcontact.com/us/products/1017634>

Classifications

ECLASS

ECLASS-13.0	27440605
ECLASS-15.0	27440605

UNSPSC

UNSPSC 21.0	39121400
-------------	----------

PRC 3-FC-FS6 12-16 HR - Coupler connector



1017634

<https://www.phoenixcontact.com/us/products/1017634>

Environmental product compliance

EU RoHS

Fulfills EU RoHS substance requirements	Yes, No exemptions
---	--------------------

China RoHS

Environment friendly use period (EFUP)	EFUP-E
	No hazardous substances above the limits

EU REACH SVHC

REACH candidate substance (CAS No.)	No substance above 0.1 wt%
-------------------------------------	----------------------------

Phoenix Contact 2026 © - all rights reserved
<https://www.phoenixcontact.com>

Phoenix Contact USA
586 Fulling Mill Road
Middletown, PA 17057, United States
(+717) 944-1300
info@phoenixcon.com