

EV-T2MBIE12-3ACDC-INFRA - Vehicle Connector test adapter



1623492

<https://www.phoenixcontact.com/pc/products/1623492>

Please be informed that the data shown in this PDF document is generated from our online catalog. Please find the complete data in the user documentation. Our general terms of use for downloads are valid.



CHARX connect, CCS type 2, Vehicle Connector test adapter, 125 A permanent, 850 V DC, 20 A , 250 V AC, Accessories, length: 2 m, Front and rear mounting, as a test adapter for charging station tests, IEC 62196-3

Product description

Special Vehicle Inlet for charging station tests, solely for laboratory tests, tests with charging stations, and further analyses on the infrastructure side - not for installation in any type of vehicle, cannot be used outside of the laboratory area

Commercial data

| | |
|--------------------------------------|---------------|
| Item number | 1623492 |
| Packing unit | 1 pc |
| Minimum order quantity | 1 pc |
| Product key | XWBACD |
| GTIN | 4055626172149 |
| Weight per piece (including packing) | 4,144 g |
| Weight per piece (excluding packing) | 3,994 g |
| Customs tariff number | 85444290 |
| Country of origin | DE |

EV-T2MBIE12-3ACDC-INFRA - Vehicle Connector test adapter



1623492

<https://www.phoenixcontact.com/pc/products/1623492>

Technical data

Product properties

| | |
|---------------------|--------------------------------|
| Product type | Vehicle Connector test adapter |
| Product family | CHARX connect |
| Type | Accessories |
| Charging standard | CCS type 2 |
| Charging mode | Mode 2, 3, 4 |
| Customer variations | On request |

Electrical properties

| | |
|-------------------------------|------------------------------------------|
| Note on the connection method | Crimp connection, cannot be disconnected |
| Temperature monitoring | 2x Pt 1000 |

Charging power and current (AC charging, 3-phase)

| | |
|--------------------------|------------|
| Type of charging current | AC 3-phase |
| Charging current | 32 A |
| Charging power | 26.6 kW |

Charging power and current (DC charging)

| | |
|--------------------------|--------|
| Type of charging current | DC |
| Charging current | 125 A |
| Charging power | 106 kW |

Pin assignment (Power contacts)

| | |
|---------------|---------------------------------|
| Number | 7 (L1, L2, L3, N, PE, DC+, DC-) |
| Rated voltage | 250 V AC |
| | 850 V DC |
| Rated current | 125 A DC |
| | 20 A AC |

Pin assignment (Signal contacts)

| | |
|-----------------------------|-----------------------------------------------------------------------------------------------------------------|
| Type of signal transmission | Pulse width modulation with modulated Powerline communication in accordance with ISO/IEC 15118 / DIN SPEC 70121 |
| Number | 2 (CP, PP) |
| Rated voltage | 30 V AC |
| Rated current | 2 A |
| Insulation resistance | > 5 k Ω |

Locking actuator

| | |
|------------------------------------------|--------------|
| Possible power supply range at the motor | 9 V ... 16 V |
| Maximum voltage for locking detection | 30 V |
| Typical motor current for locking | 0.2 A |
| Reverse current of the motor | max. 1 A |

EV-T2MBIE12-3ACDC-INFRA - Vehicle Connector test adapter



1623492

<https://www.phoenixcontact.com/pc/products/1623492>

| | |
|--------------------------------------|-------------------------|
| Max. dwell time with reverse current | 1000 ms |
| Recommended adaptation time | 600 ms |
| Pause time after entry or exit path | 3 s |
| Service life insertion cycles | > 10000 load cycles |
| Lock recognition | available |
| Mechanical emergency release | available |
| Ambient temperature (operation) | -30 °C ... 50 °C |
| Cable length | 0.5 m |
| Cable structure | 4 x 0.5 mm ² |

Temperature sensors (Pt 1000)

| | |
|------------------------------|--------------------------------------------------------|
| Sensor type | Pt 1000 |
| Standards/regulations | DIN EN 60751 |
| Attachment point | 2 sensors for the DC contacts |
| Switch-off temperature | 90 °C ±1 K (equivalent to a Pt 1000 value of 1346.5 Ω) |
| Long-term stability | 0.06 % (after 1000 hours at 130 °C) |
| Recommended measured current | 1 mA (1 V at 0°C) |
| Coefficient | 3850 ppm/K |
| Ambient temperature | -50 °C ... 130 °C (Operation) |

Cable/line

| | |
|-----------------|---------------------------------------------------------------------------------------------------------|
| Cable length | 2 m (AC cables) |
| | 2 m (DC cables) |
| | 0.5 m (Locking actuator cables) |
| Cable structure | 2 x 35 mm ² + 1 x 25 mm ² + 2 x 2.5 mm ² + 3 x 2 x 0.5 mm ² |
| Cable length | 2 m |

Mechanical properties

Mechanical data

| | |
|-----------------------------|---------|
| Insertion/withdrawal cycles | > 10000 |
| Insertion force | < 100 N |
| Withdrawal force | < 100 N |

Environmental and real-life conditions

Ambient conditions

| | |
|-----------------------------------------|--------------------------|
| Ambient temperature (operation) | -30 °C ... 50 °C |
| Ambient temperature (storage/transport) | -40 °C ... 80 °C |
| Altitude | 5000 m (above sea level) |

Standards and regulations

Standards

| | |
|-----------------------|-------------|
| Standards/regulations | IEC 62196-3 |
|-----------------------|-------------|

EV-T2MBIE12-3ACDC-INFRA - Vehicle Connector test adapter



1623492

<https://www.phoenixcontact.com/pc/products/1623492>

Mounting

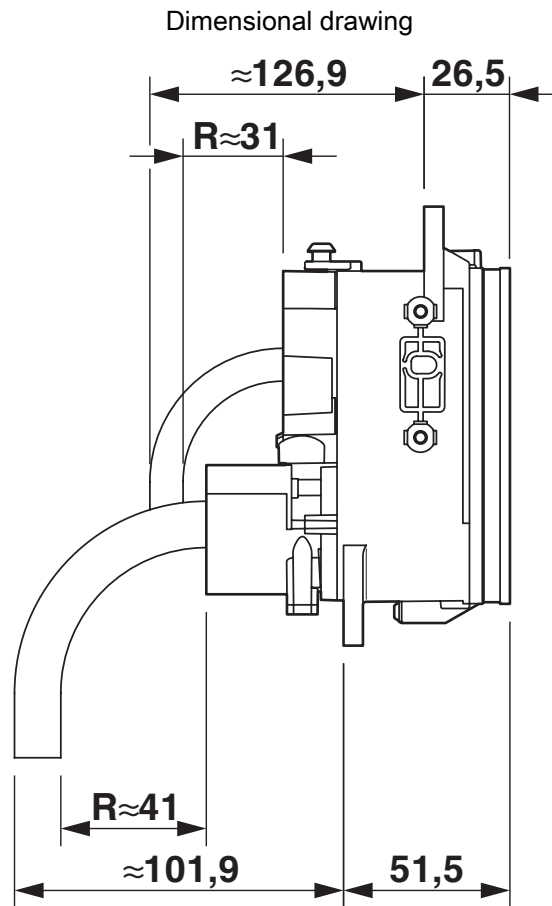
| | |
|--------------------------------------|-----------------------------------------------------------------------|
| Mounting type Vehicle charging inlet | Front and rear mounting (0 to 90 degree frontal inclination possible) |
| Mounting hole diameter | 6.80 mm (ø) |

EV-T2MBIE12-3ACDC-INFRA - Vehicle Connector test adapter

1623492

<https://www.phoenixcontact.com/pc/products/1623492>

Drawings



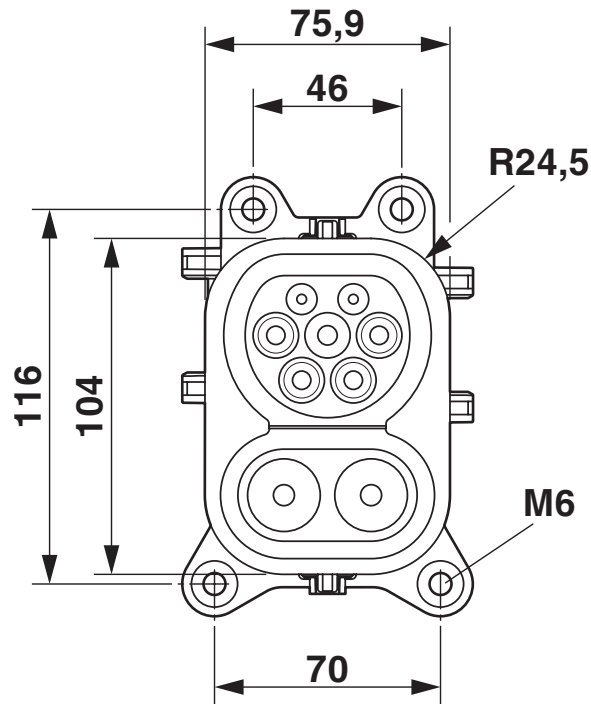
Dimensional drawing, side view

EV-T2MBIE12-3ACDC-INFRA - Vehicle Connector test adapter

1623492

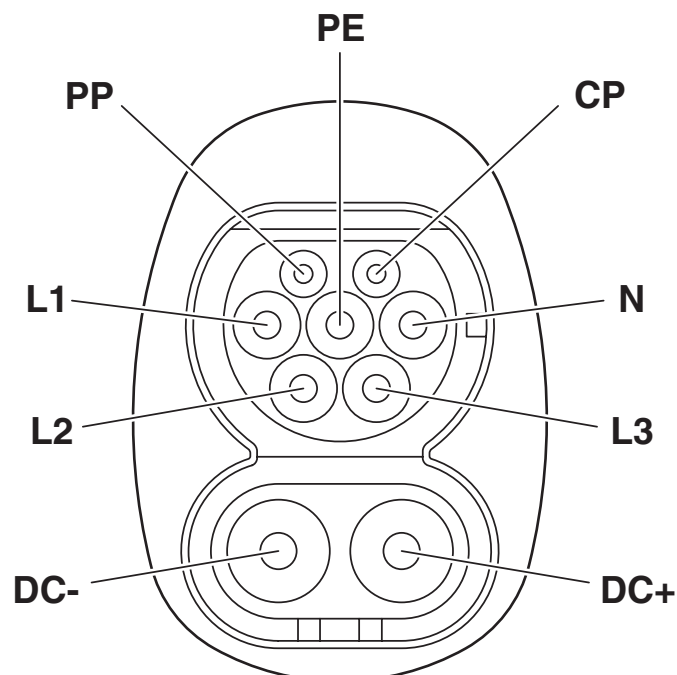
<https://www.phoenixcontact.com/pc/products/1623492>

Dimensional drawing



Dimensional drawing top view

Connection diagram



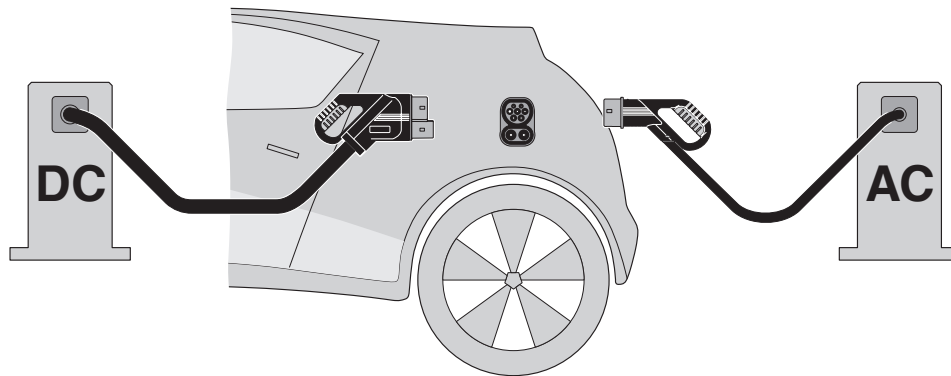
Pin assignment of vehicle charging inlets

EV-T2MBIE12-3ACDC-INFRA - Vehicle Connector test adapter

1623492

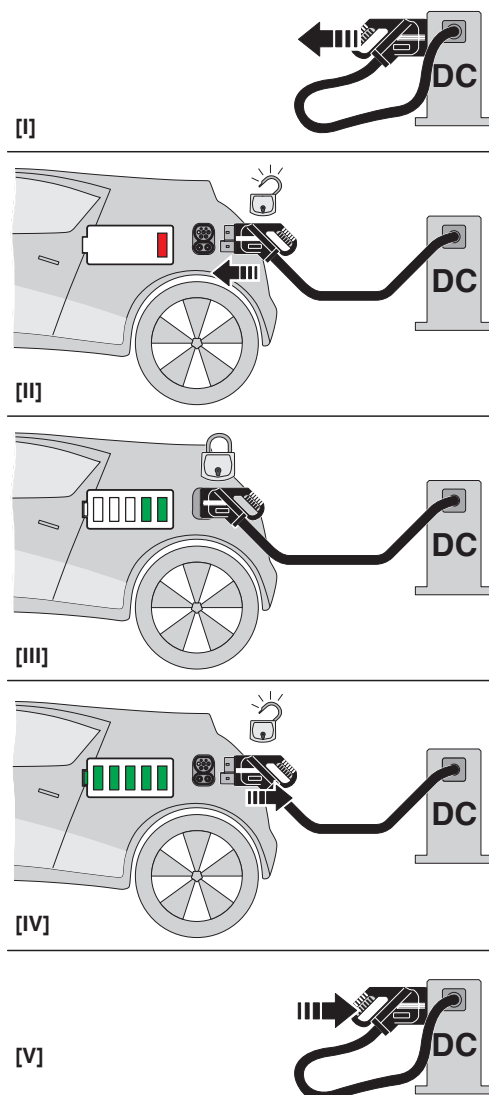
<https://www.phoenixcontact.com/pc/products/1623492>

Schematic diagram



The Combined Charging System (CCS) principle - standard-compliant charging system for electric vehicles, which supports both conventional AC charging and fast DC charging. Both Vehicle Connectors fit into the CCS Vehicle Inlet.

Schematic diagram

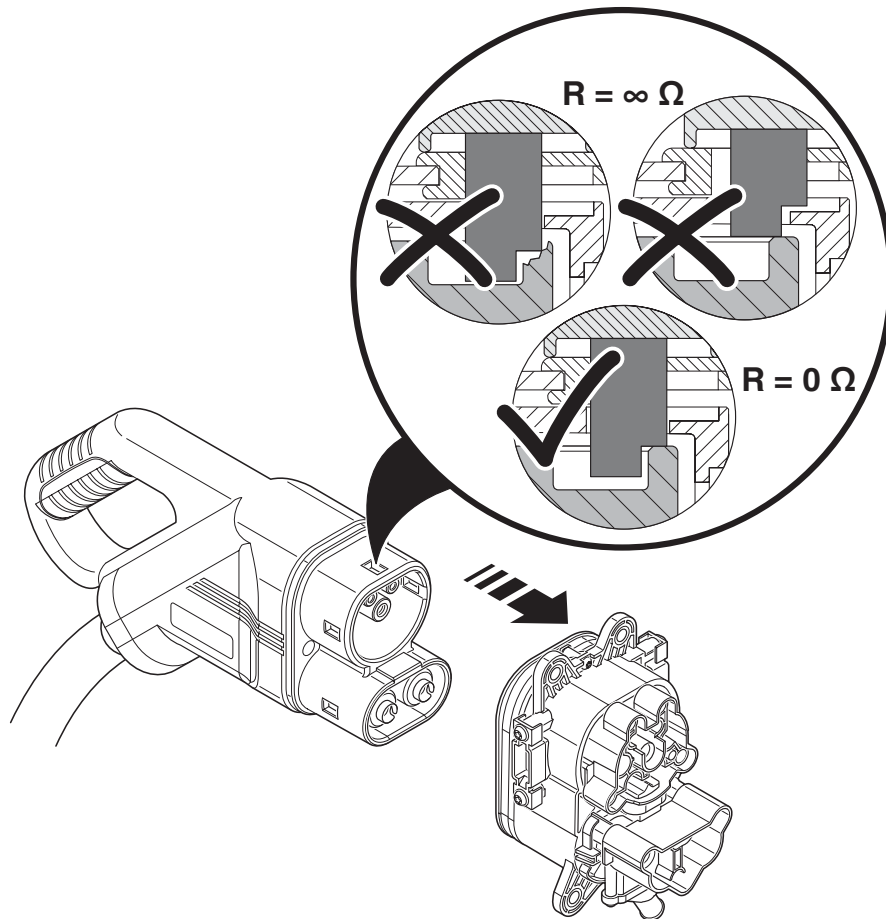


EV-T2MBIE12-3ACDC-INFRA - Vehicle Connector test adapter

1623492

<https://www.phoenixcontact.com/pc/products/1623492>

Schematic diagram

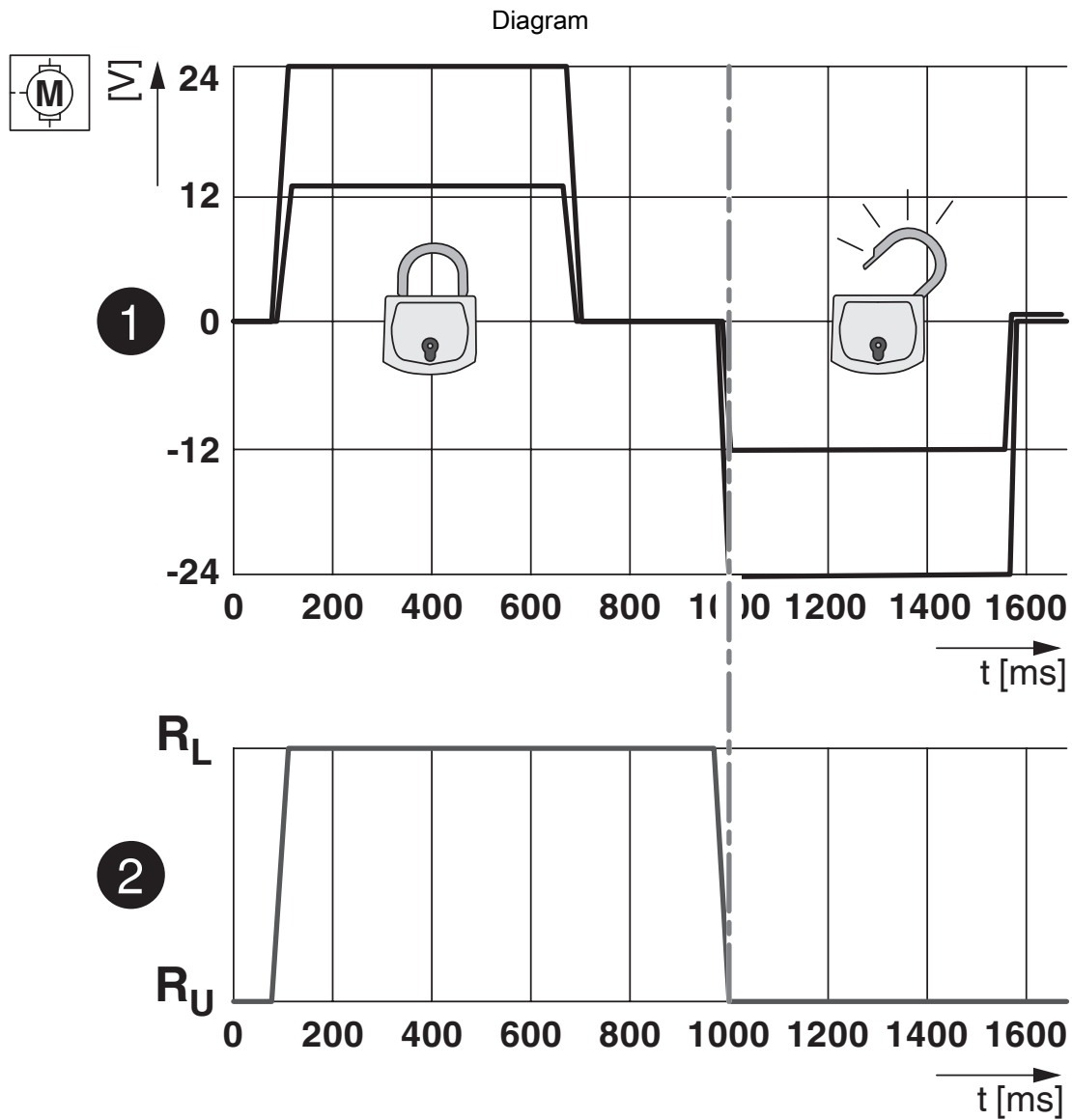


Detection for Vehicle Connector

EV-T2MBIE12-3ACDC-INFRA - Vehicle Connector test adapter

1623492

<https://www.phoenixcontact.com/pc/products/1623492>



Locking states of the locking actuator

EV-T2MBIE12-3ACDC-INFRA - Vehicle Connector test adapter



1623492

<https://www.phoenixcontact.com/pc/products/1623492>

Environmental product compliance

EU REACH SVHC

| REACH candidate substance (CAS No.) | |
|-------------------------------------|--|
|-------------------------------------|--|

| | |
|--|----------------------------|
| | No substance above 0.1 wt% |
|--|----------------------------|

Phoenix Contact 2026 © - all rights reserved

<https://www.phoenixcontact.com>

PHOENIX CONTACT GmbH & Co. KG

Flachsmarktstraße 8

D-32825 Blomberg

+49 (0) 5235-3 00

info@phoenixcontact.com