


MUTTB 2,5 - Mini feed-through terminal block



3249013

<https://www.phoenixcontact.com/pc/products/3249013>

Please be informed that the data shown in this PDF document is generated from our online catalog. Please find the complete data in the user documentation. Our general terms of use for downloads are valid.



Mini feed-through terminal block, nom. voltage: 500 V, nominal current: 22 A, connection method: Screw connection, Rated cross section: 2.5 mm², cross section: 0.2 mm² - 4 mm², mounting type: NS 15, NS 35/7,5, NS 35/15, color: gray

Your advantages

- Fixed bridges and test sockets can be used on both levels
- Space saving thanks to compact design and mounting option on a 15 mm DIN rail
- Clear arrangement thanks to marking of all terminal points
- Easy potential distribution thanks to standardized plug-in bridges

Commercial data

Item number	3249013
Packing unit	50 pc
Minimum order quantity	50 pc
Product key	BE1164
GTIN	4055626405087
Weight per piece (including packing)	13.215 g
Weight per piece (excluding packing)	13.215 g
Customs tariff number	85369010
Country of origin	PL

MUTTB 2,5 - Mini feed-through terminal block



3249013

<https://www.phoenixcontact.com/pc/products/3249013>

Technical data

Product properties

Product type	Miniature terminal block
Number of positions	2
Number of connections	4
Number of rows	2
Potentials	2

Insulation characteristics

Overvoltage category	III
Degree of pollution	3

Electrical properties

Maximum power dissipation for nominal condition	0.77 W
---	--------

Connection data

Number of connections per level	2
Nominal cross section	2.5 mm ²
Connection method	Screw connection
Screw thread	M3
Tightening torque	0.5 ... 0.6 Nm
Stripping length	7 mm ... 9 mm
Internal cylindrical gage	A3
Connection in acc. with standard	IEC 60947-7-1
Conductor cross-section rigid	0.2 mm ² ... 4 mm ²
Cross section AWG	24 ... 12 (converted acc. to IEC)
Conductor cross-section flexible	0.2 mm ² ... 2.5 mm ²
Conductor cross-section, flexible [AWG]	24 ... 14 (converted acc. to IEC)
Conductor cross-section flexible (ferrule without plastic sleeve)	0.25 mm ² ... 2.5 mm ²
Flexible conductor cross-section (ferrule with plastic sleeve)	0.25 mm ² ... 2.5 mm ²
2 conductors with same cross section, rigid	0.2 mm ² ... 1.5 mm ²
2 conductors with the same cross-section AWG rigid	24 ... 16 (converted acc. to IEC)
2 conductors with same cross section, flexible	0.2 mm ² ... 1.5 mm ²
2 conductors with the same cross-section AWG flexible	24 ... 16 (converted acc. to IEC)
2 conductors with same cross section, flexible, with ferrule without plastic sleeve	0.2 mm ² ... 1.5 mm ²
2 conductors with the same cross section, flexible, with TWIN ferrule with plastic sleeve	0.5 mm ² ... 1.5 mm ²
Nominal cross section	2.5 mm ²
Nominal current	22 A (with a 2.5 mm ² conductor cross-section)
Maximum load current	28 A (with 4 mm ² conductor cross-section)
Nominal voltage	500 V

Ex data

MUTTB 2,5 - Mini feed-through terminal block



3249013

<https://www.phoenixcontact.com/pc/products/3249013>

Rated data (ATEX/IECEX)

Identification	⊕ II 2 GD Ex eb IIC Gb
Operating temperature range	-60 °C ... 110 °C
Ex-certified accessories	3249016 D-MUTTB 2,5
	1462738 DP-MUTTB 2,5
	1205053 SZS 0,6X3,5
	3022263 CLIPFIX 15
	3022276 CLIPFIX 35-5
List of bridges	Plug-in bridge / FBS 2-5 / 3030161
	Plug-in bridge / FBS 3-5 / 3030174
	Plug-in bridge / FBS 4-5 / 3030187
	Plug-in bridge / FBS 5-5 / 3030190
	Plug-in bridge / FBS 10-5 / 3030213
	Plug-in bridge / FBS 20-5 / 3030226
	Plug-in bridge / FBS 50-5 / 3038930
Bridge data	19 A / 2.5 mm ²
Ex temperature increase	40 K (19 A / 2.5 mm ²)
for bridging with bridge	275 V
- At bridging between non-adjacent terminal blocks	220 V
Rated insulation voltage	250 V
output	(Permanent)

Ex level General

Rated voltage	275 V
Rated current	19 A (2.5 mm ²)
Maximum load current	24 A (4 mm ²)

Ex connection data General

Torque range	0.5 Nm ... 0.6 Nm
Connection capacity rigid	0.2 mm ² ... 4 mm ²
Connection capacity AWG	24 ... 12
Connection capacity flexible	0.2 mm ² ... 2.5 mm ²
Connection capacity AWG	24 ... 14
2 conductors with same cross section, solid	0.2 mm ² ... 1.5 mm ²
2 conductors with the same cross-section AWG rigid	24 ... 16
2 conductors with same cross section, stranded	0.2 mm ² ... 1.5 mm ²
2 conductors with the same cross-section AWG flexible	24 ... 16
output	(Permanent)

Ex level Level 1

Contact resistance	0.42 mΩ
output	(Permanent)

Ex level Level 2

Contact resistance	0.27 mΩ
--------------------	---------

MUTTB 2,5 - Mini feed-through terminal block



3249013

<https://www.phoenixcontact.com/pc/products/3249013>

Dimensions

Width	5.2 mm
Height	63.5 mm
Depth	50.8 mm
Depth on NS 15	51.6 mm
Depth on NS 35/7,5	52.3 mm
Depth on NS 35/15	59.8 mm

Material specifications

Color	gray (RAL 7042)
Flammability rating according to UL 94	V0
Insulating material group	I
Insulating material	PA
Static insulating material application in cold	-60 °C
Relative insulation material temperature index (Elec., UL 746 B)	130 °C
Fire protection for rail vehicles (DIN EN 45545-2) R22	HL 1 - HL 3
Fire protection for rail vehicles (DIN EN 45545-2) R23	HL 1 - HL 3
Fire protection for rail vehicles (DIN EN 45545-2) R24	HL 1 - HL 3
Fire protection for rail vehicles (DIN EN 45545-2) R26	HL 1 - HL 3
Surface flammability NFPA 130 (ASTM E 162)	passed
Specific optical density of smoke NFPA 130 (ASTM E 662)	passed
Smoke gas toxicity NFPA 130 (SMP 800C)	passed

Electrical tests

Surge voltage test

Result	Test passed
--------	-------------

Temperature-rise test

Requirement temperature-rise test	Increase in temperature \leq 45 K
Result	Test passed
Short-time withstand current 2.5 mm ²	0.3 kA
Result	Test passed

Power-frequency withstand voltage

Test voltage setpoint	1.89 kV
Result	Test passed

Mechanical properties

Mechanical data

Open side panel	Yes
-----------------	-----

Mechanical tests

Mechanical strength

MUTTB 2,5 - Mini feed-through terminal block



3249013

<https://www.phoenixcontact.com/pc/products/3249013>

Result	Test passed
--------	-------------

Attachment on the carrier

DIN rail/fixing support	NS 35/7,5
Result	Test passed

Test for conductor damage and slackening

Rotation speed	10 rpm
Revolutions	135
Conductor cross-section/weight	0.2 mm ² / 0.2 kg
	2.5 mm ² / 0.7 kg
	4 mm ² / 0.9 kg
Result	Test passed

Environmental and real-life conditions

Needle-flame test

Time of exposure	30 s
Result	Test passed

Oscillation/broadband noise

Specification	DIN EN 50155 (VDE 0115-200):2022-06
Spectrum	Long life test category 2, bogie-mounted
Frequency	$f_1 = 5 \text{ Hz}$ to $f_2 = 250 \text{ Hz}$
ASD level	6.12 (m/s ²) ² /Hz
Acceleration	3.12g
Test duration per axis	5 h
Test directions	X-, Y- and Z-axis
Result	Test passed

Shocks

Specification	DIN EN 50155 (VDE 0115-200):2022-06
Pulse shape	Half-sine
Acceleration	30g
Shock duration	18 ms
Number of shocks per direction	3
Test directions	X-, Y- and Z-axis (pos. and neg.)
Result	Test passed

Ambient conditions

Ambient temperature (operation)	-60 °C ... 110 °C (Operating temperature range incl. self-heating; for max. short-term operating temperature, see RTI Elec.)
Ambient temperature (storage/transport)	-25 °C ... 60 °C (for a short time, not exceeding 24 h, -60 °C to +70 °C)
Ambient temperature (assembly)	-5 °C ... 70 °C
Ambient temperature (actuation)	-5 °C ... 70 °C
Permissible humidity (operation)	20 % ... 90 %

MUTTB 2,5 - Mini feed-through terminal block



3249013

<https://www.phoenixcontact.com/pc/products/3249013>

Permissible humidity (storage/transport)	30 % ... 70 %
--	---------------

Standards and regulations

Connection in acc. with standard	IEC 60947-7-1
----------------------------------	---------------

Mounting

Mounting type	NS 15
	NS 35/7,5
	NS 35/15

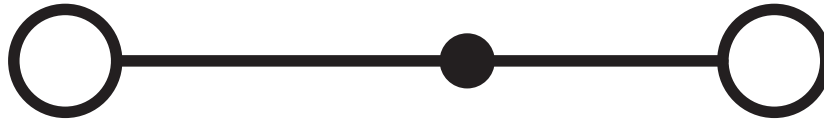
MUTTB 2,5 - Mini feed-through terminal block

3249013

<https://www.phoenixcontact.com/pc/products/3249013>

Drawings

Circuit diagram



MUTTB 2,5 - Mini feed-through terminal block





3249013

<https://www.phoenixcontact.com/pc/products/3249013>


Approvals


To download certificates, visit the product detail page: <https://www.phoenixcontact.com/pc/products/3249013>

 CSA Approval ID: 13631				
	Nominal voltage U_N	Nominal current I_N	Cross section AWG	Cross section mm^2
B	150 V	20 A	24 - 12	-
C	150 V	20 A	24 - 12	-
D	300 V	10 A	24 - 12	-

 cULus Recognized Approval ID: E60425				
	Nominal voltage U_N	Nominal current I_N	Cross section AWG	Cross section mm^2
B	150 V	20 A	24 - 12	-
C	150 V	20 A	24 - 12	-
F	500 V	20 A	24 - 12	-
D	300 V	10 A	24 - 12	-

DNV Approval ID: TAE00003J4				
---------------------------------------	--	--	--	--

 CCC Approval ID: 2020322313000629				
---	--	--	--	--


 IECEX Approval ID: IECEX SEV13.0012U				
	Nominal voltage U_N	Nominal current I_N	Cross section AWG	Cross section mm^2
keine				
Only flexible conductors	275 V	19 A	-	0.2 - 2.5
Only rigid conductors	275 V	24 A	-	0.2 - 4

MUTTB 2,5 - Mini feed-through terminal block



3249013

<https://www.phoenixcontact.com/pc/products/3249013>

 ATEX Approval ID: SEV13ATEX0178U				
	Nominal voltage U_N	Nominal current I_N	Cross section AWG	Cross section mm^2
keine				
Only flexible conductors	275 V	19.5 A	-	0.2 - 2.5
Only rigid conductors	275 V	24 A	-	0.2 - 4

MUTTB 2,5 - Mini feed-through terminal block



3249013

<https://www.phoenixcontact.com/pc/products/3249013>

Classifications

ECLASS

ECLASS-13.0	27250102
ECLASS-15.0	27250102

ETIM

ETIM 10.0	EC000897
-----------	----------

UNSPSC

UNSPSC 21.0	39121400
-------------	----------

MUTTB 2,5 - Mini feed-through terminal block



3249013

<https://www.phoenixcontact.com/pc/products/3249013>

Environmental product compliance

EU RoHS

Fulfills EU RoHS substance requirements	Yes
Exemption	6(c)

China RoHS

Environment friendly use period (EFUP)	EFUP-50
	An article-related China RoHS declaration table can be found in the download area for the respective article under "Manufacturer declaration". For all articles with EFUP-E, no China RoHS declaration table issued and required.

EU REACH SVHC

REACH candidate substance (CAS No.)	Lead(CAS: 7439-92-1)
SCIP	f52764f6-a24f-4ca5-94b0-7adcd952806e

EF3.1 Climate Change

CO2e kg	0.053 kg CO2e
---------	---------------

Phoenix Contact 2026 © - all rights reserved
<https://www.phoenixcontact.com>

PHOENIX CONTACT GmbH & Co. KG
Flachsmarktstraße 8
D-32825 Blomberg
+49 (0) 5235-3 00
info@phoenixcontact.com