

# PTMC 1,5 /3-3 -DF - Marshalling patchboard



3001931

<https://www.phoenixcontact.com/pc/products/3001931>

Please be informed that the data shown in this PDF document is generated from our online catalog. Please find the complete data in the user documentation. Our general terms of use for downloads are valid.



Marshalling patchboard, nom. voltage: 500 V, nominal current: 10 A, connection method: Push-in connection, Rated cross section: 1.5 mm<sup>2</sup>, cross section: 0.14 mm<sup>2</sup> - 2.5 mm<sup>2</sup>, mounting: Panel mounting, color: gray

The figure shows a version of the article

## Your advantages

- Individual setup thanks to modular principle
- Tool-free wiring in a confined space thanks to compact size
- Individual color assignment of cable and terminal point to ensure error-free, safe operation
- High contact quality thanks to push-in technology as a replacement for Wire-Wrap®, TERMI-POINT®, etc.
- For mounting in a panel cutout
- Color configuration possible according to VDE 0812, VDE 0815, DIN 47100 or unlimited.

## Commercial data

Item number	3001931
Packing unit	1 pc
Minimum order quantity	1 pc
Note	Made to order (non-returnable)
Product key	BE6212
GTIN	4055626065939
Weight per piece (including packing)	112.9 g
Weight per piece (excluding packing)	112.9 g
Customs tariff number	85369010
Country of origin	PL

# PTMC 1,5 /3-3 -DF - Marshalling patchboard



3001931

<https://www.phoenixcontact.com/pc/products/3001931>

## Technical data

### Product properties

Product type	Marshalling terminal
Number of positions	3
Number of connections	18
Number of rows	1

### Insulation characteristics

Overvoltage category	III
----------------------	-----

### Electrical properties

Maximum power dissipation for nominal condition	0.56 W
---	--------

### Connection data

Number of connections per level	18
Nominal cross section	1.5 mm <sup>2</sup>

#### Level 1

Connection method	Push-in connection
Stripping length	8 mm ... 10 mm
Conductor cross-section rigid	0.14 mm <sup>2</sup> ... 2.5 mm <sup>2</sup>
Cross section AWG	26 ... 14 (converted acc. to IEC)
Conductor cross-section flexible	0.14 mm <sup>2</sup> ... 1.5 mm <sup>2</sup>
Conductor cross-section, flexible [AWG]	26 ... 14 (converted acc. to IEC)
Conductor cross-section flexible (ferrule without plastic sleeve)	0.14 mm <sup>2</sup> ... 1.5 mm <sup>2</sup>
Flexible conductor cross-section (ferrule with plastic sleeve)	0.14 mm <sup>2</sup> ... 1.5 mm <sup>2</sup>
Nominal cross section	1.5 mm <sup>2</sup>
Nominal current	10 A
Maximum load current	22 A
Nominal voltage	500 V

#### Level 1 Connection cross sections directly pluggable

Conductor cross-section rigid	0.34 mm <sup>2</sup> ... 2.5 mm <sup>2</sup>
Conductor cross-section, rigid [AWG]	20 ... 12 (converted acc. to IEC)
Conductor cross-section flexible	0.34 mm <sup>2</sup> ... 1.5 mm <sup>2</sup>
Conductor cross-section, flexible [AWG]	14 (converted acc. to IEC)
Conductor cross-section flexible (ferrule without plastic sleeve)	0.34 mm <sup>2</sup> ... 1.5 mm <sup>2</sup>
Flexible conductor cross-section (ferrule with plastic sleeve)	0.34 mm <sup>2</sup> ... 1.5 mm <sup>2</sup>

### Dimensions

Width	variable
Height	30 mm
Depth	41 mm

# PTMC 1,5 /3-3 -DF - Marshalling patchboard



3001931

<https://www.phoenixcontact.com/pc/products/3001931>

## Material specifications

Color	gray (RAL 7042)
Flammability rating according to UL 94	V0
Insulating material group	I
Insulating material	PA

## Mechanical properties

### Mechanical data

Open side panel	No
-----------------	----

## Environmental and real-life conditions

### Ambient conditions

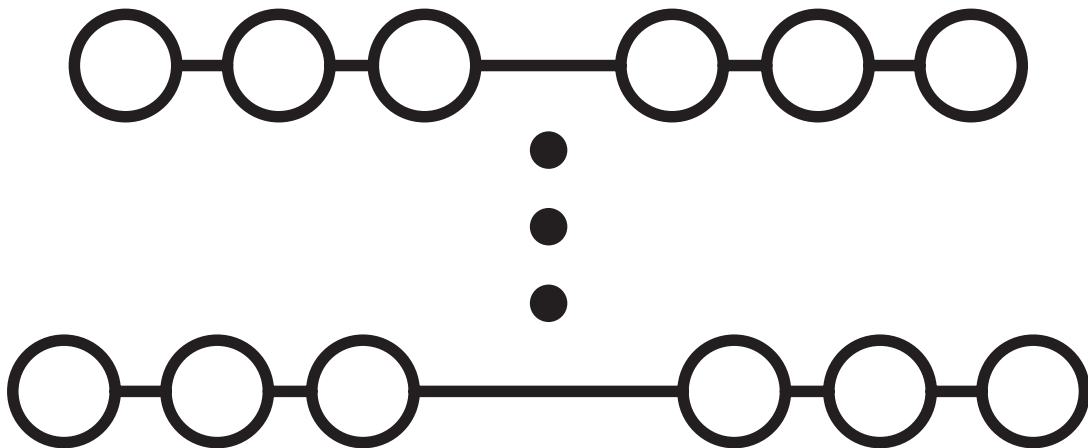
Ambient temperature (operation)	-60 °C ... 85 °C
Ambient temperature (storage/transport)	-25 °C ... 55 °C (for a short time, not exceeding 24 h, -60 °C to +70 °C)
Ambient temperature (assembly)	-5 °C ... 70 °C
Ambient temperature (actuation)	-5 °C ... 70 °C
Permissible humidity (storage/transport)	30 % ... 70 %

## Mounting

Mounting type	Panel mounting
---------------	----------------

Drawings

Circuit diagram



# PTMC 1,5 /3-3 -DF - Marshalling patchboard




3001931


<https://www.phoenixcontact.com/pc/products/3001931>

## Approvals

To download certificates, visit the product detail page: <https://www.phoenixcontact.com/pc/products/3001931>

 <b>CSA</b> Approval ID: 13631				
	Nominal voltage $U_N$	Nominal current $I_N$	Cross section AWG	Cross section $mm^2$
B	300 V	10 A	24 - 16	-
C	300 V	10 A	24 - 16	-
D	300 V	10 A	24 - 16	-

 <b>EAC</b> Approval ID: RU C-DE.BL08.B.00682				
---	--	--	--	--

 <b>cULus Recognized</b> Approval ID: E60425				
--	--	--	--	--

 <b>cULus Recognized</b> Approval ID: E60425				
--	--	--	--	--

# PTMC 1,5 /3-3 -DF - Marshalling patchboard



3001931

<https://www.phoenixcontact.com/pc/products/3001931>

## Classifications

### ECLASS

ECLASS-13.0	27250106
ECLASS-15.0	27250106

### ETIM

ETIM 10.0	EC000897
-----------	----------

### UNSPSC

UNSPSC 21.0	39121400
-------------	----------

# PTMC 1,5 /3-3 -DF - Marshalling patchboard



3001931

<https://www.phoenixcontact.com/pc/products/3001931>

## Environmental product compliance

### EU RoHS

Fulfills EU RoHS substance requirements	Yes, No exemptions
---	--------------------

### China RoHS

Environment friendly use period (EFUP)	EFUP-E
	No hazardous substances above the limits

### EU REACH SVHC

REACH candidate substance (CAS No.)	No substance above 0.1 wt%
-------------------------------------	----------------------------

Phoenix Contact 2026 © - all rights reserved  
<https://www.phoenixcontact.com>

PHOENIX CONTACT GmbH & Co. KG  
Flachmarktstraße 8  
D-32825 Blomberg  
+49 (0) 5235-3 00  
[info@phoenixcontact.com](mailto:info@phoenixcontact.com)