

# CHARX T1HBI12-DC200-11M1 - Vehicle charging inlet



1480669

<https://www.phoenixcontact.com/pc/products/1480669>

Please be informed that the data shown in this PDF document is generated from our online catalog. Please find the complete data in the user documentation. Our general terms of use for downloads are valid.



CHARX connect universal, DC CCS Typ 1, Vehicle charging inlet, 200 A permanent, 1000 V DC, Single-core wires connected at one end, length: 11 m, locking actuator: 12 V, 4-pos., Front and rear mounting, M6, housing: black, for charging with direct current (DC), IEC 62196-2, IEC 62196-3, A protective cap is supplied as standard for the DC contacts.

The figure shows a version of the product

## Product description

Vehicle charging inlet for charging with direct current (DC), compatible with type 1 CCS vehicle charging connectors (SE), for installation in electric vehicles (EV).

## Your advantages

- Complete product range
- Uniform, space-saving dimensions for the installation space and the screw connection points of all Phoenix Contact vehicle charging inlets
- Developed and produced in accordance with the IATF 16949 automotive standard and ISO 9001
- Integrated interlock during charging
- Manual emergency release of the locking actuator
- Protected and sealed against dirt and water with a high degree of protection

## Commercial data

Item number	1480669
Packing unit	1 pc
Minimum order quantity	1 pc
Product key	XWCAIB
GTIN	4063151899097
Weight per piece (including packing)	24,581.55 g
Weight per piece (excluding packing)	103 g
Customs tariff number	85444290
Country of origin	PL

## Technical data

### Notes

General	A protective cap is supplied as standard for the DC contacts.
---------	---

### Product properties

Product type	Vehicle charging inlet
Product family	CHARX connect universal
Charging standard	DC CCS Typ 1
Charging mode	Mode 4
Customer variations	On request

### Electrical properties

#### Charging power and current (DC charging)

Type of charging current	DC
Charging current	200 A DC
Charging power	200 kW

#### Pin assignment (Power contacts)

Note on the connection method	Crimp connection, cannot be disconnected
Number	5 (L1, N, PE, DC+, DC-)
Rated voltage	1000 V DC
Rated current	200 A DC

#### Pin assignment (Signal contacts)

Note on the connection method	Crimp connection, cannot be disconnected
Type of signal transmission	Pulse width modulation with modulated Powerline communication in accordance with ISO/IEC 15118 / DIN SPEC 70121
Number	2 (CP, CS)
Rated voltage	30 V AC
Rated current	2 A
Coding	2.7 k $\Omega$ (between PE and CS)
Insulation resistance	> 200 M $\Omega$

#### Locking actuator

Locking actuator	12 V, 4-pos.
	Top center position
Possible power supply range at the motor	9 V ... 16 V
Maximum voltage for locking detection	12 V
Typical motor current for locking	0.25 A
Reverse current of the motor	max. 1.5 A
Max. dwell time with reverse current	1 s
Recommended adaptation time	600 ms
Pause time after entry or exit path	3 s

# CHARX T1HBI12-DC200-11M1 - Vehicle charging inlet



1480669

<https://www.phoenixcontact.com/pc/products/1480669>

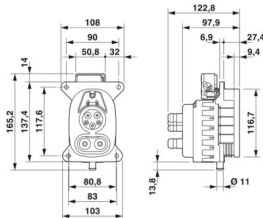
Service life insertion cycles	> 10000 load cycles
Lock recognition	available
Mechanical emergency release	available
Ambient temperature (operation)	-40 °C ... 80 °C

## Temperature sensors (Pt 1000)

Sensor type	Pt 1000
Standards/regulations	DIN EN 60751
Attachment point	2 sensors for the DC contacts

## Dimensions

### Vehicle charging inlet

Dimensional drawing	
Width	108 mm
Height	151.2 mm
Depth	122.8 mm

### Bore dimensions

Width	117.6 mm
Height	90 mm
Depth	117.6 mm

## Material specifications

Color (Housing)	black (9005)
Color (Mating face)	black (9005)
Material (Housing)	Plastic
Material (Contact surface)	Silver

## Cable/line

Cable length	11 m
Cable type	Single-core wires connected at one end

### Single-core wires for DC

Cable length	11 m
Cable structure	2 x 70 mm <sup>2</sup>
Single wire, material	Silicone
Single wire, color	OG
External cable diameter	17.90 mm ±0.3 mm
Cable resistance	≤ 0.259 Ω/km

# CHARX T1HBI12-DC200-11M1 - Vehicle charging inlet



1480669

<https://www.phoenixcontact.com/pc/products/1480669>

## Single-core wire for PE

Cable length	11 m
Cable structure	1 x 25 mm <sup>2</sup>
Single wire, material	Silicone
Single wire, color	GN/YE
External cable diameter	8.60 mm ±0.1 mm
Cable resistance	≤ 0.743 Ω/km

## Single-core wires for locking actuator

Cable length	1.5 m
Cable structure	4 x 0.5 mm <sup>2</sup>
Single wire, material	PVC
Single wire, color	BU/RD, BU/GN, BU/YE, BU/BN
External cable diameter	1.60 mm ±0.20 mm
Cable resistance	≤ 37.1 Ω/m

## Single-core wires for Pt 1000 temperature sensors

Cable length	0.9 m
Cable structure	3 x 0.5 mm <sup>2</sup>
Single wire, material	PVC
Single wire, color	BN GN YE
External cable diameter	1.60 mm ±0.20 mm
Cable resistance	≤ 37.1 Ω/m

## Single-core wires for communication

Cable length	1 m
Cable structure	2 x 0.5 mm <sup>2</sup>
Single wire, material	PVC
Single wire, color	BK WH
External cable diameter	1.60 mm ±0.20 mm
Cable resistance	≤ 37.1 Ω/m

## Mechanical properties

### Mechanical data

Insertion/withdrawal cycles	> 10000
Insertion force	< 100 N
Withdrawal force	< 100 N

## Environmental and real-life conditions

### Ambient conditions

Degree of protection (Vehicle charging inlet)	IP55 (plugged in; when plugged in and ready to operate, the
---	---

1480669

<https://www.phoenixcontact.com/pc/products/1480669>

	degree of protection is only ensued if both plug-in components are original products from Phoenix Contact or suitable standard-compliant products)
	IP67 (Inner area of vehicle charging inlet)
Ambient temperature (operation)	-40 °C ... 40 °C (60°C, maximum (current reduction required, observe the DC contact temperature limit value of 90°C))
Ambient temperature (storage/transport)	-40 °C ... 85 °C
Altitude	4000 m (above sea level)

## Standards and regulations

### Standards

Standards/regulations	IEC 62196-2
	IEC 62196-3
	SAE J1772

## Mounting

Mounting type	Front and rear mounting (0 to 90 degree frontal inclination possible)
Mounting hole diameter	6.70 mm (ø)
Fixing screws	M6
Screws included in the scope of delivery	none

## Drawings

Dimensional drawing



Dimensional drawing

1480669

<https://www.phoenixcontact.com/pc/products/1480669>

Connection diagram



Pin assignment of vehicle charging inlets

Connection diagram



Installation positions

1480669

<https://www.phoenixcontact.com/pc/products/1480669>



Detection for Vehicle Connector



The Combined Charging System (CCS) principle - standard-compliant charging system for electric vehicles, which supports both conventional AC charging and fast DC charging. Both Vehicle Connectors fit into the CCS Vehicle Inlet.

1480669

<https://www.phoenixcontact.com/pc/products/1480669>

## Schematic diagram



## Operating instructions

1480669

<https://www.phoenixcontact.com/pc/products/1480669>

Schematic diagram



Block diagram of the locking actuator

Schematic diagram

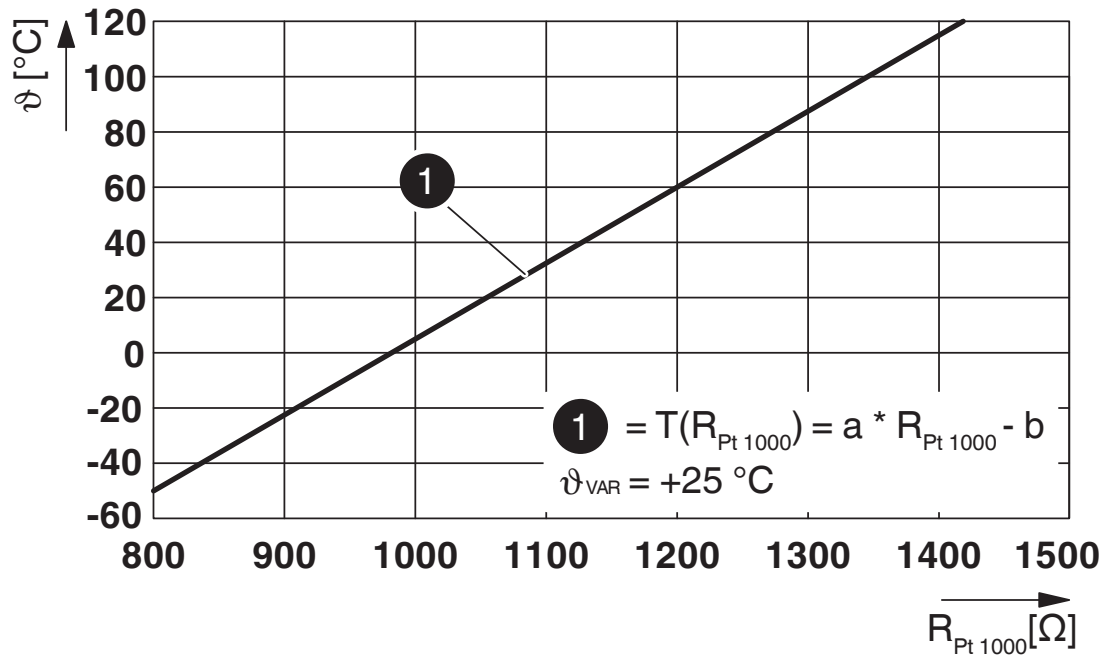


Temperature sensor technology resistance range at AC contacts



Locking states of the locking actuator

Diagram



Pt 1000 characteristic curve at an ambient temperature of 25°C for temperature measurement at the DC contacts

# CHARX T1HBI12-DC200-11M1 - Vehicle charging inlet




1480669

<https://www.phoenixcontact.com/pc/products/1480669>

## Approvals

To download certificates, visit the product detail page: <https://www.phoenixcontact.com/pc/products/1480669>

 <b>cULus Recognized</b> Approval ID: E473195-20210730				
	Nominal voltage $U_N$	Nominal current $I_N$	Cross section AWG	Cross section $\text{mm}^2$
keine				
	1000 V	200 A	-	-

1480669

<https://www.phoenixcontact.com/pc/products/1480669>

## Classifications

### ECLASS

ECLASS-15.0	27144706
ECLASS-13.0	27144706

### ETIM

ETIM 10.0	EC002898
-----------	----------

1480669

<https://www.phoenixcontact.com/pc/products/1480669>

## Environmental product compliance

### EU RoHS

Fulfills EU RoHS substance requirements	Yes
Exemption	6(c), 7(c)-I

### China RoHS

Environment friendly use period (EFUP)	EFUP-50 An article-related China RoHS declaration table can be found in the download area for the respective article under "Manufacturer declaration". For all articles with EFUP-E, no China RoHS declaration table issued and required.
--	--

### EU REACH SVHC

REACH candidate substance (CAS No.)	2-ethylhexyl 10-ethyl-4,4-dioctyl-7-oxo-8-oxa-3,5-dithia-4-stannatetradecanoate (DOTE)(CAS: 15571-58-1)
	Lead(CAS: 7439-92-1)
	Bis(2-(2-methoxyethoxy)ethyl)ether(CAS: 143-24-8)
	6,6'-di-tert-butyl-2,2'-methylenedi-p-cresol(CAS: 119-47-1)
SCIP	7b466faf-459c-41f9-ba46-f47db8077307

### EF3.1 Climate Change

CO2e kg	118.5 kg CO2e
---------	---------------

Phoenix Contact 2026 © - all rights reserved  
<https://www.phoenixcontact.com>

PHOENIX CONTACT GmbH & Co. KG  
 Flachsmarktstraße 8  
 D-32825 Blomberg  
 +49 (0) 5235-3 00  
[info@phoenixcontact.com](mailto:info@phoenixcontact.com)