

UCS 87-87-F-CCD 7035 - Universal housings



1349243

<https://www.phoenixcontact.com/pc/products/1349243>

Please be informed that the data shown in this PDF document is generated from our online catalog. Please find the complete data in the user documentation. Our general terms of use for downloads are valid.



Complete housing for PCBs, fixed to the corner inlays, includes housing half-shells, side panels closed, corner inlays with PCB attachment, screws for housing and PCB attachment; housing color: light gray with turquoise blue corner inlays

Your advantages

- High degree of application flexibility, thanks to the modular housing design
- Flexible PCB attachment, adapts to virtually all form factors
- Practical customization options
- Reduced logistics outlay, thanks to components which are compatible with one another

Commercial data

Item number	1349243
Packing unit	1 pc
Minimum order quantity	1 pc
Note	Made to order (non-returnable)
Product key	ACFCAA
GTIN	4063151667443
Weight per piece (including packing)	273 g
Weight per piece (excluding packing)	105.75 g
Customs tariff number	84879090
Country of origin	DE

Technical data


Notes

Assembly note	The housing can be opened a maximum of 10 times.
Note on application	Attach the adhesive pads: Make sure that the surface of the housing is clean, dry, and free of grease. Temperature range: +18°C ... +30°C / Closing pressure force: 60 N / Closing pressure time: 3 s
General	Please observe the application note in the download area.

Product properties

Product type	Complete housing
Housing type	Field housing
Housing type	Universal housings
Housing series	UCS
Product family	UCS 87-87
Ventilation openings present	no

Dimensions

Dimensional drawing	
Width	87 mm
Height	87 mm
Depth	47 mm
Dimensions	62 mm x 62 mm (Maximum circuit board dimensions)

PCB design

PCB thickness	0.8 mm ... 3 mm
---------------	-----------------

Material specifications

Color (Housing)	light gray (RAL 7035)
Color (Corner inlay)	turquoise green (RAL 5018)
Material Housing	PC
Material Corner inlay	PA
Flammability rating according to UL 94	V0
CTI according to IEC 60112	225

Environmental and real-life conditions

Vibration test

Specification	IEC 60068-2-6:2007-12
Frequency	10 - 150 - 10 Hz

UCS 87-87-F-CCD 7035 - Universal housings



1349243

<https://www.phoenixcontact.com/pc/products/1349243>

Sweep speed	1 octave/min
Amplitude	0.15 mm (10 Hz ... 58.1 Hz)
Acceleration	2g (58.1 Hz ... 150 Hz)
Test duration per axis	2.5 h
Test directions	X-, Y- and Z-axis

Glow-wire test

Specification	IEC 60695-2-11:2014-02
Temperature	850 °C
Time of exposure	30 s

Thermal stability / ball thrust test

Specification	IEC 60695-10-2:2014-02
Temperature	125 °C
Test duration	1 h
Force	20 N

Mechanical strength / tumbling barrel

Specification	IEC 60068-2-31:2008-05
Height of fall	50 cm
Frequency	50

Shocks

Specification	IEC 60068-2-27:2008-02
Pulse shape	Half-sine
Acceleration	15g
Shock duration	11 ms
Number of shocks per direction	3
Test directions	X-, Y- and Z-axis (pos. and neg.)

Test for substances that would hinder coating with paint or varnish

Specification	VW PV 3.10.7:2005-02
Result	Test passed

Degree of protection (IP code)

Specification	IEC 60529:1989-11 + AMD 1:1999-11 + AMD 2:2013-08
Result, degree of protection, IP code	IP40

Ambient conditions

Max. IP code to attain	IP40
Ambient temperature (operation)	-40 °C ... 105 °C (depending on power dissipation)
Ambient temperature (storage/transport)	-40 °C ... 55 °C
Ambient temperature (assembly)	-5 °C ... 100 °C
Relative humidity (storage/transport)	80 %

PCB data

Number of PCB holders	1
-----------------------	---

UCS 87-87-F-CCD 7035 - Universal housings



1349243

<https://www.phoenixcontact.com/pc/products/1349243>

Type of PCB mount	Bolt mounting
Total PCB surface	3700 mm ²
Thickness of the PCB	0.8 mm ... 3 mm
Note on PCB holders	This product is prepared for a printed-circuit board. Additional printed-circuit boards can be mounted using adhesive pads (accessories).

Mounting

Mounting type	Screw mounting
Mounting position	any
Tightening torque / speed	Screw connection between housing halves: 1.2 - 1.4 Nm / 500 - 1000 rpm
	Mounting of PCB on corner feeder: 0.4 - 0.5 Nm / 500 - 1000 rpm

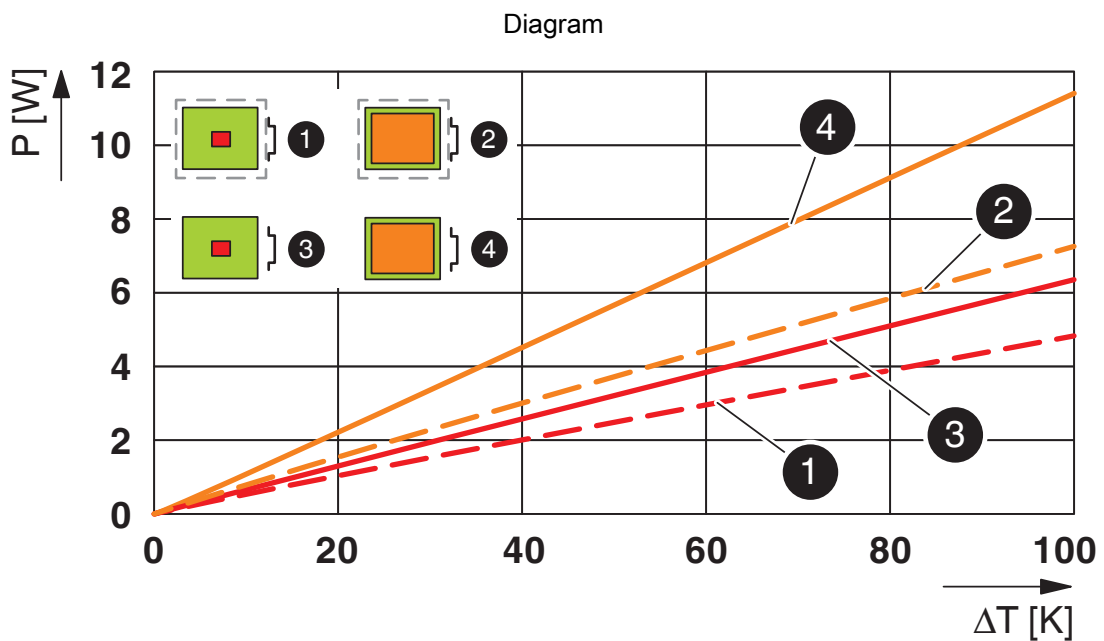
Packaging specifications

Type of packaging	Box packaging
-------------------	---------------

Drawings



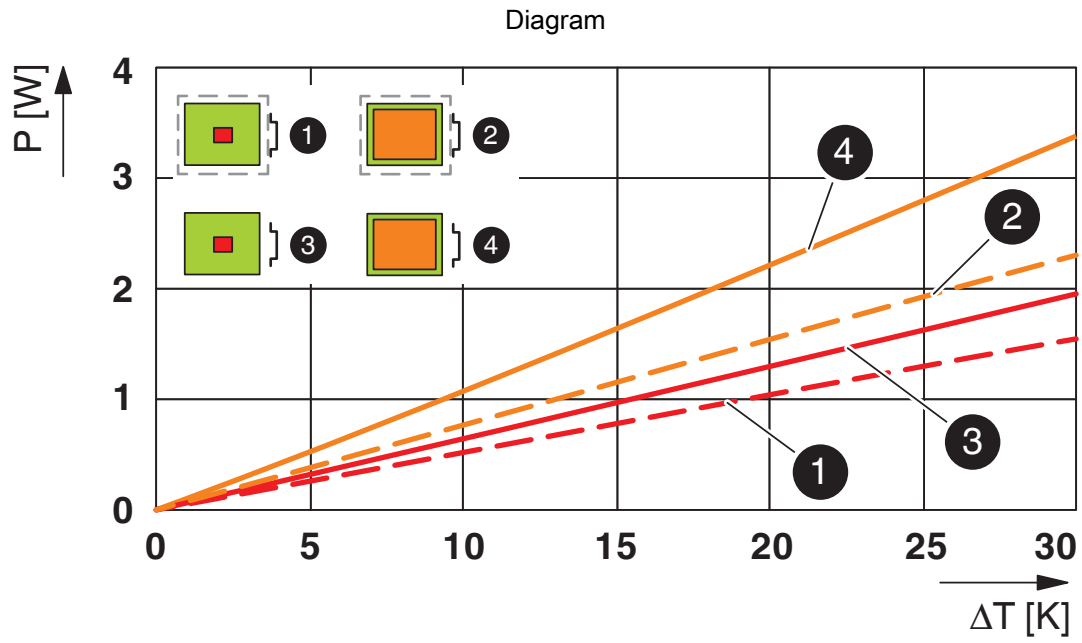
Schematic representation – for additional information, see product range drawing in the Download Center



Power dissipation diagram for 0 K ... 100 K

1349243

<https://www.phoenixcontact.com/pc/products/1349243>



Power dissipation diagram for 0 K ... 30 K

UCS 87-87-F-CCD 7035 - Universal housings



1349243

<https://www.phoenixcontact.com/pc/products/1349243>

Classifications

ECLASS

ECLASS-13.0	27190104
ECLASS-15.0	27190104

ETIM

ETIM 10.0	EC001031
-----------	----------

UNSPSC

UNSPSC 21.0	31261500
-------------	----------

1349243

<https://www.phoenixcontact.com/pc/products/1349243>

Environmental product compliance

EU RoHS

Fulfills EU RoHS substance requirements	Yes, No exemptions
---	--------------------

China RoHS

Environment friendly use period (EFUP)	EFUP-E
	No hazardous substances above the limits

EU REACH SVHC

REACH candidate substance (CAS No.)	Perfluorobutane sulfonic acid (PFBS) and its salts(CAS: n/a)
-------------------------------------	--

Phoenix Contact 2026 © - all rights reserved
<https://www.phoenixcontact.com>

PHOENIX CONTACT GmbH & Co. KG
Flachmarktstraße 8
D-32825 Blomberg
+49 (0) 5235-3 00
info@phoenixcontact.com