

EV-GBG4C-DC125A-8,0M35ESBK01 - DC charging cable



1073674

<https://www.phoenixcontact.com/in/products/1073674>

Please be informed that the data shown in this PDF document is generated from our online catalog. Please find the complete data in the user documentation. Our general terms of use for downloads are valid.



CHARX connect standard, GB/T, DC charging cable, 125 A permanent, 1000 V DC, with vehicle charging connector and open cable end, cable: 8 m, black, straight, with protective cap, with analog temperature sensors, no liquid cooling, housing: black, gray, PHOENIX CONTACT logo, NOTE: Cable management may be required., GB/T 20234.1-2015, GB/T 20234.3-2015, for charging electric vehicles (EV) with direct current (DC)

Product description

DC charging cable with vehicle charging connector and free cable end for fast charging of electric vehicles (EV) with direct current (DC) via GB/T vehicle charging inlets, for installation at charging stations for e-mobility (EVSE)

Your advantages

- Complete product range
- The right charging cable for every application, from the carport to the charging park
- Convenient handling due to the ergonomic design
- Available with your logo on request - for consistent branding of your charging station
- Developed and produced in accordance with the IATF 16949 automotive standard and ISO 9001
- Safe against overheating with temperature measurement at every DC power contact

Commercial data

Item number	1073674
Packing unit	1 pc
Minimum order quantity	1 pc
Sales key	XWB
Product key	XWBMEC
GTIN	4055626770642
Weight per piece (including packing)	17,060 g
Weight per piece (excluding packing)	16,560 g
Customs tariff number	85444290
Country of origin	CN

EV-GBG4C-DC125A-8,0M35ESBK01 - DC charging cable



1073674

<https://www.phoenixcontact.com/in/products/1073674>

Technical data

Product properties

Product type	DC charging cable
Product family	CHARX connect standard
Type	DC charging cable with vehicle charging connector and open cable end
Design	with protective cap with analog temperature sensors no liquid cooling
Charging standard	GB/T
Charging mode	Mode 4
Affixed logo	PHOENIX CONTACT logo

Electrical properties

Note on the connection method	Crimp connection, cannot be disconnected
-------------------------------	--

Charging power and current (DC charging)

Type of charging current	DC
Charging current	125 A DC
Charging power	125 kW
Rated voltage	1000 V

Pin assignment (Power contacts)

Number	3 (PE, DC+, DC-)
Rated voltage	1000 V DC
Rated current	125 A

Pin assignment (Signal contacts)

Number	6 (S+, S-, A+, A-, CC1, CC2)
Rated voltage	30 V
Rated current	20 A ((A+, A-))
Coding	1000 Ω (between PE and CC1 / PE and CC2)

Temperature sensors (Pt 1000)

Sensor type	Pt 1000
Standards/regulations	DIN EN 60751
Attachment point	Sensor for the DC contacts
Switch-off temperature	90 °C \pm 1 K (equivalent to a Pt 1000 value of 1346.5 Ω)
Long-term stability	0.06 % (after 1000 hours at 130 °C)
Recommended measured current	1 mA (1 V at 0°C)
Coefficient	3850 ppm/K
Ambient temperature	-50 °C ... 130 °C (Operation)

Dimensions

EV-GBG4C-DC125A-8,0M35ESBK01 - DC charging cable



1073674

<https://www.phoenixcontact.com/in/products/1073674>

Vehicle charging connector

Width	77 mm
Height	137.8 mm
Depth	279.4 mm

Material specifications

Color (Housing)	black (9005)
Color (Handle area)	gray (7042)
Color (Mating face)	black (9005)
Color (Protective cap)	black (9005)
Color (Cable)	black (9005)
Material (Vehicle charging connector)	Plastic
Material (Contact surface)	Silver
Note	The color appearance and gloss level of the charging cable may vary.

Cable/line

Cable length	8 m
Wiring standards/regulations	GB/T 33594-2017
Wiring certifications	CQC1105-2015
Cable type	Class 5/6
Cable type	straight
Cable structure	2 x 35 mm ² + 1 x 25 mm ² + 2 x 4 mm ² + (2 x 0.75 mm ²) P + 10 x 0.75 mm ²
External cable diameter	31.60 mm ±0.4 mm
Outer sheath, material	TPU
Stripping length of the sheath	150 mm ±20 mm
Stripping length	150 mm ±20 mm
Cable resistance	≤ 0.000554 Ω/m (based on a power core, at an ambient temperature of 20°C)
Bending radius	min. 158 mm (5x diameter)
Cable length	8 m
Stripping length	150 mm ±20 mm
External cable diameter	31.60 mm ±0.4 mm
Cable type	Class 5/6
Wiring certifications	CQC1105-2015
Wiring standards/regulations	GB/T 33594-2017
Cable resistance	≤ 0.000554 Ω/m (based on a power core, at an ambient temperature of 20°C)

Mechanical properties

Mechanical data

Insertion/withdrawal cycles	> 10000
Insertion force	< 100 N

EV-GBG4C-DC125A-8,0M35ESBK01 - DC charging cable



1073674

<https://www.phoenixcontact.com/in/products/1073674>

Withdrawal force	< 100 N
------------------	---------

Environmental and real-life conditions

Ambient conditions

Degree of protection (Vehicle charging connector)	IP55 (plugged in; when plugged in and ready to operate, the degree of protection is only ensured if both plug-in components are original products from Phoenix Contact or suitable standard-compliant products)
Degree of protection (Protective cover)	IP54
Ambient temperature (operation)	-30 °C ... 50 °C
Ambient temperature (storage/transport)	-40 °C ... 80 °C
Altitude	5000 m (above sea level)

Standards and regulations

Connection in accordance with standard

Normative cable length restrictions	NOTE: Cable management may be required. Cable management is required in the US if the cable length exceeds 7.5 m (IEC 61851-1).
-------------------------------------	--

Standards

Standards/regulations	GB/T 20234.1-2015, GB/T 20234.3-2015
-----------------------	--------------------------------------

EV-GBG4C-DC125A-8,0M35ESBK01 - DC charging cable

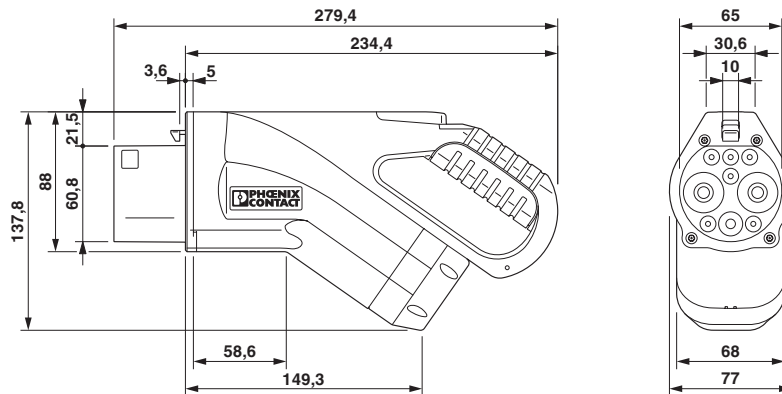


1073674

<https://www.phoenixcontact.com/in/products/1073674>

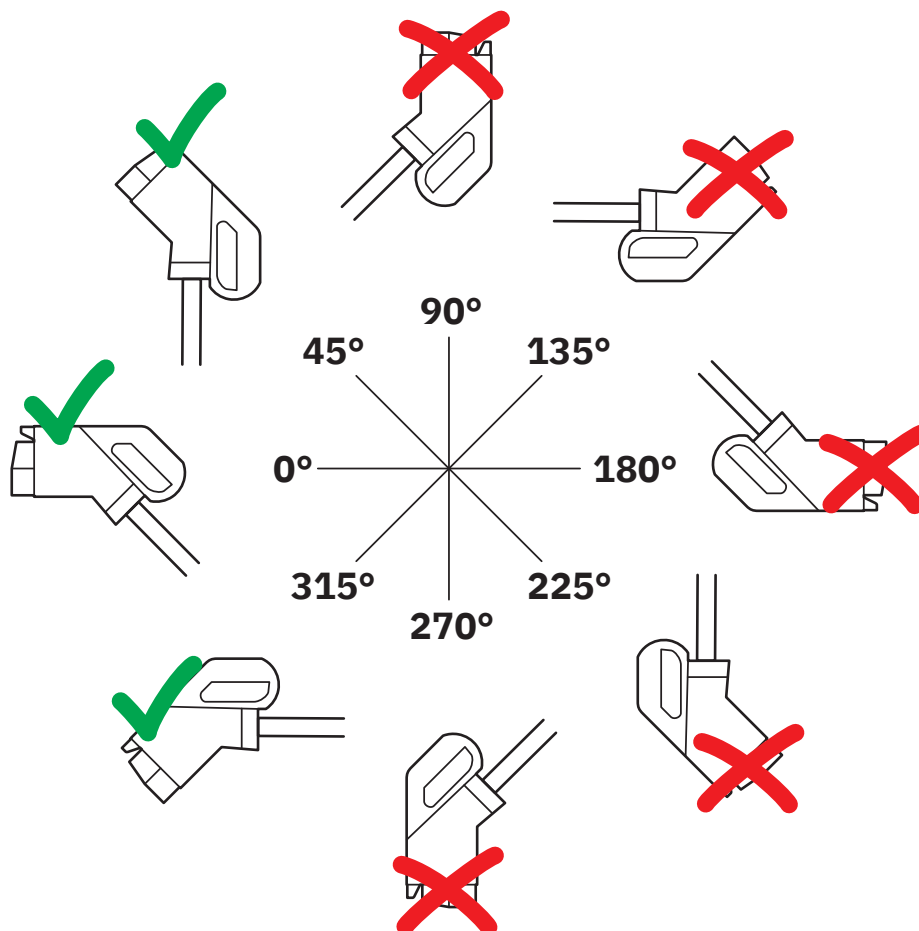
Drawings

Dimensional drawing



Make sure that the vehicle charging connector is placed in an appropriate charging connector holder, which ensures a minimum protection rating of IP24 in accordance with IEC 61851-1, for the entire time between charging. To create this charging connector holder, use the dimensions of the vehicle charging connector. Detailed dimensions can also be found in the Download area.

Schematic diagram

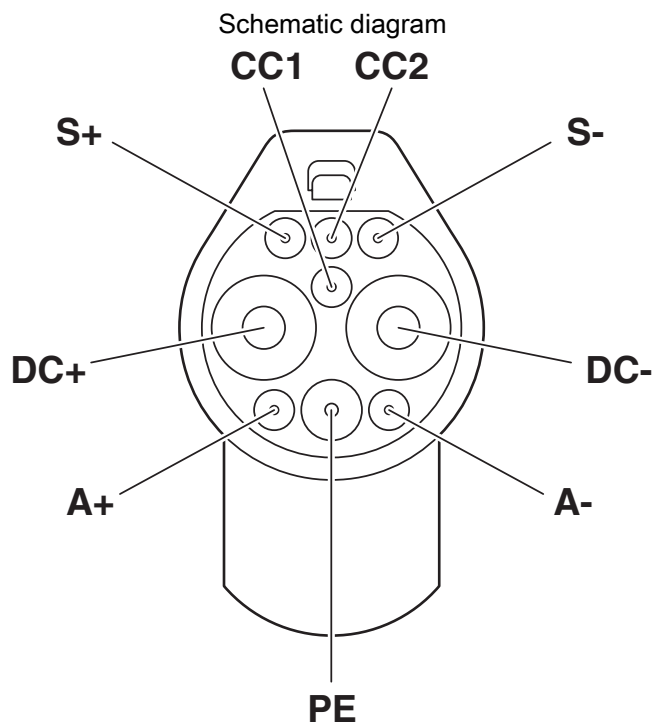


The resting position must be installed in the charging station such that the user cannot hang up the vehicle connector upside down (90° to 270°). However, positions rotated upward (45°) or downward (315°) are options for a resting position.

EV-GBG4C-DC125A-8,0M35ESBK01 - DC charging cable

1073674

<https://www.phoenixcontact.com/in/products/1073674>



Pin assignment of the Vehicle Connector

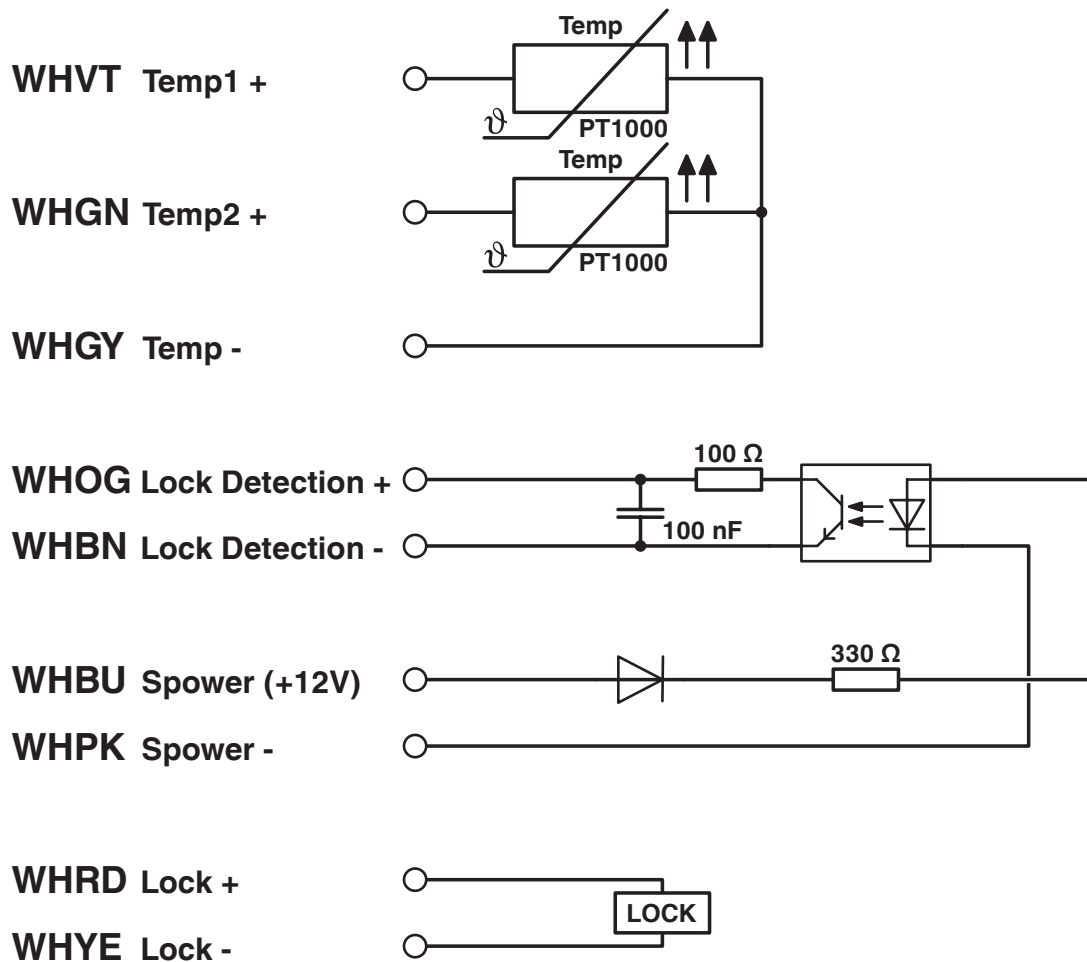
EV-GBG4C-DC125A-8,0M35ESBK01 - DC charging cable



1073674

<https://www.phoenixcontact.com/in/products/1073674>

Block diagram



Block diagram GB/T DC

EV-GBG4C-DC125A-8,0M35ESBK01 - DC charging cable



1073674

<https://www.phoenixcontact.com/in/products/1073674>

Classifications

ECLASS

ECLASS-13.0	27144705
ECLASS-15.0	27144705

ETIM

ETIM 9.0	EC002897
----------	----------

UNSPSC

UNSPSC 21.0	39121500
-------------	----------

EV-GBG4C-DC125A-8,0M35ESBK01 - DC charging cable



1073674

<https://www.phoenixcontact.com/in/products/1073674>

Environmental product compliance

China RoHS

Environment friendly use period (EFUP)	EFUP-10 An article-related China RoHS declaration table can be found in the download area for the respective article under "Manufacturer declaration". For all articles with EFUP-E, no China RoHS declaration table issued and required.
--	--

EU REACH SVHC

REACH candidate substance (CAS No.)	No substance above 0.1 wt%
-------------------------------------	----------------------------

Phoenix Contact 2026 © - all rights reserved
<https://www.phoenixcontact.com>

PHOENIX CONTACT (I) Pvt. Ltd.
A-58/2, Okhla Industrial Area, Phase - II, New Delhi-110 020

+91.1275.71420
info@phoenixcontact.co.in