

# MPT 1,5/S-PE - Mini protective conductor terminal block



3248110

<https://www.phoenixcontact.com/gb/products/3248110>

Please be informed that the data shown in this PDF document is generated from our online catalog. Please find the complete data in the user documentation. Our general terms of use for downloads are valid.



Mini protective conductor terminal block, number of connections: 2, connection method: Push-in connection, 1 level, cross section:  $0.14 \text{ mm}^2 - 1.5 \text{ mm}^2$ , mounting type: NS 15, color: green-yellow

## Your advantages

- Significant space savings with the compact design
- Increased flexibility with single function shafts
- Clear arrangement with marking grooves on each individual terminal point
- Time-saving conductor connection with tool-free and maintenance-free Push-in connection technology
- Testing options for all common test probes

## Commercial data

Item number	3248110
Packing unit	50 pc
Minimum order quantity	50 pc
Sales key	BE2261
Product key	BE2261
GTIN	4046356768672
Weight per piece (including packing)	3.904 g
Weight per piece (excluding packing)	3.856 g
Customs tariff number	85369010
Country of origin	PL

# MPT 1,5/S-PE - Mini protective conductor terminal block



3248110

<https://www.phoenixcontact.com/gb/products/3248110>

## Technical data

### Product properties

Product type	Ground terminal block
Area of application	Railway industry
	Machine building
	Plant engineering
Number of connections	2
Number of rows	1

### Insulation characteristics

Overvoltage category	III
Degree of pollution	3

### Electrical properties

Rated surge voltage	6 kV
Maximum power dissipation for nominal condition	0.56 W

### Connection data

Grounding foot	Yes
Number of connections per level	2
Nominal cross section	1.5 mm <sup>2</sup>

#### 1 level

Connection method	Push-in connection
Note	Please observe the current carrying capacity of the DIN rails.
Stripping length	8 mm ... 10 mm
Internal cylindrical gage	A1 / B1
Connection in acc. with standard	IEC 60947-7-2
Conductor cross-section rigid	0.14 mm <sup>2</sup> ... 1.5 mm <sup>2</sup>
Cross section AWG	26 ... 16 (converted acc. to IEC)
Conductor cross-section flexible	0.14 mm <sup>2</sup> ... 1.5 mm <sup>2</sup>
Conductor cross-section, flexible [AWG]	26 ... 16 (converted acc. to IEC)
Conductor cross-section flexible (ferrule without plastic sleeve)	0.14 mm <sup>2</sup> ... 1.5 mm <sup>2</sup>
Flexible conductor cross-section (ferrule with plastic sleeve)	0.14 mm <sup>2</sup> ... 1 mm <sup>2</sup>

#### 1 level Connection cross sections directly pluggable

Conductor cross-section rigid	0.25 mm <sup>2</sup> ... 1.5 mm <sup>2</sup>
Conductor cross-section flexible (ferrule without plastic sleeve)	0.34 mm <sup>2</sup> ... 1.5 mm <sup>2</sup>
Flexible conductor cross-section (ferrule with plastic sleeve)	0.34 mm <sup>2</sup> ... 1 mm <sup>2</sup>

### Ex data

#### Rated data (ATEX/IECEx)

Identification	⊕ II 2 GD Ex eb IIC Gb
----------------	------------------------

# MPT 1,5/S-PE - Mini protective conductor terminal block



3248110

<https://www.phoenixcontact.com/gb/products/3248110>

Operating temperature range	-60 °C ... 110 °C
Ex-certified accessories	3248120 D-MPT 1,5/S
	1204504 SZF 0-0,4X2,5
	3022263 CLIPFIX 15
output	(Permanent)

## Ex connection data General

Nominal cross section	1.5 mm <sup>2</sup>
Rated cross section AWG	16
Connection capacity rigid	0.14 mm <sup>2</sup> ... 1.5 mm <sup>2</sup>
Connection capacity AWG	26 ... 16
Connection capacity flexible	0.14 mm <sup>2</sup> ... 1.5 mm <sup>2</sup>
Connection capacity AWG	26 ... 16

## Dimensions

Width	3.5 mm
End cover width	2.2 mm
Height	33.55 mm
Depth on NS 15	28.1 mm

## Material specifications

Color	green-yellow
Flammability rating according to UL 94	V0
Insulating material group	I
Insulating material	PA
Static insulating material application in cold	-60 °C
Temperature index of insulation material (DIN EN 60216-1 (VDE 0304-21))	130 °C
Relative insulation material temperature index (Elec., UL 746 B)	130 °C
Fire protection for rail vehicles (DIN EN 45545-2) R22	HL 1 - HL 3
Fire protection for rail vehicles (DIN EN 45545-2) R23	HL 1 - HL 3
Fire protection for rail vehicles (DIN EN 45545-2) R24	HL 1 - HL 3
Fire protection for rail vehicles (DIN EN 45545-2) R26	HL 1 - HL 3
Calorimetric heat release NFPA 130 (ASTM E 1354)	28 MJ/kg
Surface flammability NFPA 130 (ASTM E 162)	passed
Specific optical density of smoke NFPA 130 (ASTM E 662)	passed
Smoke gas toxicity NFPA 130 (SMP 800C)	passed

## Mechanical properties

### Mechanical data

Open side panel	Yes
-----------------	-----

## Environmental and real-life conditions

### Oscillation/broadband noise

# MPT 1,5/S-PE - Mini protective conductor terminal block



3248110

<https://www.phoenixcontact.com/gb/products/3248110>

Specification	DIN EN 50155 (VDE 0115-200):2008-03
Spectrum	Long life test category 2, bogie-mounted
Frequency	$f_1 = 5 \text{ Hz}$ to $f_2 = 250 \text{ Hz}$
ASD level	6.12 (m/s <sup>2</sup> ) <sup>2</sup> /Hz
Acceleration	3.12g
Test duration per axis	5 h
Test directions	X-, Y- and Z-axis
Result	Test passed

## Shocks

Specification	DIN EN 50155 (VDE 0115-200):2008-03
Pulse shape	Half-sine
Acceleration	30g
Shock duration	18 ms
Number of shocks per direction	3
Test directions	X-, Y- and Z-axis (pos. and neg.)
Result	Test passed

## Ambient conditions

Ambient temperature (operation)	-60 °C ... 110 °C (Operating temperature range incl. self-heating; for max. short-term operating temperature, see RTI Elec.)
Ambient temperature (storage/transport)	-25 °C ... 60 °C (for a short time, not exceeding 24 h, -60 °C to +70 °C)
Ambient temperature (assembly)	-5 °C ... 70 °C
Ambient temperature (actuation)	-5 °C ... 70 °C
Permissible humidity (operation)	20 % ... 90 %
Permissible humidity (storage/transport)	30 % ... 70 %

## Standards and regulations

Connection in acc. with standard	IEC 60947-7-2
----------------------------------	---------------

## Mounting

Mounting type	NS 15
---------------	-------

# MPT 1,5/S-PE - Mini protective conductor terminal block

3248110

<https://www.phoenixcontact.com/gb/products/3248110>

## Drawings

Circuit diagram



# MPT 1,5/S-PE - Mini protective conductor terminal block





3248110

<https://www.phoenixcontact.com/gb/products/3248110>


## Approvals


To download certificates, visit the product detail page: <https://www.phoenixcontact.com/gb/products/3248110>

 <b>CSA</b> Approval ID: 158887				
	Nominal voltage $U_N$	Nominal current $I_N$	Cross section AWG	Cross section $mm^2$
keine				
	-	-	26 - 14	-

 <b>IECEE CB Scheme</b> Approval ID: DE1-65780				
	Nominal voltage $U_N$	Nominal current $I_N$	Cross section AWG	Cross section $mm^2$
keine				
	-	-	-	0.14 - 1.5

 <b>EAC</b> Approval ID: RU C-DE.BL08.B.00644				
---	--	--	--	--

 <b>cULus Recognized</b> Approval ID: E60425				
	Nominal voltage $U_N$	Nominal current $I_N$	Cross section AWG	Cross section $mm^2$
B				
	-	-	26 - 14	-
C				
	-	-	26 - 14	-
D				
	-	-	26 - 14	-

 <b>VDE Zeichengenehmigung</b> Approval ID: 40040313				
	Nominal voltage $U_N$	Nominal current $I_N$	Cross section AWG	Cross section $mm^2$
keine				
	-	-	-	0.14 - 1.5

<b>DNV</b> Approval ID: TAE00003J4				
---------------------------------------	--	--	--	--


 <b>IECEx</b> Approval ID: IECEx SEV14.0010U				
--	--	--	--	--


# MPT 1,5/S-PE - Mini protective conductor terminal block





3248110


<https://www.phoenixcontact.com/gb/products/3248110>

 <b>ATEX</b> Approval ID: SEV14ATEX0140U				
	Nominal voltage $U_N$	Nominal current $I_N$	Cross section AWG	Cross section $\text{mm}^2$
keine				
	-	-	-	0.14 - 1.5

 <b>CCC</b> Approval ID: 2020322313000629				
---	--	--	--	--

 <b>UKCA-EX</b> Approval ID: CML 22UKEX1228U				
--	--	--	--	--

 <b>IECEx</b> Approval ID: IECEx SEV14.0010U				
--	--	--	--	--

 <b>EAC Ex</b> Approval ID: KZ 7500525010101950				
---	--	--	--	--

# MPT 1,5/S-PE - Mini protective conductor terminal block



3248110

<https://www.phoenixcontact.com/gb/products/3248110>

## Classifications

### ECLASS

ECLASS-13.0	27250103
ECLASS-15.0	27250103

### ETIM

ETIM 10.0	EC000901
-----------	----------

### UNSPSC

UNSPSC 21.0	39121400
-------------	----------

# MPT 1,5/S-PE - Mini protective conductor terminal block



3248110

<https://www.phoenixcontact.com/gb/products/3248110>

## Environmental product compliance

### EU RoHS

Fulfills EU RoHS substance requirements	Yes, No exemptions
---	--------------------

### China RoHS

Environment friendly use period (EFUP)	EFUP-E
	No hazardous substances above the limits

### EU REACH SVHC

REACH candidate substance (CAS No.)	No substance above 0.1 wt%
-------------------------------------	----------------------------

Phoenix Contact 2026 © - all rights reserved

<https://www.phoenixcontact.com>

PHOENIX CONTACT Ltd  
Halesfield 13, Telford  
Shropshire, TF7 4PG  
01952 681700  
[info@phoenixcontact.co.uk](mailto:info@phoenixcontact.co.uk)