# RBO 8-HC - Bolt connection terminal block

3247973

https://www.phoenixcontact.com/gb/products/3247973

Please be informed that the data shown in this PDF document is generated from our online catalog. Please find the complete data in the user documentation. Our general terms of use for downloads are valid.






Bolt connection terminal block, nom. voltage: 1500 V, nominal current: 192 A, number of connections: 2, number of positions: 1, connection method: Bolt connection, Rated cross section: 70 mm$^2$, mounting type: NS 35/7,5, NS 35/15, direct screw connection, color: gray

## Your advantages

- Mounting on standard DIN rails or directly in control boxes
- Tested for railway applications

## Commercial data

| | |
|---|---|
| Item number | 3247973 |
| Packing unit | 5 pc |
| Minimum order quantity | 5 pc |
| Sales key | BE4412 |
| Product key | BE4412 |
| GTIN | 4046356725071 |
| Weight per piece (including packing) | 192.8 g |
| Weight per piece (excluding packing) | 176.228 g |
| Customs tariff number | 85369010 |
| Country of origin | CN |

# Technical data

## Product properties

| | |
|---|---|
| Product type | Bolt connection terminal block |
| Product family | RBO |
| Area of application | Railway industry |
| | Machine building |
| | Plant engineering |
| Number of positions | 1 |
| Pitch | 29 mm |
| Number of connections | 2 |
| Number of rows | 1 |
| Potentials | 1 |

Insulation characteristics

| | |
|---|---|
| Overvoltage category | III |
| Degree of pollution | 3 |

## Electrical properties

| | |
|---|---|
| Rated surge voltage | 8 kV |
| Maximum power dissipation for nominal condition | 6.27 W |

## Connection data

| | |
|---|---|
| Number of connections per level | 2 |
| Nominal cross section | 70 mm² |
| Connection method | Bolt connection |
| Stripping length | The stripping length depends on the specification provided by the cable lug manufacturer. |
| Connection in acc. with standard | IEC 60947-7-1 |
| Nominal cross section | 70 mm² |
| Nominal current | 192 A |
| Maximum load current | 192 A (with 70 mm² conductor cross-section) |
| Nominal voltage | 1500 V |

Cable lug connection DIN 46234:1980-03

| | |
|---|---|
| Connection in acc. with standard | DIN 46234:1980-03 |
| Cross section | 2.5 mm² ... 70 mm² |
| Cross section range AWG | (converted acc. to IEC) |
| Hole diameter | 8.4 mm |
| Width | 22 mm |
| Bolt diameter | 8 mm |
| Screw thread | M8 |
| Tightening torque | 6 ... 12 Nm |
| Connection in acc. with standard | DIN 46235:1983-07 |
| Cross section | 16 mm² ... 70 mm² |

| | |
|---|---|
| Cross section range AWG | (converted acc. to IEC) |
| Hole diameter | 8.4 mm |
| Width | 24 mm |
| Bolt diameter | 8 mm |
| Screw thread | M8 |
| Tightening torque | 6 ... 12 Nm |
| Connection in acc. with standard | DIN 46237:1970-07 |
| Cross section | 2.5 mm² ... 6 mm² |
| Cross section range AWG | (converted acc. to IEC) |
| Hole diameter | 8.4 mm |
| Width | 14 mm |
| Bolt diameter | 8 mm |
| Screw thread | M8 |
| Tightening torque | 6 ... 12 Nm |
| Identification color of ring cable lugs : blue | 2.5 mm² |
| Identification color of ring cable lugs : yellow | 6 mm² |

## Ex data

Rated data (ATEX/IECEx)

| | |
|---|---|
| Identification | Ⓔx II 2 GD Ex eb IIC Gb |
| Operating temperature range | -60 °C ... 110 °C |
| Ex-certified accessories | 0800886 E/NS 35 N |
| List of bridges | / RBO 8-VS 2 / 3213179 |
| | / RBO 8-VS 3 / 3213182 |
| Bridge data | 187 A (70 mm²) |
| Ex temperature increase | 40 K (187 A / 70 mm²) |
| for bridging with bridge | 690 V |
| Rated insulation voltage | 630 V |
| output | (Permanent) |

Ex level General

| | |
|---|---|
| Rated voltage | 690 V |
| Rated current | 187 A |
| Maximum load current | 187 A |
| Contact resistance | 0.06 mΩ |

Ex connection data General

| | |
|---|---|
| Torque range | 6 Nm ... 12 Nm |
| Nominal cross section | 70 mm² |
| Rated cross section AWG | 2/0 |
| Connection capacity flexible | 2.5 mm² ... 70 mm² |
| Connection capacity AWG | 12 ... 2/0 |
| 2 conductors with same cross section, stranded | 2.5 mm² ... 70 mm² |
| 2 conductors with the same cross-section AWG flexible | 12 ... 2/0 |

## Dimensions

| | |
|---|---|
| Dimensional drawing | 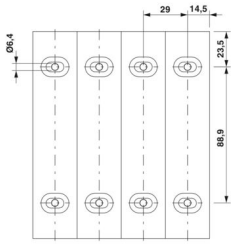  |
| Width | 29 mm |
| Height | 184 mm |
| Depth | 66 mm |
| Depth on NS 35/7,5 | 67 mm |
| Depth on NS 35/15 | 74.5 mm |
| Bolt length | 20.5 mm |
| Hole diameter | 6.4 mm |
| Pitch | 29 mm |

## Material specifications

| | |
|---|---|
| Color | gray (RAL 7042) |
| Flammability rating according to UL 94 | V0 |
| Insulating material group | I |
| Insulating material | PA |
| Static insulating material application in cold | -60 °C |
| Relative insulation material temperature index (Elec., UL 746 B) | 130 °C |
| Fire protection for rail vehicles (DIN EN 45545-2) R22 | HL 1 - HL 3 |
| Fire protection for rail vehicles (DIN EN 45545-2) R23 | HL 1 - HL 3 |
| Fire protection for rail vehicles (DIN EN 45545-2) R24 | HL 1 - HL 3 |
| Fire protection for rail vehicles (DIN EN 45545-2) R26 | HL 1 - HL 3 |
| Surface flammability NFPA 130 (ASTM E 162) | passed |
| Specific optical density of smoke NFPA 130 (ASTM E 662) | passed |
| Smoke gas toxicity NFPA 130 (SMP 800C) | passed |

## Electrical tests

Surge voltage test

| | |
|---|---|
| Test voltage setpoint | 9.8 kV |
| Result | Test passed |

Temperature-rise test

| | |
|---|---|
| Requirement temperature-rise test | Increase in temperature ≤ 45 K |
| Result | Test passed |
| Short-time withstand current 70 mm² | 8.4 kA |
| Result | Test passed |

Power-frequency withstand voltage

| | |
|---|---|
| Test voltage setpoint | 2.2 kV |
| Result | Test passed |

## Mechanical properties

Mechanical data

| | |
|---|---|
| Open side panel | No |

## Mechanical tests

Mechanical strength

| | |
|---|---|
| Result | Test passed |

Attachment on the carrier

| | |
|---|---|
| DIN rail/fixing support | NS 32/NS 35 |
| Test force setpoint | 10 N |
| Result | Test passed |

Test for conductor damage and slackening

| | |
|---|---|
| Rotation speed | 10 (+/- 2) rpm |
| Revolutions | 135 |
| Conductor cross-section/weight | 70 mm²/10.4 kg |
| Result | Test passed |

## Environmental and real-life conditions

Needle-flame test

| | |
|---|---|
| Time of exposure | 30 s |
| Result | Test passed |

Oscillation/broadband noise

| | |
|---|---|
| Specification | DIN EN 50155 (VDE 0115-200):2022-06 |
| Spectrum | Long life test category 2, bogie-mounted |
| Frequency | $f_1$ = 5 Hz to $f_2$ = 250 Hz |
| ASD level | 6.12 (m/s²)²/Hz |
| Acceleration | 3.12g |
| Test duration per axis | 5 h |
| Test directions | X-, Y- and Z-axis |
| Result | Test passed |

Shocks

| | |
|---|---|
| Specification | DIN EN 50155 (VDE 0115-200):2008-03 |
| Pulse shape | Half-sine |
| Acceleration | 5g |
| Shock duration | 30 ms |
| Number of shocks per direction | 3 |

| | |
|---|---|
| Test directions | X-, Y- and Z-axis (pos. and neg.) |
| Result | Test passed |

Ambient conditions

| | |
|---|---|
| Ambient temperature (operation) | -60 °C ... 110 °C (Operating temperature range incl. self-heating; for max. short-term operating temperature, see RTI Elec.) |
| Ambient temperature (storage/transport) | -25 °C ... 60 °C (for a short time, not exceeding 24 h, -60 °C to +70 °C) |
| Ambient temperature (assembly) | -5 °C ... 70 °C |
| Ambient temperature (actuation) | -5 °C ... 70 °C |
| Permissible humidity (operation) | 20 % ... 90 % |
| Permissible humidity (storage/transport) | 30 % ... 70 % |

## Standards and regulations

| | |
|---|---|
| Connection in acc. with standard | IEC 60947-7-1 |

## Mounting

| | |
|---|---|
| Mounting type | NS 35/7,5 |
| | NS 35/15 |
| | direct screw connection |

## Drawings

Dimensional drawing

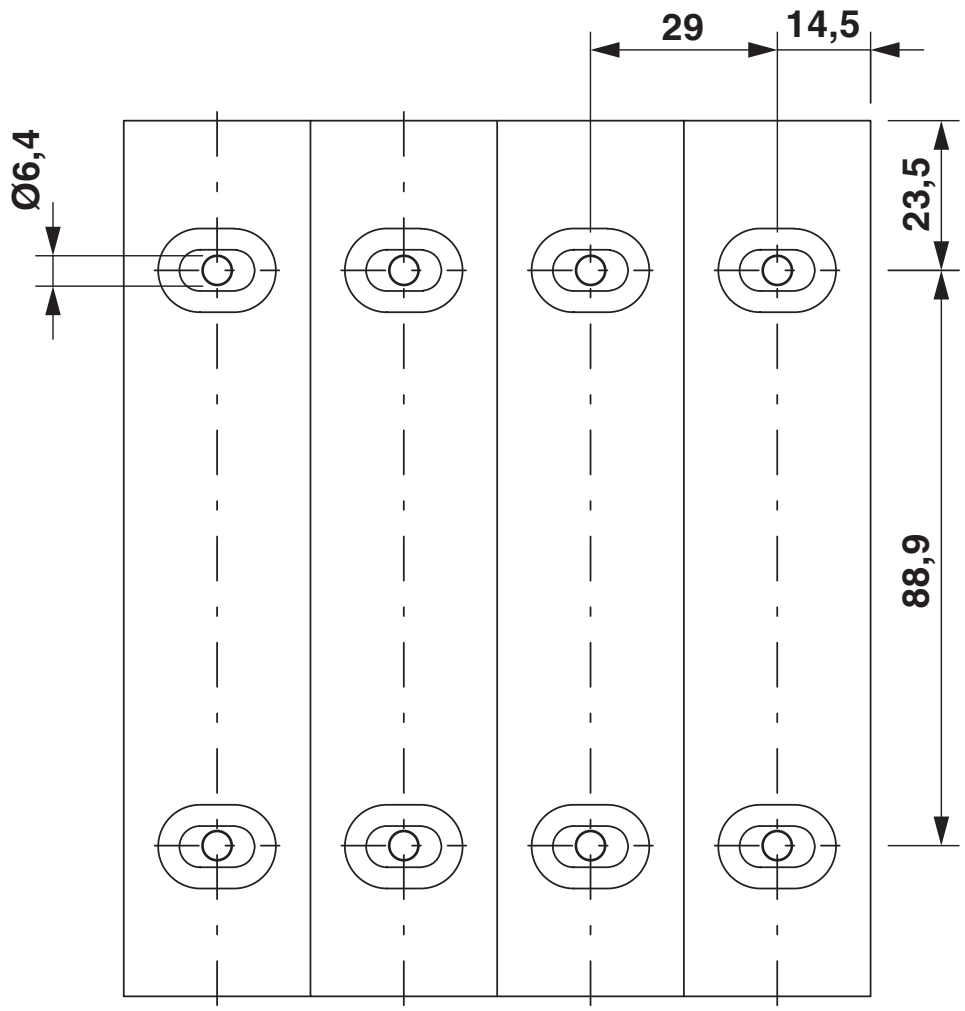

Circuit diagram



## Approvals

To download certificates, visit the product detail page: https://www.phoenixcontact.com/gb/products/3247973

**EAC**
Approval ID: RU C-DE.BL08.B.00540

**DNV**
Approval ID: TAE00004G1

**cULus Recognized**
Approval ID: E60425

| | Nominal voltage $U_N$ | Nominal current $I_N$ | Cross section AWG | Cross section $mm^2$ |
|---|---|---|---|---|
| B | | | | |
| | 600 V | 175 A | - | - |
| C | | | | |
| | 600 V | 175 A | - | - |

**IECEx**
Approval ID: IECExSEV13.0003U

| | Nominal voltage $U_N$ | Nominal current $I_N$ | Cross section AWG | Cross section $mm^2$ |
|---|---|---|---|---|
| keine | | | | |
| | 690 V | 187 A | - | 2.5 - 70 |

**ATEX**
Approval ID: SEV13ATEX0132U

| | Nominal voltage $U_N$ | Nominal current $I_N$ | Cross section AWG | Cross section $mm^2$ |
|---|---|---|---|---|
| keine | | | | |
| | 690 V | 187 A | - | 2.5 - 70 |

**CCC**
Approval ID: 2020322313000627

**UKCA-EX**
Approval ID: CML 22UKEX1230U

**EAC Ex**
Approval ID: KZ 7500525010101950

## Classifications

### ECLASS

| | |
|---|---|
| ECLASS-13.0 | 27250101 |
| ECLASS-15.0 | 27250101 |

### ETIM

| | |
|---|---|
| ETIM 10.0 | EC000897 |

### UNSPSC

| | |
|---|---|
| UNSPSC 21.0 | 39121400 |

## Environmental product compliance

EU RoHS

| | |
|---|---|
| Fulfills EU RoHS substance requirements | Yes, No exemptions |

China RoHS

| | |
|---|---|
| Environment friendly use period (EFUP) | EFUP-E |
| | No hazardous substances above the limits |

EU REACH SVHC

| | |
|---|---|
| REACH candidate substance (CAS No.) | No substance above 0.1 wt% |


Phoenix Contact 2026 © - all rights reserved
https://www.phoenixcontact.com



PHOENIX CONTACT Ltd
Halesfield 13, Telford
Shropshire, TF7 4PG
01952 681700
info@phoenixcontact.co.uk