


# PTU 35/4X6/6X2,5 BU - Potential collective terminal



3214081

<https://www.phoenixcontact.com/gb/products/3214081>

Please be informed that the data shown in this PDF document is generated from our online catalog. Please find the complete data in the user documentation. Our general terms of use for downloads are valid.



Potential collective terminal, In the end application, the applicable safety regulations for overload and short-circuit protection on the connected conductors must be considered., nom. voltage: 1000 V, nominal current: 105 A, 1st level connection left, connection method: Screw connection, cross section: 1.5 mm<sup>2</sup> - 50 mm<sup>2</sup>, First level connection, interior, connection method: Push-in connection, Rated cross section: 6 mm<sup>2</sup>, cross section: 0.5 mm<sup>2</sup> - 10 mm<sup>2</sup>, mounting: NS 35/7,5, NS 35/15, color: blue

## Your advantages

- The terminal block base is ideal for use in building installation and machine building applications
- The compact design and front connection enable wiring in a confined space
- In addition to the testing option in the double function shaft, all terminal blocks provide an additional test pick-off
- The Push-in connection terminal blocks are characterized by the system features of the CLIPLINE complete system and by easy and tool-free wiring of conductors with ferrules or solid conductors

## Commercial data

Item number	3214081
Packing unit	20 pc
Minimum order quantity	20 pc
Sales key	BE2219
Product key	BE2219
GTIN	4055626170565
Weight per piece (including packing)	76.1 g
Weight per piece (excluding packing)	76.1 g
Customs tariff number	85369010
Country of origin	CN

## Technical data

### Notes

Notes on operation	In the end application, the applicable safety regulations for overload and short-circuit protection on the connected conductors must be considered.
--------------------	---

### General

Note	The max. load current must not be exceeded by the total current of all connected conductors.
------	--

### Product properties

Product type	Potential distributor
Product family	PTU
Number of connections	11
Number of rows	1
Potentials	1

### Insulation characteristics

Overvoltage category	III
Degree of pollution	2

### Electrical properties

Maximum power dissipation for nominal condition	4.06 W
---	--------

### Connection data

Service Entrance	yes
Number of connections per level	11

#### 1st level connection left

Connection method	Screw connection
Screw thread	M6
Number of connections	1
Tightening torque	3.2 ... 3.7 Nm
Stripping length	18 mm
Internal cylindrical gage	B9
Connection in acc. with standard	IEC 60947-7-1
Conductor cross-section rigid	1.5 mm <sup>2</sup> ... 50 mm <sup>2</sup>
Cross section AWG	14 ... 2 (converted acc. to IEC)
Conductor cross-section flexible	1.5 mm <sup>2</sup> ... 50 mm <sup>2</sup>
Conductor cross-section, flexible [AWG]	14 ... 2 (converted acc. to IEC)
Conductor cross-section flexible (ferrule without plastic sleeve)	1.5 mm <sup>2</sup> ... 35 mm <sup>2</sup>
Flexible conductor cross-section (ferrule with plastic sleeve)	1.5 mm <sup>2</sup> ... 35 mm <sup>2</sup>
2 conductors with same cross section, rigid	1.5 mm <sup>2</sup> ... 16 mm <sup>2</sup>
2 conductors with the same cross-section AWG rigid	16 ... 6 (converted acc. to IEC)
2 conductors with same cross section, flexible	1.5 mm <sup>2</sup> ... 10 mm <sup>2</sup>

# PTU 35/4X6/6X2,5 BU - Potential collective terminal



3214081

<https://www.phoenixcontact.com/gb/products/3214081>

2 conductors with the same cross-section AWG flexible	16 ... 8 (converted acc. to IEC)
2 conductors with same cross section, flexible, with ferrule without plastic sleeve	1.5 mm <sup>2</sup> ... 10 mm <sup>2</sup>
Nominal current	105 A
Maximum load current	105 A (The maximum load current must not be exceeded by the total current of all connected conductors.)
Nominal voltage	1000 V

## First level connection, interior

Connection method	Push-in connection
Number of connections	4
Stripping length	12 mm
Connection in acc. with standard	IEC 60947-7-1
Conductor cross-section rigid	0.5 mm <sup>2</sup> ... 10 mm <sup>2</sup>
Cross section AWG	20 ... 8 (converted acc. to IEC)
Conductor cross-section flexible	0.5 mm <sup>2</sup> ... 6 mm <sup>2</sup>
Conductor cross-section, flexible [AWG]	20 ... 10 (converted acc. to IEC)
Conductor cross-section flexible (ferrule without plastic sleeve)	0.5 mm <sup>2</sup> ... 6 mm <sup>2</sup>
Flexible conductor cross-section (ferrule with plastic sleeve)	0.5 mm <sup>2</sup> ... 6 mm <sup>2</sup>
2 conductors with the same cross section, flexible, with TWIN ferrule with plastic sleeve	0.5 mm <sup>2</sup> ... 1.5 mm <sup>2</sup>
Nominal cross section	6 mm <sup>2</sup>
Nominal current	41 A
Maximum load current	41 A
Nominal voltage	1000 V

## 1st level connection right

Connection method	Push-in connection
Number of connections	6
Stripping length	8 mm ... 10 mm
Connection in acc. with standard	IEC 60947-7-1
Conductor cross-section rigid	0.14 mm <sup>2</sup> ... 4 mm <sup>2</sup>
Cross section AWG	26 ... 12 (converted acc. to IEC)
Conductor cross-section flexible	0.14 mm <sup>2</sup> ... 2.5 mm <sup>2</sup>
Conductor cross-section, flexible [AWG]	26 ... 14 (converted acc. to IEC)
Conductor cross-section flexible (ferrule without plastic sleeve)	0.14 mm <sup>2</sup> ... 2.5 mm <sup>2</sup>
Flexible conductor cross-section (ferrule with plastic sleeve)	0.14 mm <sup>2</sup> ... 2.5 mm <sup>2</sup>
2 conductors with the same cross section, flexible, with TWIN ferrule with plastic sleeve	0.5 mm <sup>2</sup> ... 1.5 mm <sup>2</sup>
Nominal cross section	2.5 mm <sup>2</sup>
Nominal current	24 A
Maximum load current	24 A
Nominal voltage	1000 V

## First level connection, interior Connection cross sections directly pluggable

Conductor cross-section rigid	1 mm <sup>2</sup> ... 10 mm <sup>2</sup>
-------------------------------	--

# PTU 35/4X6/6X2,5 BU - Potential collective terminal



3214081

<https://www.phoenixcontact.com/gb/products/3214081>

Conductor cross-section, rigid [AWG]	18 ... 8 (converted acc. to IEC)
Conductor cross-section flexible (ferrule without plastic sleeve)	1 mm <sup>2</sup> ... 6 mm <sup>2</sup>
Flexible conductor cross-section (ferrule with plastic sleeve)	1 mm <sup>2</sup> ... 6 mm <sup>2</sup>

1st level connection right Connection cross sections directly pluggable

Conductor cross-section rigid	0.34 mm <sup>2</sup> ... 4 mm <sup>2</sup>
Conductor cross-section flexible (ferrule without plastic sleeve)	0.34 mm <sup>2</sup> ... 2.5 mm <sup>2</sup>
Flexible conductor cross-section (ferrule with plastic sleeve)	0.34 mm <sup>2</sup> ... 2.5 mm <sup>2</sup>

## Dimensions

Width	16.3 mm
Height	110.4 mm
Depth on NS 35/7,5	48.8 mm
Depth on NS 35/15	56.3 mm

## Material specifications

Color	blue (RAL 5015)
Flammability rating according to UL 94	V0
Insulating material group	I
Insulating material	PA
Static insulating material application in cold	-60 °C
Relative insulation material temperature index (Elec., UL 746 B)	130 °C
Fire protection for rail vehicles (DIN EN 45545-2) R22	HL 1 - HL 3
Fire protection for rail vehicles (DIN EN 45545-2) R23	HL 1 - HL 3
Fire protection for rail vehicles (DIN EN 45545-2) R24	HL 1 - HL 3
Fire protection for rail vehicles (DIN EN 45545-2) R26	HL 1 - HL 3
Surface flammability NFPA 130 (ASTM E 162)	passed
Specific optical density of smoke NFPA 130 (ASTM E 662)	passed
Smoke gas toxicity NFPA 130 (SMP 800C)	passed

## Electrical tests

Surge voltage test

Test voltage setpoint	9.8 kV
Result	Test passed

Temperature-rise test

Requirement temperature-rise test	Increase in temperature ≤ 45 K
Result	Test passed
	Test passed
Short-time withstand current 35 mm <sup>2</sup>	3 kA
Short-time withstand current 50 mm <sup>2</sup>	4.8 kA
Result	Test passed

Power-frequency withstand voltage

Test voltage setpoint	2.2 kV
-----------------------	--------

# PTU 35/4X6/6X2,5 BU - Potential collective terminal



3214081

<https://www.phoenixcontact.com/gb/products/3214081>

Result	Test passed
--------	-------------

## Mechanical properties

### Mechanical data

Open side panel	No
-----------------	----

## Mechanical tests

### Mechanical strength

Result	Test passed
--------	-------------

### Attachment on the carrier

DIN rail/fixing support	NS 35
Result	Test passed

### Test for conductor damage and slackening

Rotation speed	10 rpm
Revolutions	135
Conductor cross-section/weight	1.5 mm <sup>2</sup> / 0.4 kg
	35 mm <sup>2</sup> / 6.8 kg
	50 mm <sup>2</sup> / 9.5 kg
Result	Test passed

### Test for conductor damage and slackening

Rotation speed	10 rpm
Revolutions	135
Conductor cross-section/weight	0.5 mm <sup>2</sup> / 0.3 kg
	6 mm <sup>2</sup> / 1.4 kg
	10 mm <sup>2</sup> / 2 kg
Result	Test passed

### Test for conductor damage and slackening

Rotation speed	10 rpm
Revolutions	135
Conductor cross-section/weight	0.14 mm <sup>2</sup> / 0.2 kg
	2.5 mm <sup>2</sup> / 0.7 kg
	4 mm <sup>2</sup> / 0.9 kg
Result	Test passed

## Environmental and real-life conditions

### Aging

Temperature cycles	192
Result	Test passed

### Needle-flame test

Time of exposure	30 s
------------------	------

# PTU 35/4X6/6X2,5 BU - Potential collective terminal



3214081

<https://www.phoenixcontact.com/gb/products/3214081>

Result	Test passed
--------	-------------

## Oscillation/broadband noise

Specification	EN 50155:2021-07
Spectrum	Long life test category 2, bogie-mounted
Frequency	$f_1 = 5 \text{ Hz}$ to $f_2 = 250 \text{ Hz}$
ASD level	6.12 (m/s <sup>2</sup> )/Hz
Acceleration	3.12g
Test duration per axis	5 h
Test directions	X-, Y- and Z-axis
Result	Test passed

## Shocks

Specification	DIN EN 50155 (VDE 0115-200):2008-03
Pulse shape	Half-sine
Acceleration	30g
Shock duration	18 ms
Number of shocks per direction	3
Test directions	X-, Y- and Z-axis (pos. and neg.)
Result	Test passed

## Ambient conditions

Ambient temperature (operation)	-60 °C ... 110 °C (Operating temperature range incl. self-heating; for max. short-term operating temperature, see RTI Elec.)
Ambient temperature (storage/transport)	-25 °C ... 60 °C (for a short time, not exceeding 24 h, -60 °C to +70 °C)
Ambient temperature (assembly)	-5 °C ... 70 °C
Ambient temperature (actuation)	-5 °C ... 70 °C
Permissible humidity (operation)	20 % ... 90 %
Permissible humidity (storage/transport)	30 % ... 70 %

## Standards and regulations

Connection in acc. with standard	IEC 60947-7-1
	IEC 60947-7-1
	IEC 60947-7-1

## Mounting

Mounting type	NS 35/7,5
	NS 35/15

## Drawings

Circuit diagram



# PTU 35/4X6/6X2,5 BU - Potential collective terminal




3214081

<https://www.phoenixcontact.com/gb/products/3214081>


## Approvals

To download certificates, visit the product detail page: <https://www.phoenixcontact.com/gb/products/3214081>

 **CSA**  
Approval ID: 158887

 **EAC**  
Approval ID: RU C-DE.BL08.B.00644

 **cULus Recognized**  
Approval ID: E60425

 **EAC**  
Approval ID: KZ7500651131219505

 **CSA**  
Approval ID: 13631

# PTU 35/4X6/6X2,5 BU - Potential collective terminal



3214081

<https://www.phoenixcontact.com/gb/products/3214081>

## Classifications

### ECLASS

ECLASS-13.0	27250119
ECLASS-15.0	27250119

### ETIM

ETIM 10.0	EC000897
-----------	----------

### UNSPSC

UNSPSC 21.0	39121400
-------------	----------

# PTU 35/4X6/6X2,5 BU - Potential collective terminal



3214081

<https://www.phoenixcontact.com/gb/products/3214081>

## Environmental product compliance

### EU RoHS

Fulfills EU RoHS substance requirements	Yes, No exemptions
---	--------------------

### China RoHS

Environment friendly use period (EFUP)	EFUP-E
	No hazardous substances above the limits

### EU REACH SVHC

REACH candidate substance (CAS No.)	No substance above 0.1 wt%
-------------------------------------	----------------------------

### EF3.1 Climate Change

CO2e kg	0.618 kg CO2e
---------	---------------

Phoenix Contact 2026 © - all rights reserved  
<https://www.phoenixcontact.com>

PHOENIX CONTACT Ltd  
Halesfield 13, Telford  
Shropshire, TF7 4PG  
01952 681700  
[info@phoenixcontact.co.uk](mailto:info@phoenixcontact.co.uk)