

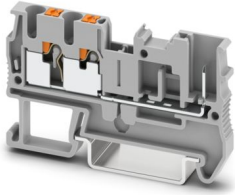
PT 2,5-TWIN/1P - Feed-through terminal block



3209633

<https://www.phoenixcontact.com/gb/products/3209633>

Please be informed that the data shown in this PDF document is generated from our online catalog. Please find the complete data in the user documentation. Our general terms of use for downloads are valid.



Feed-through terminal block, nom. voltage: 500 V, nominal current: 24 A, number of connections: 3, number of positions: 1, connection method: Push-in / plug connection, Rated cross section: 2.5 mm², cross section: 0.14 mm² - 4 mm², mounting type: NS 35/7,5, NS 35/15, color: gray

Your advantages

- The Push-in connection terminal blocks are characterized by the system features of the CLIPLINE complete system and by easy and tool-free wiring of conductors with ferrules or solid conductors
- The compact design and front connection enable wiring in a confined space
- In addition to the testing option in the double function shaft, all terminal blocks provide an additional test pick-off
- Tested for railway applications

Commercial data

| | |
|--------------------------------------|---------------|
| Item number | 3209633 |
| Packing unit | 50 pc |
| Minimum order quantity | 50 pc |
| Sales key | BE2241 |
| Product key | BE2241 |
| GTIN | 4046356333382 |
| Weight per piece (including packing) | 7.684 g |
| Weight per piece (excluding packing) | 7.2 g |
| Customs tariff number | 85369010 |
| Country of origin | DE |

PT 2,5-TWIN/1P - Feed-through terminal block



3209633

<https://www.phoenixcontact.com/gb/products/3209633>

Technical data

Product properties

| | |
|-----------------------|------------------------|
| Product type | Plug-in terminal block |
| Product family | PT |
| Area of application | Railway industry |
| | Machine building |
| | Plant engineering |
| Number of positions | 1 |
| Number of connections | 3 |
| Number of rows | 1 |
| Potentials | 1 |

Insulation characteristics

| | |
|----------------------|-----|
| Overvoltage category | III |
| Degree of pollution | 3 |

Electrical properties

| | |
|---|--------|
| Rated surge voltage | 6 kV |
| Maximum power dissipation for nominal condition | 0.77 W |

Connection data

| | |
|---|--|
| Number of connections per level | 3 |
| Nominal cross section | 2.5 mm ² |
| Connection method | Push-in / plug connection |
| Stripping length | 8 mm ... 10 mm |
| Internal cylindrical gage | A3 |
| Connection in acc. with standard | IEC 61984 |
| Conductor cross-section rigid | 0.14 mm ² ... 4 mm ² |
| Cross section AWG | 26 ... 12 (converted acc. to IEC) |
| Conductor cross-section flexible | 0.14 mm ² ... 4 mm ² |
| Conductor cross-section, flexible [AWG] | 26 ... 12 (converted acc. to IEC) |
| Conductor cross-section flexible ultrasound-compressed | 0.34 mm ² ... 4 mm ² |
| Conductor cross-section, flexible [AWG] ultrasound-compressed | 22 ... 12 (converted acc. to IEC) |
| Conductor cross-section flexible (ferrule without plastic sleeve) | 0.14 mm ² ... 2.5 mm ² |
| Flexible conductor cross-section (ferrule with plastic sleeve) | 0.14 mm ² ... 2.5 mm ² |
| 2 conductors with the same cross section, flexible, with TWIN ferrule with plastic sleeve | 0.5 mm ² |
| Nominal cross section | 2.5 mm ² |
| Nominal current | 24 A (observe derating) |
| Maximum load current | 24 A (with 4 mm ² conductor cross-section, rigid) |
| Nominal voltage | 500 V |

Connection cross sections directly pluggable

| | |
|-------------------------------|--|
| Conductor cross-section rigid | 0.34 mm ² ... 4 mm ² |
|-------------------------------|--|

PT 2,5-TWIN/1P - Feed-through terminal block



3209633

<https://www.phoenixcontact.com/gb/products/3209633>

| | |
|---|--|
| Conductor cross-section flexible (ferrule without plastic sleeve) | 0.34 mm ² ... 2.5 mm ² |
| Flexible conductor cross-section (ferrule with plastic sleeve) | 0.34 mm ² ... 2.5 mm ² |

Dimensions

| | |
|--------------------|---------|
| Width | 5.2 mm |
| End cover width | 2.2 mm |
| Height | 60.5 mm |
| Depth | 35.3 mm |
| Depth on NS 35/7,5 | 36.8 mm |
| Depth on NS 35/15 | 44.3 mm |

Material specifications

| | |
|---|-----------------|
| Color | gray (RAL 7042) |
| Flammability rating according to UL 94 | V0 |
| Insulating material group | I |
| Insulating material | PA |
| Static insulating material application in cold | -60 °C |
| Temperature index of insulation material (DIN EN 60216-1 (VDE 0304-21)) | 125 °C |
| Relative insulation material temperature index (Elec., UL 746 B) | 130 °C |
| Fire protection for rail vehicles (DIN EN 45545-2) R22 | HL 1 - HL 3 |
| Fire protection for rail vehicles (DIN EN 45545-2) R23 | HL 1 - HL 3 |
| Fire protection for rail vehicles (DIN EN 45545-2) R24 | HL 1 - HL 3 |
| Fire protection for rail vehicles (DIN EN 45545-2) R26 | HL 1 - HL 3 |
| Calorimetric heat release NFPA 130 (ASTM E 1354) | 27,5 MJ/kg |
| Surface flammability NFPA 130 (ASTM E 162) | passed |
| Specific optical density of smoke NFPA 130 (ASTM E 662) | passed |
| Smoke gas toxicity NFPA 130 (SMP 800C) | passed |

Electrical tests

Surge voltage test

| | |
|--|-------------|
| Test voltage setpoint | 7.3 kV |
| Result | Test passed |
| Short-time withstand current 2.5 mm ² | 0.3 kA |
| Short-time withstand current 4 mm ² | 0.48 kA |
| Result | Test passed |

Power-frequency withstand voltage

| | |
|-----------------------|-------------|
| Test voltage setpoint | 3.31 kV |
| Result | Test passed |

Mechanical properties

Mechanical data

| | |
|-----------------|-----|
| Open side panel | Yes |
|-----------------|-----|

Mechanical tests

Attachment on the carrier

| | |
|-------------------------|-------------|
| DIN rail/fixing support | NS 35 |
| Test force setpoint | 1 N |
| Result | Test passed |

Environmental and real-life conditions

Needle-flame test

| | |
|------------------|-------------|
| Time of exposure | 30 s |
| Result | Test passed |

Oscillation/broadband noise

| | |
|------------------------|--|
| Specification | DIN EN 50155 (VDE 0115-200):2008-03 |
| Spectrum | Long life test category 1, class B, body mounted |
| Frequency | $f_1 = 5 \text{ Hz}$ to $f_2 = 150 \text{ Hz}$ |
| ASD level | $1.857 \text{ (m/s}^2\text{)}^2\text{/Hz}$ |
| Acceleration | 0.8g |
| Test duration per axis | 5 h |
| Test directions | X-, Y- and Z-axis |
| Result | Test passed |

Shocks

| | |
|--------------------------------|-------------------------------------|
| Specification | DIN EN 50155 (VDE 0115-200):2008-03 |
| Pulse shape | Half-sine |
| Acceleration | 5g |
| Shock duration | 30 ms |
| Number of shocks per direction | 3 |
| Test directions | X-, Y- and Z-axis (pos. and neg.) |
| Result | Test passed |

Ambient conditions

| | |
|--|---|
| Ambient temperature (operation) | -60 °C ... 100 °C (max. operating temperature range including self-heating, see derating curve) |
| Ambient temperature (storage/transport) | -25 °C ... 60 °C (for a short time, not exceeding 24 h, -60 °C to +70 °C) |
| Ambient temperature (assembly) | -5 °C ... 70 °C |
| Ambient temperature (actuation) | -5 °C ... 70 °C |
| Permissible humidity (operation) | 20 % ... 90 % |
| Permissible humidity (storage/transport) | 30 % ... 70 % |

Standards and regulations

| | |
|----------------------------------|-----------|
| Connection in acc. with standard | IEC 61984 |
|----------------------------------|-----------|

Mounting

PT 2,5-TWIN/1P - Feed-through terminal block



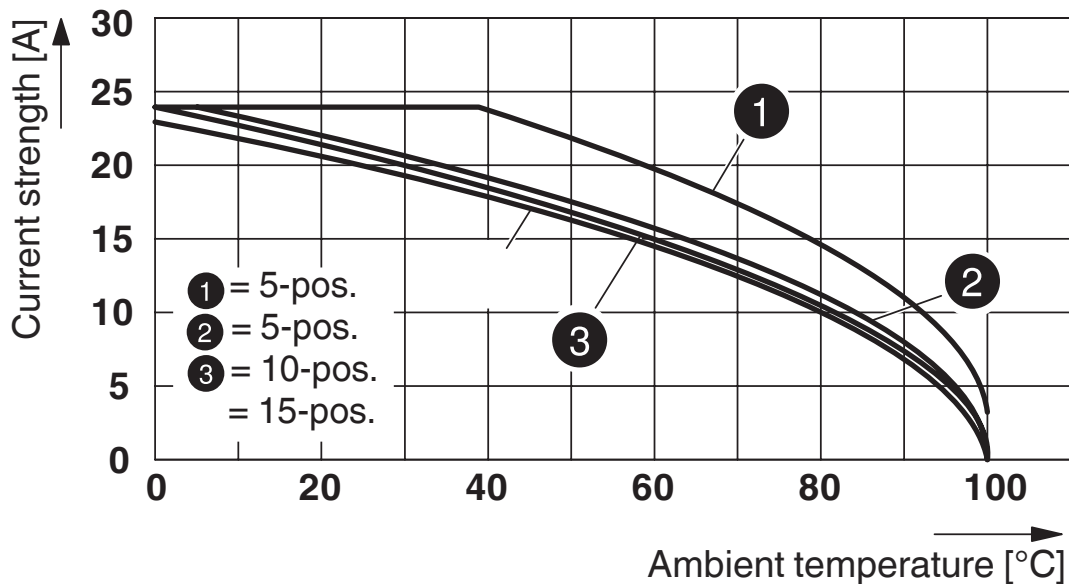
3209633

<https://www.phoenixcontact.com/gb/products/3209633>

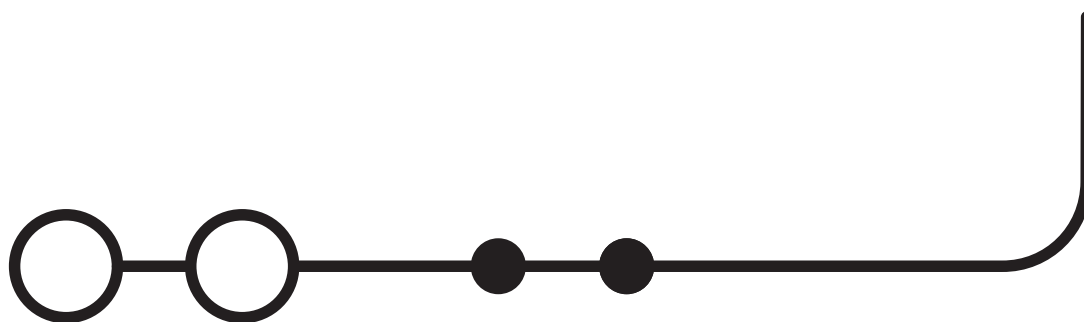
| | |
|---------------|-----------|
| Mounting type | NS 35/7,5 |
| | NS 35/15 |

Drawings

Diagram



Circuit diagram



PT 2,5-TWIN/1P - Feed-through terminal block




3209633


<https://www.phoenixcontact.com/gb/products/3209633>

Approvals

To download certificates, visit the product detail page: <https://www.phoenixcontact.com/gb/products/3209633>

|  CSA Approval ID: 158887 | | | | |
|---|-----------------------|-----------------------|-------------------|-----------------------------|
| | Nominal voltage U_N | Nominal current I_N | Cross section AWG | Cross section mm^2 |
| B | 300 V | 20 A | 26 - 12 | - |
| C | 300 V | 20 A | 26 - 12 | - |

|  EAC Approval ID: RU C-DE.BL08.B.00644 | | | | |
|---|--|--|--|--|
|---|--|--|--|--|

|  cULus Recognized Approval ID: E60425 | | | | |
|--|-----------------------|-----------------------|-------------------|-----------------------------|
| | Nominal voltage U_N | Nominal current I_N | Cross section AWG | Cross section mm^2 |
| B | 600 V | 20 A | 26 - 12 | - |
| C | 600 V | 20 A | 26 - 12 | - |
| F | 500 V | 20 A | 26 - 12 | - |
| D | 600 V | 5 A | 26 - 12 | - |

|  LR Approval ID: LR2371832TA | | | | |
|---|--|--|--|--|
|---|--|--|--|--|

|  NK Approval ID: 14ME0912 | | | | |
|--|--|--|--|--|
|--|--|--|--|--|

|  BV Approval ID: 25278/C1 BV | | | | |
|---|--|--|--|--|
|---|--|--|--|--|

|  EAC Approval ID: KZ7500651131219505 | | | | |
|---|--|--|--|--|
|---|--|--|--|--|

PT 2,5-TWIN/1P - Feed-through terminal block



3209633

<https://www.phoenixcontact.com/gb/products/3209633>

Classifications

ECLASS

| | |
|-------------|----------|
| ECLASS-13.0 | 27250117 |
| ECLASS-15.0 | 27250117 |

ETIM

| | |
|-----------|----------|
| ETIM 10.0 | EC000897 |
|-----------|----------|

UNSPSC

| | |
|-------------|----------|
| UNSPSC 21.0 | 39121400 |
|-------------|----------|

PT 2,5-TWIN/1P - Feed-through terminal block



3209633

<https://www.phoenixcontact.com/gb/products/3209633>

Environmental product compliance

EU RoHS

| | |
|---|--------------------|
| Fulfills EU RoHS substance requirements | Yes, No exemptions |
|---|--------------------|

China RoHS

| | |
|--|--|
| Environment friendly use period (EFUP) | EFUP-E |
| | No hazardous substances above the limits |

EU REACH SVHC

| | |
|-------------------------------------|----------------------------|
| REACH candidate substance (CAS No.) | No substance above 0.1 wt% |
|-------------------------------------|----------------------------|

EF3.1 Climate Change

| | |
|---------|--------------|
| CO2e kg | 0.05 kg CO2e |
|---------|--------------|

Phoenix Contact 2026 © - all rights reserved
<https://www.phoenixcontact.com>

PHOENIX CONTACT Ltd
Halesfield 13, Telford
Shropshire, TF7 4PG
01952 681700
info@phoenixcontact.co.uk