


UTTB 2,5-DIO/O-U - Component terminal block



3046650

<https://www.phoenixcontact.com/gb/products/3046650>

Please be informed that the data shown in this PDF document is generated from our online catalog. Please find the complete data in the user documentation. Our general terms of use for downloads are valid.



Component terminal block, The max. current is determined by the diode. Installed: Diode 1N 4007, reverse voltage: 1300 V, maximum continuous current: 0.5 A., with integrated diode, nominal current: 0.5 A, connection method: Screw connection, 1st and 2nd level, Rated cross section: 2.5 mm², cross section: 0.14 mm² - 4 mm², mounting type: NS 35/7,5, NS 35/15, color: gray

Your advantages

- Design width of just 5.2 mm

Commercial data

Item number	3046650
Packing unit	50 pc
Minimum order quantity	50 pc
Sales key	BE1172
Product key	BE1172
GTIN	4017918997182
Weight per piece (including packing)	16.68 g
Weight per piece (excluding packing)	15.072 g
Customs tariff number	85369010
Country of origin	PL

UTT 2,5-DIO/O-U - Component terminal block



3046650

<https://www.phoenixcontact.com/gb/products/3046650>

Technical data

Product properties

Product type	Component terminal block
Number of connections	4
Number of rows	2
Potentials	2

Insulation characteristics

Overvoltage category	III
Degree of pollution	3

Electrical properties

Rated insulation voltage	500 V
Rated surge voltage	6 kV
Maximum power dissipation for nominal condition	0.77 W

Connection data

Number of connections per level	2
Nominal cross section	2.5 mm ²

1st and 2nd level

Connection method	Screw connection
Screw thread	M3
Tightening torque	0.5 ... 0.6 Nm
Stripping length	9 mm
Internal cylindrical gage	A3
Conductor cross-section rigid	0.14 mm ² ... 4 mm ²
Cross section AWG	26 ... 12 (converted acc. to IEC)
Conductor cross-section flexible	0.14 mm ² ... 4 mm ²
Conductor cross-section, flexible [AWG]	26 ... 12 (converted acc. to IEC)
Conductor cross-section flexible (ferrule without plastic sleeve)	0.14 mm ² ... 2.5 mm ²
Flexible conductor cross-section (ferrule with plastic sleeve)	0.14 mm ² ... 2.5 mm ²
2 conductors with same cross section, rigid	0.14 mm ² ... 1.5 mm ²
2 conductors with same cross section, flexible	0.14 mm ² ... 1.5 mm ²
2 conductors with same cross section, flexible, with ferrule without plastic sleeve	0.14 mm ² ... 1.5 mm ²
2 conductors with the same cross section, flexible, with TWIN ferrule with plastic sleeve	0.5 mm ² ... 1.5 mm ²
Nominal cross section	2.5 mm ²
Nominal current	0.5 A
Maximum load current	0.5 A
Component type	Diode 1N4007
Reverse voltage	1300 V

UTT 2,5-DIO/O-U - Component terminal block



3046650

<https://www.phoenixcontact.com/gb/products/3046650>

Dimensions

Width	5.2 mm
End cover width	2.2 mm
Height	69.9 mm
Depth	64.4 mm
Depth on NS 35/7,5	65 mm
Depth on NS 35/15	72.5 mm

Material specifications

Color	gray (RAL 7042)
Flammability rating according to UL 94	V0
Insulating material group	I
Insulating material	PA
Static insulating material application in cold	-60 °C
Relative insulation material temperature index (Elec., UL 746 B)	130 °C
Fire protection for rail vehicles (DIN EN 45545-2) R22	HL 1 - HL 3
Fire protection for rail vehicles (DIN EN 45545-2) R23	HL 1 - HL 3
Fire protection for rail vehicles (DIN EN 45545-2) R24	HL 1 - HL 3
Fire protection for rail vehicles (DIN EN 45545-2) R26	HL 1 - HL 3
Surface flammability NFPA 130 (ASTM E 162)	passed
Specific optical density of smoke NFPA 130 (ASTM E 662)	passed
Smoke gas toxicity NFPA 130 (SMP 800C)	passed

Mechanical properties

Mechanical data

Open side panel	Yes
-----------------	-----

Environmental and real-life conditions

Ambient conditions

Ambient temperature (operation)	-60 °C ... 110 °C (Operating temperature range incl. self-heating; for max. short-term operating temperature, see RTI Elec.)
Ambient temperature (storage/transport)	-25 °C ... 60 °C (for a short time, not exceeding 24 h, -60 °C to +70 °C)
Ambient temperature (assembly)	-5 °C ... 70 °C
Ambient temperature (actuation)	-5 °C ... 70 °C
Permissible humidity (operation)	20 % ... 90 %
Permissible humidity (storage/transport)	30 % ... 70 %

Mounting

Mounting type	NS 35/7,5
	NS 35/15

UTT 2,5-DIO/O-U - Component terminal block

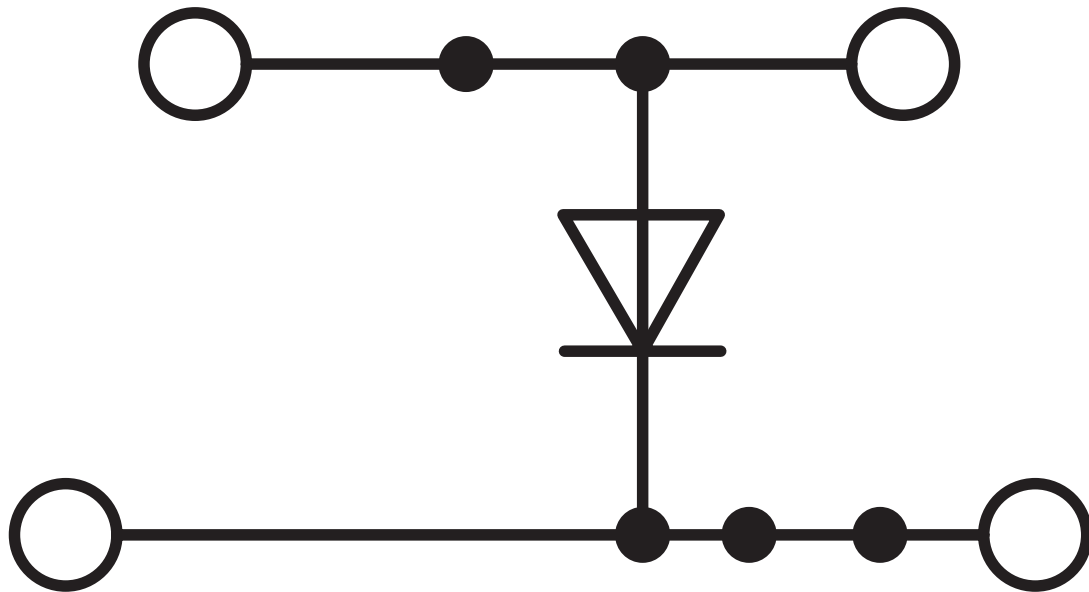
3046650

<https://www.phoenixcontact.com/gb/products/3046650>



Drawings

Circuit diagram



UTT 2,5-DIO/O-U - Component terminal block





3046650


<https://www.phoenixcontact.com/gb/products/3046650>

Approvals

To download certificates, visit the product detail page: <https://www.phoenixcontact.com/gb/products/3046650>

 CSA Approval ID: 13631				
	Nominal voltage U_N	Nominal current I_N	Cross section AWG	Cross section mm^2
B	300 V	1 A	26 - 12	-
C	300 V	1 A	26 - 12	-

 cULus Recognized Approval ID: E60425				
--	--	--	--	--

 cULus Recognized Approval ID: E60425				
--	--	--	--	--

UTTB 2,5-DIO/O-U - Component terminal block



3046650

<https://www.phoenixcontact.com/gb/products/3046650>

Classifications

ECLASS

ECLASS-13.0	27250114
ECLASS-15.0	27250114

ETIM

ETIM 10.0	EC000898
-----------	----------

UNSPSC

UNSPSC 21.0	39121400
-------------	----------

UTTB 2,5-DIO/O-U - Component terminal block



3046650

<https://www.phoenixcontact.com/gb/products/3046650>

Environmental product compliance

EU RoHS

Fulfills EU RoHS substance requirements	Yes
Exemption	6(c), 7(a), 7(c)-I

China RoHS

Environment friendly use period (EFUP)	EFUP-50
	An article-related China RoHS declaration table can be found in the download area for the respective article under "Manufacturer declaration". For all articles with EFUP-E, no China RoHS declaration table issued and required.

EU REACH SVHC

REACH candidate substance (CAS No.)	Lead(CAS: 7439-92-1)
SCIP	8b99c394-bcd7-42da-bb7f-3ac40c5c15b8

Phoenix Contact 2026 © - all rights reserved

<https://www.phoenixcontact.com>

PHOENIX CONTACT Ltd
Halesfield 13, Telford
Shropshire, TF7 4PG
01952 681700
info@phoenixcontact.co.uk