


# UTT 4 BU - Double-level terminal block



3044791

<https://www.phoenixcontact.com/gb/products/3044791>

Please be informed that the data shown in this PDF document is generated from our online catalog. Please find the complete data in the user documentation. Our general terms of use for downloads are valid.



Double-level terminal block with a screw connection, cross section: 0.14 mm<sup>2</sup> - 6 mm<sup>2</sup>, AWG: 26 - 10, width: 6.2 mm, color: blue

## Your advantages

- Globally recognized: Internationally proven screw connection
- Maintenance-free and vibration-resistant thanks to the patented Reakdyn principle
- Space savings and flexibility with the connection of two identical conductors
- Long-term stable connections with the use of high-quality materials
- Low self-heating due to high contact forces
- Maximum efficiency in the smallest space - thanks to integrated level bridging, the connections are connected across levels
- High space savings thanks to the compact integration of two separate circuits in a single terminal block

## Commercial data

Item number	3044791
Packing unit	50 pc
Minimum order quantity	50 pc
Sales key	BE1114
Product key	BE1114
GTIN	4017918997120
Weight per piece (including packing)	19.45 g
Weight per piece (excluding packing)	18.899 g
Customs tariff number	85369010
Country of origin	DE

# UTTB 4 BU - Double-level terminal block



3044791

<https://www.phoenixcontact.com/gb/products/3044791>

## Technical data

### Product properties

Product type	Multi-level terminal block
Product family	UT
Area of application	Railway industry
	Machine building
	Plant engineering
	Process industry
Number of connections	4
Number of rows	2
Potentials	2

### Insulation characteristics

Overvoltage category	III
Degree of pollution	3

### Electrical properties

Rated surge voltage	8 kV
Maximum power dissipation for nominal condition	1.02 W

### Connection data

Number of connections per level	2
Nominal cross section	4 mm <sup>2</sup>

### 1st and 2nd level

Connection method	Screw connection
Screw thread	M3
Tightening torque	0.6 ... 0.8 Nm
Stripping length	9 mm
Internal cylindrical gage	A4
Connection in acc. with standard	IEC 60947-7-1
Conductor cross-section rigid	0.14 mm <sup>2</sup> ... 6 mm <sup>2</sup>
Cross section AWG	26 ... 10 (converted acc. to IEC)
Conductor cross-section flexible	0.14 mm <sup>2</sup> ... 6 mm <sup>2</sup>
Conductor cross-section, flexible [AWG]	26 ... 10 (converted acc. to IEC)
Conductor cross-section flexible (ferrule without plastic sleeve)	0.14 mm <sup>2</sup> ... 4 mm <sup>2</sup>
Flexible conductor cross-section (ferrule with plastic sleeve)	0.14 mm <sup>2</sup> ... 4 mm <sup>2</sup>
2 conductors with same cross section, rigid	0.14 mm <sup>2</sup> ... 1.5 mm <sup>2</sup>
2 conductors with same cross section, flexible	0.14 mm <sup>2</sup> ... 1.5 mm <sup>2</sup>
2 conductors with same cross section, flexible, with ferrule without plastic sleeve	0.14 mm <sup>2</sup> ... 1.5 mm <sup>2</sup>
2 conductors with the same cross section, flexible, with TWIN ferrule with plastic sleeve	0.5 mm <sup>2</sup> ... 2.5 mm <sup>2</sup>
Nominal cross section	4 mm <sup>2</sup>

# UTT 4 BU - Double-level terminal block



3044791

<https://www.phoenixcontact.com/gb/products/3044791>

Nominal current	30 A
Maximum load current	36 A (with 6 mm <sup>2</sup> conductor cross-section)
Nominal voltage	800 V

## Ex data

### Rated data (ATEX/IECEX)

Identification	⊕ II 2 GD Ex eb IIC Gb
Operating temperature range	-60 °C ... 110 °C
Ex-certified accessories	3047293 D-UTT 2,5/4
	3047303 DP-UTT 2,5/4
	3047316 ATP-UTT 2,5/4
	1212587 SF-SL 0,6X3,5-100 S-VDE
	3022276 CLIPFIX 35-5
	3022218 CLIPFIX 35
List of bridges	Plug-in bridge / FBS 2-6 / 3030336
	Plug-in bridge / FBS 3-6 / 3030242
	Plug-in bridge / FBS 4-6 / 3030255
	Plug-in bridge / FBS 5-6 / 3030349
	Plug-in bridge / FBS 10-6 / 3030271
	Plug-in bridge / FBS 20-6 / 3030365
Bridge data	25.5 A / 4 mm <sup>2</sup>
Ex temperature increase	40 K (28.5 A / 4 mm <sup>2</sup> )
for bridging with bridge	440 V
- At bridging between non-adjacent terminal blocks	275 V
- At bridging between non-adjacent terminal blocks via PE terminal block	275 V
- At cut-to-length bridging with cover	220 V
- At cut-to-length bridging with partition plate	176 V
Rated insulation voltage	400 V
output	(Permanent)

### Ex level General

Rated voltage	440 V
Rated current	25.5 A
Maximum load current	31.5 A

### Ex connection data General

Torque range	0.6 Nm ... 0.8 Nm
Nominal cross section	4 mm <sup>2</sup>
Rated cross section AWG	12
Connection capacity rigid	0.14 mm <sup>2</sup> ... 6 mm <sup>2</sup>
Connection capacity AWG	26 ... 10
Connection capacity flexible	0.14 mm <sup>2</sup> ... 4 mm <sup>2</sup>
Connection capacity AWG	26 ... 12
2 conductors with same cross section, solid	0.14 mm <sup>2</sup> ... 1.5 mm <sup>2</sup>

# UTT 4 BU - Double-level terminal block



3044791

<https://www.phoenixcontact.com/gb/products/3044791>

2 conductors with the same cross-section AWG rigid	26 ... 16
2 conductors with same cross section, stranded	0.14 mm <sup>2</sup> ... 1.5 mm <sup>2</sup>
2 conductors with the same cross-section AWG flexible	26 ... 16
output	(Permanent)

## Ex level Level 1

Contact resistance	0.35 mΩ
output	(Permanent)

## Ex level Level 2

Contact resistance	0.2 mΩ
--------------------	--------

## Dimensions

Width	6.2 mm
End cover width	2.2 mm
Height	69.9 mm
Depth	64.4 mm
Depth on NS 35/7,5	65 mm
Depth on NS 35/15	72.5 mm

## Material specifications

Color	blue (RAL 5015)
Flammability rating according to UL 94	V0
Insulating material group	I
Insulating material	PA
Static insulating material application in cold	-60 °C
Relative insulation material temperature index (Elec., UL 746 B)	130 °C
Fire protection for rail vehicles (DIN EN 45545-2) R22	HL 1 - HL 3
Fire protection for rail vehicles (DIN EN 45545-2) R23	HL 1 - HL 3
Fire protection for rail vehicles (DIN EN 45545-2) R24	HL 1 - HL 3
Fire protection for rail vehicles (DIN EN 45545-2) R26	HL 1 - HL 3
Surface flammability NFPA 130 (ASTM E 162)	passed
Specific optical density of smoke NFPA 130 (ASTM E 662)	passed
Smoke gas toxicity NFPA 130 (SMP 800C)	passed

## Electrical tests

### Surge voltage test

Result	Test passed
--------	-------------

### Temperature-rise test

Requirement temperature-rise test	Increase in temperature ≤ 45 K
Result	Test passed
	Test passed
Short-time withstand current 4 mm <sup>2</sup>	0.48 kA
Result	Test passed

# UTT 4 BU - Double-level terminal block



3044791

<https://www.phoenixcontact.com/gb/products/3044791>

## Power-frequency withstand voltage

Test voltage setpoint	2 kV
Result	Test passed

## Mechanical properties

### Mechanical data

Open side panel	Yes
-----------------	-----

## Mechanical tests

### Mechanical strength

Result	Test passed
--------	-------------

### Attachment on the carrier

DIN rail/fixing support	NS 35
Test force setpoint	1 N
Result	Test passed

### Test for conductor damage and slackening

Rotation speed	10 rpm
Revolutions	135
Conductor cross-section/weight	0.14 mm <sup>2</sup> / 0.2 kg
	4 mm <sup>2</sup> / 0.9 kg
	6 mm <sup>2</sup> / 1.4 kg
Result	Test passed

## Environmental and real-life conditions

### Needle-flame test

Time of exposure	30 s
Result	Test passed

### Oscillation/broadband noise

Specification	DIN EN 50155 (VDE 0115-200):2018-05
Spectrum	Long life test category 2, bogie-mounted
Frequency	$f_1 = 5 \text{ Hz}$ to $f_2 = 250 \text{ Hz}$
ASD level	6.12 (m/s <sup>2</sup> ) <sup>2</sup> /Hz
Acceleration	3.12g
Test duration per axis	5 h
Test directions	X-, Y- and Z-axis

### Shocks

Specification	DIN EN 50155 (VDE 0115-200):2008-03
Pulse shape	Half-sine
Acceleration	30g
Shock duration	18 ms

# UTTB 4 BU - Double-level terminal block



3044791

<https://www.phoenixcontact.com/gb/products/3044791>

Number of shocks per direction	3
Test directions	X-, Y- and Z-axis (pos. and neg.)
Result	Test passed

## Ambient conditions

Ambient temperature (operation)	-60 °C ... 110 °C (Operating temperature range incl. self-heating; for max. short-term operating temperature, see RTI Elec.)
Ambient temperature (storage/transport)	-25 °C ... 60 °C (for a short time, not exceeding 24 h, -60 °C to +70 °C)
Ambient temperature (assembly)	-5 °C ... 70 °C
Ambient temperature (actuation)	-5 °C ... 70 °C
Permissible humidity (operation)	20 % ... 90 %
Permissible humidity (storage/transport)	30 % ... 70 %

## Standards and regulations

Connection in acc. with standard	IEC 60947-7-1
----------------------------------	---------------

## Mounting

Mounting type	NS 35/7,5
	NS 35/15

## Drawings

Circuit diagram



# UTT 4 BU - Double-level terminal block



3044791

<https://www.phoenixcontact.com/gb/products/3044791>

## Approvals

To download certificates, visit the product detail page: <https://www.phoenixcontact.com/gb/products/3044791>

### DNV

Approval ID: TAE00001S9



### CSA

Approval ID: 13631

	Nominal voltage $U_N$	Nominal current $I_N$	Cross section AWG	Cross section $\text{mm}^2$
B	300 V	30 A	26 - 10	-
C	300 V	30 A	26 - 10	-
D	600 V	5 A	26 - 10	-



### cULus Recognized

Approval ID: E60425



### cULus Recognized

Approval ID: E60425



### ATEX

Approval ID: KEMA06ATEX0017U



### cUL Recognized

Approval ID: E192998

	Nominal voltage $U_N$	Nominal current $I_N$	Cross section AWG	Cross section $\text{mm}^2$
B	300 V	30 A	26 - 10	-
C	300 V	30 A	26 - 10	-



### EAC Ex

Approval ID: KZ 7500525010101950



### IECEx


Approval ID: IECEx KEM 06.0013U


# UTT 4 BU - Double-level terminal block




3044791

<https://www.phoenixcontact.com/gb/products/3044791>

 <b>UL Recognized</b> Approval ID: E192998				
	Nominal voltage $U_N$	Nominal current $I_N$	Cross section AWG	Cross section $\text{mm}^2$
B	300 V	30 A	26 - 10	-
C	300 V	30 A	26 - 10	-

 <b>CCC</b> Approval ID: 2020322313000622	
---	--

 <b>UKCA-EX</b> Approval ID: DEKRA 21UKEX0305U	
--	--

# UTTB 4 BU - Double-level terminal block



3044791

<https://www.phoenixcontact.com/gb/products/3044791>

## Classifications

### ECLASS

ECLASS-13.0	27250102
ECLASS-15.0	27250102

### ETIM

ETIM 10.0	EC000897
-----------	----------

### UNSPSC

UNSPSC 21.0	39121400
-------------	----------

# UTTB 4 BU - Double-level terminal block



3044791

<https://www.phoenixcontact.com/gb/products/3044791>

## Environmental product compliance

### EU RoHS

Fulfills EU RoHS substance requirements	Yes
Exemption	6(c)

### China RoHS

Environment friendly use period (EFUP)	EFUP-50
	An article-related China RoHS declaration table can be found in the download area for the respective article under "Manufacturer declaration". For all articles with EFUP-E, no China RoHS declaration table issued and required.

### EU REACH SVHC

REACH candidate substance (CAS No.)	Lead(CAS: 7439-92-1)
SCIP	4f993fa4-fbc1-47e8-ac5b-67ad94655074

### EF3.1 Climate Change

CO2e kg	0.019 kg CO2e
---------	---------------

Phoenix Contact 2026 © - all rights reserved  
<https://www.phoenixcontact.com>

PHOENIX CONTACT Ltd  
Halesfield 13, Telford  
Shropshire, TF7 4PG  
01952 681700  
[info@phoenixcontact.co.uk](mailto:info@phoenixcontact.co.uk)