


UT 4 VT - Feed-through terminal block



3044607

<https://www.phoenixcontact.com/gb/products/3044607>

Please be informed that the data shown in this PDF document is generated from our online catalog. Please find the complete data in the user documentation. Our general terms of use for downloads are valid.



Feed-through terminal block, nom. voltage: 1000 V, nominal current: 32 A, number of connections: 2, connection method: Screw connection, Rated cross section: 4 mm², cross section: 0.14 mm² - 6 mm², mounting type: NS 35/7,5, NS 35/15, color: violet

Your advantages

- Globally recognized: Internationally proven screw connection
- Maintenance-free and vibration-resistant thanks to the patented Reakdyn principle
- Space savings and flexibility with the connection of two identical conductors
- Long-term stable connections with the use of high-quality materials
- Low self-heating due to high contact forces
- Full flexibility thanks to the standardized CLIPLINE complete bridging, marking, and testing accessories
- Vibration-resistant and maintenance-free conductor connection

Commercial data

| | |
|--------------------------------------|---------------|
| Item number | 3044607 |
| Packing unit | 50 pc |
| Minimum order quantity | 50 pc |
| Sales key | BE1111 |
| Product key | BE1111 |
| GTIN | 4017918977252 |
| Weight per piece (including packing) | 9.37 g |
| Weight per piece (excluding packing) | 8.842 g |
| Customs tariff number | 85369010 |
| Country of origin | DE |

UT 4 VT - Feed-through terminal block



3044607

<https://www.phoenixcontact.com/gb/products/3044607>

Technical data

Notes

General

| | |
|------|---|
| Note | With a free-hanging connection, an insulating foil has to be placed between the plug connection and electrically conductive surfaces. |
| | Current and voltage are determined by the plug used |

Product properties

| | |
|-----------------------|-----------------------------|
| Product type | Feed-through terminal block |
| Product family | UT |
| Number of connections | 2 |
| Number of rows | 1 |
| Potentials | 1 |

Insulation characteristics

| | |
|----------------------|-----|
| Overvoltage category | III |
| Degree of pollution | 3 |

Electrical properties

| | |
|---|--------|
| Rated surge voltage | 8 kV |
| Maximum power dissipation for nominal condition | 1.02 W |

Connection data

| | |
|---|--|
| Number of connections per level | 2 |
| Nominal cross section | 4 mm ² |
| Connection method | Screw connection |
| Screw thread | M3 |
| Tightening torque | 0.6 ... 0.8 Nm |
| Stripping length | 9 mm |
| Internal cylindrical gage | A4 |
| Connection in acc. with standard | IEC 60947-7-1 |
| Conductor cross-section rigid | 0.14 mm ² ... 6 mm ² |
| Cross section AWG | 26 ... 10 (converted acc. to IEC) |
| Conductor cross-section flexible | 0.14 mm ² ... 6 mm ² |
| Conductor cross-section, flexible [AWG] | 26 ... 10 (converted acc. to IEC) |
| Conductor cross-section flexible ultrasound-compressed | 0.34 mm ² ... 6 mm ² |
| Conductor cross-section, flexible [AWG] ultrasound-compressed | 22 ... 10 (converted acc. to IEC) |
| Conductor cross-section flexible (ferrule without plastic sleeve) | 0.25 mm ² ... 4 mm ² |
| Flexible conductor cross-section (ferrule with plastic sleeve) | 0.25 mm ² ... 4 mm ² |
| 2 conductors with same cross section, rigid | 0.14 mm ² ... 1.5 mm ² |
| 2 conductors with same cross section, flexible | 0.14 mm ² ... 1.5 mm ² |
| 2 conductors with same cross section, flexible, with ferrule | 0.25 mm ² ... 1.5 mm ² |

UT 4 VT - Feed-through terminal block



3044607

<https://www.phoenixcontact.com/gb/products/3044607>

| | |
|---|--|
| without plastic sleeve | |
| 2 conductors with the same cross section, flexible, with TWIN ferrule with plastic sleeve | 0.5 mm ² ... 2.5 mm ² |
| Nominal cross section | 4 mm ² |
| Nominal current | 32 A (with 4 mm ² conductor cross-section) |
| Maximum load current | 41 A (with 6 mm ² conductor cross-section) |
| Nominal voltage | 1000 V |
| Note | Note: Product releases, connection cross sections and notes on connecting aluminum cables can be found in the download area. |

Ex data

Rated data (ATEX/IECEX)

| | |
|--|---|
| Identification | Ⓔ II 2 GD Ex eb IIC Gb |
| Operating temperature range | -60 °C ... 110 °C |
| Ex-certified accessories | 3047028 D-UT 2,5/10 3047167 ATP-UT 1205053 SZS 0,6X3,5 3022276 CLIPFIX 35-5 3022218 CLIPFIX 35 |
| List of bridges | Plug-in bridge / FBS 2-6 / 3030336 Plug-in bridge / FBS 3-6 / 3030242 Plug-in bridge / FBS 4-6 / 3030255 Plug-in bridge / FBS 5-6 / 3030349 Plug-in bridge / FBS 10-6 / 3030271 Plug-in bridge / FBS 20-6 / 3030365 Plug-in bridge / FBS 50-6 / 3032224 |
| Bridge data | 27 A (4 mm ²) |
| Ex temperature increase | 40 K (33.3 A / 4 mm ²) |
| for bridging with bridge | 690 V |
| - At bridging between non-adjacent terminal blocks | 352 V |
| - At bridging between non-adjacent terminal blocks via PE terminal block | 275 V |
| - At cut-to-length bridging with cover | 220 V |
| - At cut-to-length bridging with partition plate | 275 V |
| Rated insulation voltage | 630 V |
| output | (Permanent) |

Ex level General

| | |
|----------------------|---------|
| Rated voltage | 690 V |
| Rated current | 30 A |
| Maximum load current | 38 A |
| Contact resistance | 0.26 mΩ |

Ex connection data General

| | |
|--------------|-------------------|
| Torque range | 0.6 Nm ... 0.8 Nm |
|--------------|-------------------|

UT 4 VT - Feed-through terminal block



3044607

<https://www.phoenixcontact.com/gb/products/3044607>

| | |
|---|--|
| Nominal cross section | 4 mm ² |
| Rated cross section AWG | 12 |
| Connection capacity rigid | 0.14 mm ² ... 6 mm ² |
| Connection capacity AWG | 26 ... 10 |
| Connection capacity flexible | 0.14 mm ² ... 4 mm ² |
| Connection capacity AWG | 26 ... 12 |
| 2 conductors with same cross section, solid | 0.14 mm ² ... 1.5 mm ² |
| 2 conductors with the same cross-section AWG rigid | 26 ... 16 |
| 2 conductors with same cross section, stranded | 0.14 mm ² ... 1.5 mm ² |
| 2 conductors with the same cross-section AWG flexible | 26 ... 16 |

Dimensions

| | |
|--------------------|---------|
| Width | 6.2 mm |
| End cover width | 2.2 mm |
| Height | 47.7 mm |
| Depth | 46.9 mm |
| Depth on NS 35/7,5 | 47.5 mm |
| Depth on NS 35/15 | 55 mm |

Material specifications

| | |
|--|-------------------|
| Color | violet (RAL 4005) |
| Flammability rating according to UL 94 | V0 |
| Insulating material group | I |
| Insulating material | PA |
| Static insulating material application in cold | -60 °C |
| Relative insulation material temperature index (Elec., UL 746 B) | 130 °C |
| Fire protection for rail vehicles (DIN EN 45545-2) R22 | HL 1 - HL 3 |
| Fire protection for rail vehicles (DIN EN 45545-2) R23 | HL 1 - HL 3 |
| Fire protection for rail vehicles (DIN EN 45545-2) R24 | HL 1 - HL 3 |
| Fire protection for rail vehicles (DIN EN 45545-2) R26 | HL 1 - HL 3 |
| Surface flammability NFPA 130 (ASTM E 162) | passed |
| Specific optical density of smoke NFPA 130 (ASTM E 662) | passed |
| Smoke gas toxicity NFPA 130 (SMP 800C) | passed |

Electrical tests

Surge voltage test

| | |
|-----------------------|-------------|
| Test voltage setpoint | 9.8 kV |
| Result | Test passed |

Temperature-rise test

| | |
|--|--------------------------------|
| Requirement temperature-rise test | Increase in temperature ≤ 45 K |
| Result | Test passed |
| | Test passed |
| Short-time withstand current 4 mm ² | 0.48 kA |

UT 4 VT - Feed-through terminal block



3044607

<https://www.phoenixcontact.com/gb/products/3044607>

| | |
|--|-------------|
| Short-time withstand current 6 mm ² | 0.72 kA |
| Result | Test passed |

Power-frequency withstand voltage

| | |
|-----------------------|-------------|
| Test voltage setpoint | 2.2 kV |
| Result | Test passed |

Mechanical properties

Mechanical data

| | |
|-----------------|-----|
| Open side panel | Yes |
|-----------------|-----|

Mechanical tests

Mechanical strength

| | |
|--------|-------------|
| Result | Test passed |
|--------|-------------|

Attachment on the carrier

| | |
|-------------------------|-------------|
| DIN rail/fixing support | NS 35 |
| Test force setpoint | 1 N |
| Result | Test passed |

Test for conductor damage and slackening

| | |
|--------------------------------|-------------------------------|
| Rotation speed | 10 rpm |
| Revolutions | 135 |
| Conductor cross-section/weight | 0.14 mm ² / 0.2 kg |
| | 4 mm ² / 0.9 kg |
| | 6 mm ² / 1.4 kg |
| Result | Test passed |

Environmental and real-life conditions

Needle-flame test

| | |
|------------------|-------------|
| Time of exposure | 30 s |
| Result | Test passed |

Oscillation/broadband noise

| | |
|------------------------|--|
| Specification | EN 50155:2021-07 |
| Spectrum | Long life test category 2, bogie-mounted |
| Frequency | f ₁ = 5 Hz to f ₂ = 250 Hz |
| ASD level | 6.12 (m/s ²) ² /Hz |
| Acceleration | 3.12g |
| Test duration per axis | 5 h |
| Test directions | X-, Y- and Z-axis |
| Result | Test passed |

Shocks

| | |
|---------------|-------------------------------------|
| Specification | DIN EN 50155 (VDE 0115-200):2008-03 |
|---------------|-------------------------------------|

UT 4 VT - Feed-through terminal block



3044607

<https://www.phoenixcontact.com/gb/products/3044607>

| | |
|--------------------------------|-----------------------------------|
| Pulse shape | Half-sine |
| Acceleration | 30g |
| Shock duration | 18 ms |
| Number of shocks per direction | 3 |
| Test directions | X-, Y- and Z-axis (pos. and neg.) |
| Result | Test passed |

Ambient conditions

| | |
|--|--|
| Ambient temperature (operation) | -60 °C ... 110 °C (Operating temperature range incl. self-heating; for max. short-term operating temperature, see RTI Elec.) |
| Ambient temperature (storage/transport) | -25 °C ... 60 °C (for a short time, not exceeding 24 h, -60 °C to +70 °C) |
| Ambient temperature (assembly) | -5 °C ... 70 °C |
| Ambient temperature (actuation) | -5 °C ... 70 °C |
| Permissible humidity (operation) | 20 % ... 90 % |
| Permissible humidity (storage/transport) | 30 % ... 70 % |

Standards and regulations

| | |
|----------------------------------|---------------|
| Connection in acc. with standard | IEC 60947-7-1 |
|----------------------------------|---------------|

Mounting

| | |
|---------------|-----------|
| Mounting type | NS 35/7,5 |
| | NS 35/15 |

UT 4 VT - Feed-through terminal block



3044607

<https://www.phoenixcontact.com/gb/products/3044607>

Drawings

Circuit diagram



UT 4 VT - Feed-through terminal block



3044607

<https://www.phoenixcontact.com/gb/products/3044607>

Approvals

To download certificates, visit the product detail page: <https://www.phoenixcontact.com/gb/products/3044607>

DNV

Approval ID: TAE00001S9



CSA

Approval ID: 13631



IECEE CB Scheme

Approval ID: DE1-63061_M1

| | Nominal voltage U_N | Nominal current I_N | Cross section AWG | Cross section mm^2 |
|-------|-----------------------|-----------------------|-------------------|----------------------|
| keine | | | | |
| | 1000 V | 32 A | - | 0.2 - 4 |



cULus Recognized

Approval ID: E60425

| | Nominal voltage U_N | Nominal current I_N | Cross section AWG | Cross section mm^2 |
|----------------------------|-----------------------|-----------------------|-------------------|----------------------|
| B | | | | |
| Factory wiring | 600 V | 40 A | 26 - 10 | - |
| | 600 V | 30 A | 26 - 10 | - |
| Multi-conductor connection | 600 V | 30 A | 26 - 14 | - |
| C | | | | |
| Factory wiring | 600 V | 40 A | 26 - 10 | - |
| | 600 V | 30 A | 26 - 10 | - |
| Multi-conductor connection | 600 V | 30 A | 26 - 14 | - |



LR

Approval ID: LR24100022TA



VDE approval of drawings

Approval ID: 40013658

| | Nominal voltage U_N | Nominal current I_N | Cross section AWG | Cross section mm^2 |
|-------|-----------------------|-----------------------|-------------------|----------------------|
| keine | | | | |
| | 1000 V | 32 A | - | 0.2 - 4 |



CSA


Approval ID: 13631


UT 4 VT - Feed-through terminal block





3044607


<https://www.phoenixcontact.com/gb/products/3044607>


|  ATEX Approval ID: KEMA04ATEX2048U | | | | |
|---|-----------------------|-----------------------|-------------------|----------------------|
| | Nominal voltage U_N | Nominal current I_N | Cross section AWG | Cross section mm^2 |
| keine | | | | |
| Only flexible conductors | 690 V | 30 A | - | 0.14 - 4 |
| Only rigid conductors | 690 V | 38 A | - | 0.14 - 6 |

|  cUL Recognized Approval ID: E192998 | | | | |
|---|-----------------------|-----------------------|-------------------|----------------------|
| | Nominal voltage U_N | Nominal current I_N | Cross section AWG | Cross section mm^2 |
| B | | | | |
| | 600 V | 30 A | 26 - 10 | - |
| C | | | | |
| | 600 V | 30 A | 26 - 10 | - |

|  EAC Ex Approval ID: KZ 7500525010101950 | | | | |
|---|--|--|--|--|
|---|--|--|--|--|

|  IECEX Approval ID: IECEX KEM 06.0027U | | | | |
|---|-----------------------|-----------------------|-------------------|----------------------|
| | Nominal voltage U_N | Nominal current I_N | Cross section AWG | Cross section mm^2 |
| keine | | | | |
| Only flexible conductors | 690 V | 30 A | - | 0.14 - 4 |
| Only rigid conductors | 690 V | 38 A | - | 0.14 - 6 |

|  UL Recognized Approval ID: E192998 | | | | |
|--|-----------------------|-----------------------|-------------------|----------------------|
| | Nominal voltage U_N | Nominal current I_N | Cross section AWG | Cross section mm^2 |
| B | | | | |
| | 600 V | 30 A | 26 - 10 | - |
| C | | | | |
| | 600 V | 30 A | 26 - 10 | - |

|  CCC Approval ID: 2020322313000622 | | | | |
|---|--|--|--|--|
|---|--|--|--|--|

UT 4 VT - Feed-through terminal block

3044607

<https://www.phoenixcontact.com/gb/products/3044607>



UKCA-EX

Approval ID: DEKRA 21UKEX0304U

UT 4 VT - Feed-through terminal block



3044607

<https://www.phoenixcontact.com/gb/products/3044607>

Classifications

ECLASS

| | |
|-------------|----------|
| ECLASS-13.0 | 27250101 |
| ECLASS-15.0 | 27250101 |

ETIM

| | |
|-----------|----------|
| ETIM 10.0 | EC000897 |
|-----------|----------|

UNSPSC

| | |
|-------------|----------|
| UNSPSC 21.0 | 39121400 |
|-------------|----------|

UT 4 VT - Feed-through terminal block



3044607

<https://www.phoenixcontact.com/gb/products/3044607>

Environmental product compliance

EU RoHS

| | |
|---|------|
| Fulfills EU RoHS substance requirements | Yes |
| Exemption | 6(c) |

China RoHS

| | |
|--|---|
| Environment friendly use period (EFUP) | EFUP-50 |
| | An article-related China RoHS declaration table can be found in the download area for the respective article under "Manufacturer declaration". For all articles with EFUP-E, no China RoHS declaration table issued and required. |

EU REACH SVHC

| | |
|-------------------------------------|--------------------------------------|
| REACH candidate substance (CAS No.) | Lead(CAS: 7439-92-1) |
| SCIP | a06a516e-0cd1-4683-9a4a-0b49fdefdbf0 |

EF3.1 Climate Change

| | |
|---------|---------------|
| CO2e kg | 0.028 kg CO2e |
|---------|---------------|

Phoenix Contact 2026 © - all rights reserved
<https://www.phoenixcontact.com>

PHOENIX CONTACT Ltd
Halesfield 13, Telford
Shropshire, TF7 4PG
01952 681700
info@phoenixcontact.co.uk