

ST 4-HESI (5X20) GY/GY - Fuse modular terminal block



3039890

<https://www.phoenixcontact.com/gb/products/3039890>

Please be informed that the data shown in this PDF document is generated from our online catalog. Please find the complete data in the user documentation. Our general terms of use for downloads are valid.



Fuse modular terminal block, fuse type: Glass / ceramics / ..., fuse type: G / 5 x 20, nom. voltage: 500 V, nominal current: 6.3 A, connection method: Spring-cage connection, 1 level, Rated cross section: 1 mm², cross section: 0.08 mm²- 6 mm², mounting type: NS 35/7,5, NS 35/15, color: gray

Your advantages

- Simple wiring of very small, flexible conductors
- Easy integration and replacement of fuses with the lever element
- Easy checking of the fuses with integrated test pick-offs
- Enables one-handed wiring
- Reliable vibration resistance thanks to spring-loaded contact elements
- Full flexibility thanks to the standardized CLIPLINE complete bridging, marking, and testing accessories

Commercial data

Item number	3039890
Packing unit	50 pc
Minimum order quantity	50 pc
Sales key	BE2134
Product key	BE2134
GTIN	4017918936822
Weight per piece (including packing)	15.53 g
Weight per piece (excluding packing)	14.7 g
Customs tariff number	85369095
Country of origin	TR

ST 4-HESI (5X20) GY/GY - Fuse modular terminal block



3039890

<https://www.phoenixcontact.com/gb/products/3039890>

Technical data

Notes

Order information:	Fuse-link not supplied as standard
--------------------	------------------------------------

Product properties

Product type	Fuse terminal block
Number of connections	2
Number of rows	1
Potentials	1

Insulation characteristics

Overvoltage category	III
Degree of pollution	3

Electrical properties

Fuse type	Glass / ceramics / ...
Rated surge voltage	6 kV
Maximum power dissipation for nominal condition	1.02 W
Fuse	G / 5 x 20
Maximum power dissipation	max. 1.6 W (with single arrangement of the fuse terminal block in the event of overload)
	max. 1.6 W (With interconnected arrangement of several fuse terminal blocks in the event of overload)
	max. 4 W (with single arrangement of the fuse terminal block in the event of a short-circuit)
	max. 2.5 W (With interconnected arrangement of several fuse terminal blocks in the event of a short-circuit)

Connection data

Number of connections per level	2
Nominal cross section	4 mm ²

1 level

Connection method	Spring-cage connection
Stripping length	8 mm ... 10 mm
Internal cylindrical gage	A4
Connection in acc. with standard	IEC 60947-7-3
Conductor cross-section rigid	0.08 mm ² ... 6 mm ²
Cross section AWG	28 ... 10 (converted acc. to IEC)
Conductor cross-section flexible	0.08 mm ² ... 4 mm ²
Conductor cross-section, flexible [AWG]	28 ... 14 (converted acc. to IEC)
Conductor cross-section flexible ultrasound-compressed	0.34 mm ² ... 6 mm ²
Conductor cross-section, flexible [AWG] ultrasound-compressed	22 ... 10 (converted acc. to IEC)
Conductor cross-section flexible (ferrule without plastic sleeve)	0.14 mm ² ... 4 mm ²
Flexible conductor cross-section (ferrule with plastic sleeve)	0.14 mm ² ... 4 mm ²

ST 4-HESI (5X20) GY/GY - Fuse modular terminal block



3039890

<https://www.phoenixcontact.com/gb/products/3039890>

2 conductors with the same cross section, flexible, with TWIN ferrule with plastic sleeve	0.5 mm ² ... 1 mm ²
Nominal cross section	1 mm ²
Nominal current	6.3 A
Maximum load current	6.3 A (the current is determined by the fuse used)
Nominal voltage	500 V

Dimensions

Width	6.2 mm
Height	61.5 mm
Depth on NS 35/7,5	62.5 mm
Depth on NS 35/15	70 mm

Material specifications

Color	gray (RAL 7042)
Flammability rating according to UL 94	V0
Insulating material group	I
Insulating material	PA
Static insulating material application in cold	-60 °C
Temperature index of insulation material (DIN EN 60216-1 (VDE 0304-21))	130 °C
Relative insulation material temperature index (Elec., UL 746 B)	130 °C
Fire protection for rail vehicles (DIN EN 45545-2) R22	HL 1 - HL 3
Fire protection for rail vehicles (DIN EN 45545-2) R23	HL 1 - HL 3
Fire protection for rail vehicles (DIN EN 45545-2) R24	HL 1 - HL 3
Fire protection for rail vehicles (DIN EN 45545-2) R26	HL 1 - HL 3
Calorimetric heat release NFPA 130 (ASTM E 1354)	28 MJ/kg
Surface flammability NFPA 130 (ASTM E 162)	passed
Specific optical density of smoke NFPA 130 (ASTM E 662)	passed
Smoke gas toxicity NFPA 130 (SMP 800C)	passed

Mechanical properties

Mechanical data

Open side panel	No
-----------------	----

Environmental and real-life conditions

Needle-flame test

Time of exposure	30 s
Result	Test passed

Oscillation/broadband noise

Spectrum	Long life test category 2, bogie-mounted
Frequency	5 - 250 Hz
ASD level	6.12 (m/s ²)/Hz

ST 4-HESI (5X20) GY/GY - Fuse modular terminal block



3039890

<https://www.phoenixcontact.com/gb/products/3039890>

Acceleration	3.12g
Test duration per axis	5 h
Test directions	X-, Y- and Z-axis
Result	Test passed

Shocks

Pulse shape	Half-sine
Acceleration	30g
Shock duration	18 ms
Number of shocks per direction	3
Test directions	X-, Y- and Z-axis (pos. and neg.)
Result	Test passed

Ambient conditions

Ambient temperature (operation)	-60 °C ... 110 °C (Operating temperature range incl. self-heating; for max. short-term operating temperature, see RTI Elec.)
Ambient temperature (storage/transport)	-25 °C ... 60 °C (for a short time, not exceeding 24 h, -60 °C to +70 °C)
Ambient temperature (assembly)	-5 °C ... 70 °C
Ambient temperature (actuation)	-5 °C ... 70 °C
Permissible humidity (operation)	20 % ... 90 %
Permissible humidity (storage/transport)	30 % ... 70 %

Standards and regulations

Connection in acc. with standard	IEC 60947-7-3
----------------------------------	---------------

Mounting

Mounting type	NS 35/7,5
	NS 35/15

ST 4-HESI (5X20) GY/GY - Fuse modular terminal block

3039890

<https://www.phoenixcontact.com/gb/products/3039890>

Drawings

Application drawing



Fuse terminal blocks in interconnected arrangement,
block consisting of 5 fuse terminal blocks

ST 4-HESI (5X20) GY/GY - Fuse modular terminal block

3039890

<https://www.phoenixcontact.com/gb/products/3039890>

Application drawing



Fuse terminal block in single arrangement,
block consisting of one fuse terminal block and 4 feed-through terminal blocks

ST 4-HESI (5X20) GY/GY - Fuse modular terminal block



3039890

<https://www.phoenixcontact.com/gb/products/3039890>

Circuit diagram



ST 4-HESI (5X20) GY/GY - Fuse modular terminal block





3039890

<https://www.phoenixcontact.com/gb/products/3039890>


Approvals


To download certificates, visit the product detail page: <https://www.phoenixcontact.com/gb/products/3039890>

 CSA Approval ID: 13631				
	Nominal voltage U_N	Nominal current I_N	Cross section AWG	Cross section mm^2
B	300 V	10 A	28 - 10	-
C	300 V	10 A	28 - 10	-

 IECEE CB Scheme Approval ID: NL-65055				
	Nominal voltage U_N	Nominal current I_N	Cross section AWG	Cross section mm^2
keine	500 V	6.3 A	-	0.08 - 4

 EAC Approval ID: RU C-DE.BL08.B.00644				
---	--	--	--	--

 cULus Recognized Approval ID: E60425				
	Nominal voltage U_N	Nominal current I_N	Cross section AWG	Cross section mm^2
B	300 V	10 A	28 - 10	-
D	300 V	10 A	28 - 10	-

 KEMA-KEUR Approval ID: 71-113330				
	Nominal voltage U_N	Nominal current I_N	Cross section AWG	Cross section mm^2
keine	500 V	6.3 A	-	0.08 - 4

 EAC Approval ID: KZ7500651131219505				
---	--	--	--	--

ST 4-HESI (5X20) GY/GY - Fuse modular terminal block



3039890

<https://www.phoenixcontact.com/gb/products/3039890>

Classifications

ECLASS

ECLASS-13.0	27250113
ECLASS-15.0	27250113

ETIM

ETIM 10.0	EC000899
-----------	----------

UNSPSC

UNSPSC 21.0	39121400
-------------	----------

ST 4-HESI (5X20) GY/GY - Fuse modular terminal block



3039890

<https://www.phoenixcontact.com/gb/products/3039890>

Environmental product compliance

EU RoHS

Fulfills EU RoHS substance requirements	Yes, No exemptions
---	--------------------

China RoHS

Environment friendly use period (EFUP)	EFUP-E
	No hazardous substances above the limits

EU REACH SVHC

REACH candidate substance (CAS No.)	No substance above 0.1 wt%
-------------------------------------	----------------------------

EF3.1 Climate Change

CO2e kg	0.226 kg CO2e
---------	---------------

Phoenix Contact 2026 © - all rights reserved
<https://www.phoenixcontact.com>

PHOENIX CONTACT Ltd
Halesfield 13, Telford
Shropshire, TF7 4PG
01952 681700
info@phoenixcontact.co.uk