


ST 2,5-QUATTRO RD - Feed-through terminal block



3037410

<https://www.phoenixcontact.com/gb/products/3037410>

Please be informed that the data shown in this PDF document is generated from our online catalog. Please find the complete data in the user documentation. Our general terms of use for downloads are valid.



Feed-through terminal block, nom. voltage: 800 V, nominal current: 24 A, number of connections: 4, connection method: Spring-cage connection, Rated cross section: 2.5 mm², cross section: 0.08 mm² - 4 mm², mounting type: NS 35/7,5, NS 35/15, color: red

Your advantages

- Simple wiring of very small, flexible conductors
- Enables one-handed wiring
- No restriction on cross-sections when using conductors with ferrules
- Reliable vibration resistance thanks to spring-loaded contact elements
- Compact wiring of three conductors in a single terminal block
- Full flexibility thanks to the standardized CLIPLINE complete bridging, marking, and testing accessories

Commercial data

| | |
|--------------------------------------|---------------|
| Item number | 3037410 |
| Packing unit | 50 pc |
| Minimum order quantity | 50 pc |
| Sales key | BE2113 |
| Product key | BE2113 |
| GTIN | 4017918603892 |
| Weight per piece (including packing) | 9.63 g |
| Weight per piece (excluding packing) | 8.9 g |
| Customs tariff number | 85369010 |
| Country of origin | DE |

ST 2,5-QUATTRO RD - Feed-through terminal block



3037410

<https://www.phoenixcontact.com/gb/products/3037410>

Technical data

Notes

General

| | |
|------|--|
| Note | The max. load current must not be exceeded by the total current of all connected conductors. |
|------|--|

Product properties

| | |
|-----------------------|--------------------------------|
| Product type | Multi-conductor terminal block |
| Product family | ST |
| Number of connections | 4 |
| Number of rows | 1 |
| Potentials | 1 |

Insulation characteristics

| | |
|----------------------|-----|
| Overvoltage category | III |
| Degree of pollution | 3 |

Electrical properties

| | |
|---|--------|
| Rated surge voltage | 8 kV |
| Maximum power dissipation for nominal condition | 0.77 W |

Connection data

| | |
|---|---|
| Number of connections per level | 4 |
| Nominal cross section | 2.5 mm ² |
| Connection method | Spring-cage connection |
| Stripping length | 8 mm ... 10 mm |
| Internal cylindrical gage | A3 |
| Connection in acc. with standard | IEC 60947-7-1 |
| Conductor cross-section rigid | 0.08 mm ² ... 4 mm ² |
| Cross section AWG | 28 ... 12 (converted acc. to IEC) |
| Conductor cross-section flexible | 0.08 mm ² ... 2.5 mm ² |
| Conductor cross-section, flexible [AWG] | 28 ... 14 (converted acc. to IEC) |
| Conductor cross-section flexible ultrasound-compressed | 0.34 mm ² ... 4 mm ² |
| Conductor cross-section, flexible [AWG] ultrasound-compressed | 22 ... 12 (converted acc. to IEC) |
| Conductor cross-section flexible (ferrule without plastic sleeve) | 0.14 mm ² ... 2.5 mm ² |
| Flexible conductor cross-section (ferrule with plastic sleeve) | 0.14 mm ² ... 2.5 mm ² |
| 2 conductors with the same cross section, flexible, with TWIN ferrule with plastic sleeve | 0.5 mm ² |
| Nominal cross section | 2.5 mm ² |
| Nominal current | 24 A |
| Maximum load current | 28 A (with 4 mm ² conductor cross-section) |
| Nominal voltage | 800 V |

ST 2,5-QUATTRO RD - Feed-through terminal block



3037410

<https://www.phoenixcontact.com/gb/products/3037410>

Ex data

Rated data (ATEX/IECEX)

| | |
|--|--|
| Identification | ⊕ II 2 GD Ex eb IIC Gb |
| Operating temperature range | -60 °C ... 85 °C |
| Ex-certified accessories | 3030514 D-ST 2,5-QUATTRO 3030815 ATP-ST QUATTRO 3036602 DS-ST 2,5 1204517 SZF 1-0,6X3,5 3022276 CLIPFIX 35-5 3022218 CLIPFIX 35 |
| List of bridges | Plug-in bridge / FBS 2-5 / 3030161 Plug-in bridge / FBS 3-5 / 3030174 Plug-in bridge / FBS 4-5 / 3030187 Plug-in bridge / FBS 5-5 / 3030190 Plug-in bridge / FBS 10-5 / 3030213 Plug-in bridge / FBS 20-5 / 3030226 |
| Bridge data | 21.5 A (2.5 mm ²) |
| Ex temperature increase for bridging with bridge | 40 K (24.2 A / 2.5 mm ²) 550 V |
| - At bridging between non-adjacent terminal blocks | 352 V |
| - At bridging between non-adjacent terminal blocks via PE terminal block | 352 V |
| - At cut-to-length bridging with cover | 220 V |
| - At cut-to-length bridging with partition plate | 275 V |
| Rated insulation voltage | 500 V |
| output | (Permanent) |

Ex level General

| | |
|----------------------|---------|
| Rated voltage | 550 V |
| Rated current | 22 A |
| Maximum load current | 26 A |
| Contact resistance | 1.17 mΩ |

Ex connection data General

| | |
|------------------------------|--|
| Nominal cross section | 2.5 mm ² |
| Rated cross section AWG | 14 |
| Connection capacity rigid | 0.08 mm ² ... 4 mm ² |
| Connection capacity AWG | 28 ... 12 |
| Connection capacity flexible | 0.08 mm ² ... 2.5 mm ² |
| Connection capacity AWG | 28 ... 14 |

Dimensions

| | |
|-----------------|--------|
| Width | 5.2 mm |
| End cover width | 2.2 mm |

ST 2,5-QUATTRO RD - Feed-through terminal block



3037410

<https://www.phoenixcontact.com/gb/products/3037410>

| | |
|--------------------|---------|
| Height | 72 mm |
| Depth on NS 35/7,5 | 36.5 mm |
| Depth on NS 35/15 | 44 mm |

Material specifications

| | |
|--|----------------|
| Color | red (RAL 3001) |
| Flammability rating according to UL 94 | V0 |
| Insulating material group | I |
| Insulating material | PA |
| Static insulating material application in cold | -60 °C |
| Relative insulation material temperature index (Elec., UL 746 B) | 125 °C |

Electrical tests

| | |
|--|-------------|
| Short-time withstand current 2.5 mm ² | 0.3 kA |
| Short-time withstand current 4 mm ² | 0.48 kA |
| Result | Test passed |

Mechanical properties

Mechanical data

| | |
|-----------------|-----|
| Open side panel | Yes |
|-----------------|-----|

Mechanical tests

Test for conductor damage and slackening

| | |
|--------------------------------|-------------------------------|
| Rotation speed | 10 rpm |
| Revolutions | 135 |
| Conductor cross-section/weight | 0.08 mm ² / 0.1 kg |
| | 2.5 mm ² / 0.7 kg |
| | 4 mm ² / 0.9 kg |
| Result | Test passed |

Environmental and real-life conditions

Aging

| | |
|--------|-------------|
| Result | Test passed |
|--------|-------------|

Needle-flame test

| | |
|------------------|------|
| Time of exposure | 30 s |
|------------------|------|

Oscillation/broadband noise

| | |
|------------------------|--|
| Specification | DIN EN 50155 (VDE 0115-200):2018-05 |
| Spectrum | Long life test category 2, bogie-mounted |
| Frequency | f ₁ = 5 Hz to f ₂ = 250 Hz |
| ASD level | 6.12 (m/s ²) ² /Hz |
| Acceleration | 3.12g |
| Test duration per axis | 5 h |

ST 2,5-QUATTRO RD - Feed-through terminal block



3037410

<https://www.phoenixcontact.com/gb/products/3037410>

| | |
|-----------------|-------------------|
| Test directions | X-, Y- and Z-axis |
| Result | Test passed |

Shocks

| | |
|--------------------------------|-------------------------------------|
| Specification | DIN EN 50155 (VDE 0115-200):2018-05 |
| Pulse shape | Half-sine |
| Acceleration | 5g |
| Shock duration | 30 ms |
| Number of shocks per direction | 3 |
| Test directions | X-, Y- and Z-axis (pos. and neg.) |
| Result | Test passed |

Ambient conditions

| | |
|--|--|
| Ambient temperature (operation) | -60 °C ... 110 °C (Operating temperature range incl. self-heating; for max. short-term operating temperature, see RTI Elec.) |
| Ambient temperature (storage/transport) | -25 °C ... 60 °C (for a short time, not exceeding 24 h, -60 °C to +70 °C) |
| Ambient temperature (assembly) | -5 °C ... 70 °C |
| Ambient temperature (actuation) | -5 °C ... 70 °C () |
| Permissible humidity (operation) | 20 % ... 90 % |
| Permissible humidity (storage/transport) | 30 % ... 70 % |

Standards and regulations

| | |
|----------------------------------|---------------|
| Connection in acc. with standard | IEC 60947-7-1 |
|----------------------------------|---------------|

Mounting

| | |
|---------------|-----------|
| Mounting type | NS 35/7,5 |
| | NS 35/15 |

ST 2,5-QUATTRO RD - Feed-through terminal block



3037410

<https://www.phoenixcontact.com/gb/products/3037410>

Drawings

Circuit diagram



ST 2,5-QUATTRO RD - Feed-through terminal block



3037410


<https://www.phoenixcontact.com/gb/products/3037410>


Approvals


To download certificates, visit the product detail page: <https://www.phoenixcontact.com/gb/products/3037410>

|  CSA Approval ID: 13631 | | | | |
|--|-----------------------|-----------------------|-------------------|----------------------|
| | Nominal voltage U_N | Nominal current I_N | Cross section AWG | Cross section mm^2 |
| B | 600 V | 20 A | 28 - 12 | - |
| C | 600 V | 20 A | 28 - 12 | - |


|  IECEE CB Scheme Approval ID: DE1-66179_A1 | | | | |
|---|-----------------------|-----------------------|-------------------|----------------------|
| | Nominal voltage U_N | Nominal current I_N | Cross section AWG | Cross section mm^2 |
| keine | 800 V | 24 A | - | 0.2 - 2.5 |

|  NK Approval ID: 09 ME 140 | | | | |
|---|--|--|--|--|
|---|--|--|--|--|

|  VDE Zeichengenehmigung Approval ID: 40009033 | | | | |
|--|-----------------------|-----------------------|-------------------|----------------------|
| | Nominal voltage U_N | Nominal current I_N | Cross section AWG | Cross section mm^2 |
| keine | 800 V | 24 A | - | 0.2 - 2.5 |

|  cULus Recognized Approval ID: E60425 | | | | |
|--|-----------------------|-----------------------|-------------------|----------------------|
| | Nominal voltage U_N | Nominal current I_N | Cross section AWG | Cross section mm^2 |
| B | 600 V | 20 A | 28 - 12 | - |
| C | 600 V | 20 A | 28 - 12 | - |

| DNV Approval ID: TAE00001CS | | | | |
|---------------------------------------|--|--|--|--|
|---------------------------------------|--|--|--|--|

|  ATEX Approval ID: KEMA00ATEX2052U | | | | |
|---|--|--|--|--|
|---|--|--|--|--|

ST 2,5-QUATTRO RD - Feed-through terminal block



3037410

<https://www.phoenixcontact.com/gb/products/3037410>

| | Nominal voltage U_N | Nominal current I_N | Cross section AWG | Cross section mm^2 |
|--------------------------|-----------------------|-----------------------|-------------------|-----------------------------|
| keine | | | | |
| Only flexible conductors | 550 V | 22 A | - | 0.08 - 2.5 |
| Only rigid conductors | 550 V | 26 A | - | 0.08 - 4 |



EAC Ex

Approval ID: KZ 7500525010101950



IEC Ex

Approval ID: IECEx KEM 06.0051U

| | Nominal voltage U_N | Nominal current I_N | Cross section AWG | Cross section mm^2 |
|--------------------------|-----------------------|-----------------------|-------------------|-----------------------------|
| keine | | | | |
| Only flexible conductors | 550 V | 22 A | - | 0.08 - 2.5 |
| Only rigid conductors | 550 V | 26 A | - | 0.08 - 4 |



CCC

Approval ID: 2020322313000621



UKCA-EX

Approval ID: DEKRA 21UKEX0300U

ST 2,5-QUATTRO RD - Feed-through terminal block



3037410

<https://www.phoenixcontact.com/gb/products/3037410>

Classifications

ECLASS

| | |
|-------------|----------|
| ECLASS-13.0 | 27250101 |
| ECLASS-15.0 | 27250101 |

ETIM

| | |
|-----------|----------|
| ETIM 10.0 | EC000897 |
|-----------|----------|

UNSPSC

| | |
|-------------|----------|
| UNSPSC 21.0 | 39121400 |
|-------------|----------|

ST 2,5-QUATTRO RD - Feed-through terminal block



3037410

<https://www.phoenixcontact.com/gb/products/3037410>

Environmental product compliance

EU RoHS

| | |
|---|--------------------|
| Fulfills EU RoHS substance requirements | Yes, No exemptions |
|---|--------------------|

China RoHS

| | |
|--|--|
| Environment friendly use period (EFUP) | EFUP-E |
| | No hazardous substances above the limits |

EU REACH SVHC

| | |
|-------------------------------------|----------------------------|
| REACH candidate substance (CAS No.) | No substance above 0.1 wt% |
|-------------------------------------|----------------------------|

EF3.1 Climate Change

| | |
|---------|---------------|
| CO2e kg | 0.054 kg CO2e |
|---------|---------------|

Phoenix Contact 2026 © - all rights reserved
<https://www.phoenixcontact.com>

PHOENIX CONTACT Ltd
Halesfield 13, Telford
Shropshire, TF7 4PG
01952 681700
info@phoenixcontact.co.uk