P-FU 5X20 LED 24 - Fuse plug

3036819

https://www.phoenixcontact.com/gb/products/3036819

Please be informed that the data shown in this PDF document is generated from our online catalog. Please find the complete data in the user documentation. Our general terms of use for downloads are valid.



Fuse plug, nom. voltage: 24 V, nominal current: 6.3 A, fuse type: G / 5 x 20, mounting type: Plug-in mounting, color: black

Your advantages

- Large-surface labeling option
- Test contacts on both sides of the fuse
- Versions with bipolar error display
- Can be used for overload/short-circuit protection

Commercial data

Item number	3036819
Packing unit	10 pc
Minimum order quantity	10 pc
Sales key	BE2Z3X
Product key	BE2Z3X
GTIN	4017918943905
Weight per piece (including packing)	4.2 g
Weight per piece (excluding packing)	4.07 g
Customs tariff number	85369095
Country of origin	PL

Technical data

Notes

Notes on operation	Prior to replacing the cartridge fuse, disconnect the fuse connector from the basic terminal block.

Product properties

Product type	Fuse
Potentials	1

Insulation characteristics

Degree of pollution	3

Electrical properties

Fuse	G / 5 x 20
LED voltage range	12 V AC/DC ... 30 V AC/DC
LED current range	0.31 mA ... 0.95 mA

Input data

LED voltage range	12 V AC/DC ... 30 V AC/DC

Connection data

Nominal current	6.3 A (the current is determined by the fuse used)
Maximum load current	6.3 A (the current is determined by the fuse used)
Nominal voltage	24 V (The voltage is determined by the fuse or selected LED display)

Dimensions

Width	6.2 mm
Height	28 mm
Depth	25 mm
Length	28 mm

Material specifications

Color	black (RAL 9005)
Flammability rating according to UL 94	V0
Insulating material	PA
Static insulating material application in cold	-60 °C
Relative insulation material temperature index (Elec., UL 746 B)	130 °C
Fire protection for rail vehicles (DIN EN 45545-2) R22	HL 1 - HL 3
Fire protection for rail vehicles (DIN EN 45545-2) R23	HL 1 - HL 3
Fire protection for rail vehicles (DIN EN 45545-2) R24	HL 1 - HL 3
Fire protection for rail vehicles (DIN EN 45545-2) R26	HL 1 - HL 3
Surface flammability NFPA 130 (ASTM E 162)	passed
Specific optical density of smoke NFPA 130 (ASTM E 662)	passed

Smoke gas toxicity NFPA 130 (SMP 800C)	passed

Environmental and real-life conditions

Ambient conditions

Ambient temperature (operation)	-60 °C ... 110 °C (Operating temperature range incl. self-heating; for max. short-term operating temperature, see RTI Elec.)
Ambient temperature (storage/transport)	-25 °C ... 60 °C (for a short time, not exceeding 24 h, -60 °C to +70 °C)
Ambient temperature (assembly)	-5 °C ... 70 °C
Ambient temperature (actuation)	-5 °C ... 70 °C
Permissible humidity (operation)	20 % ... 90 %
Permissible humidity (storage/transport)	30 % ... 70 %

Mounting

Mounting type	Plug-in mounting

Drawings

Application drawing

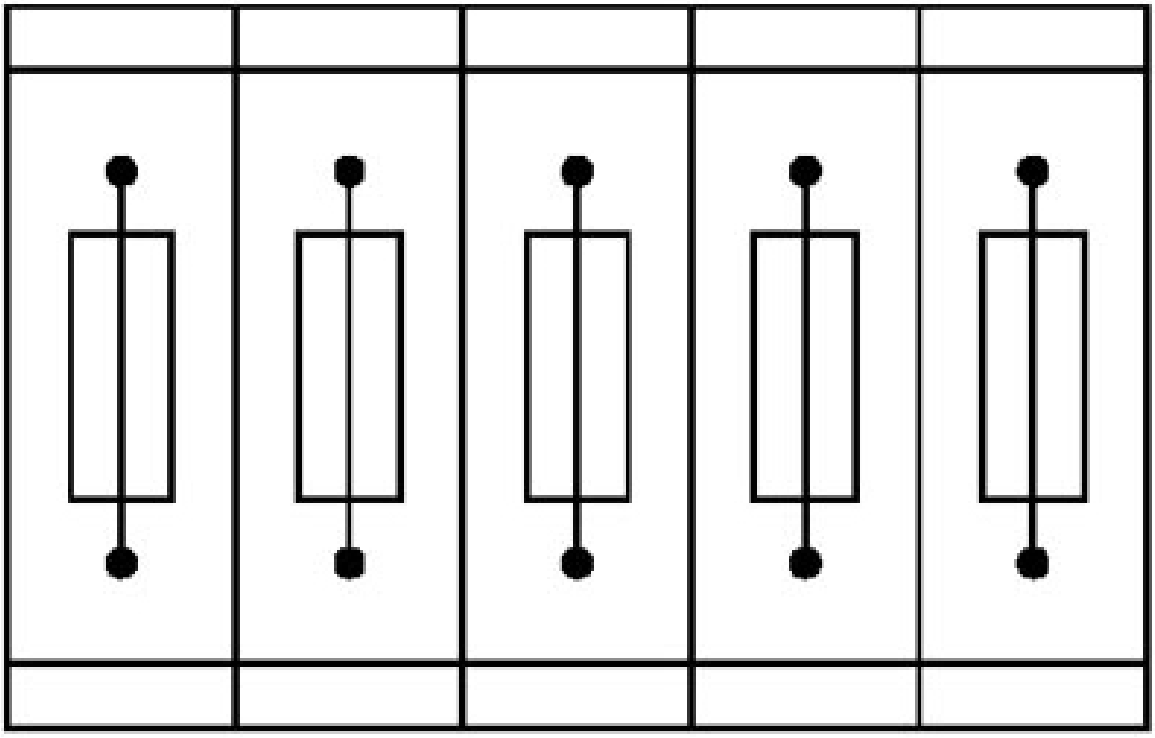

Fuse terminal blocks in interconnected arrangement,
block consisting of 5 fuse terminal blocks

Application drawing

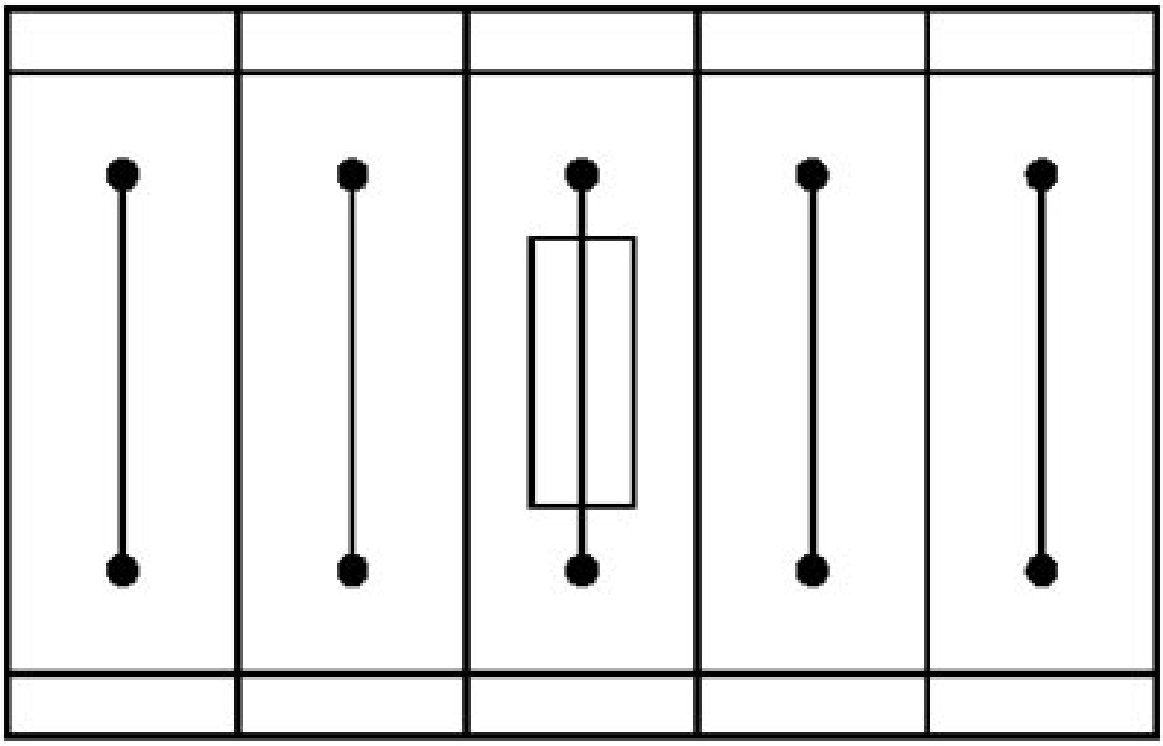

Fuse terminal block in single arrangement,
block consisting of one fuse terminal block and 4 feed-through terminal blocks

Circuit diagram

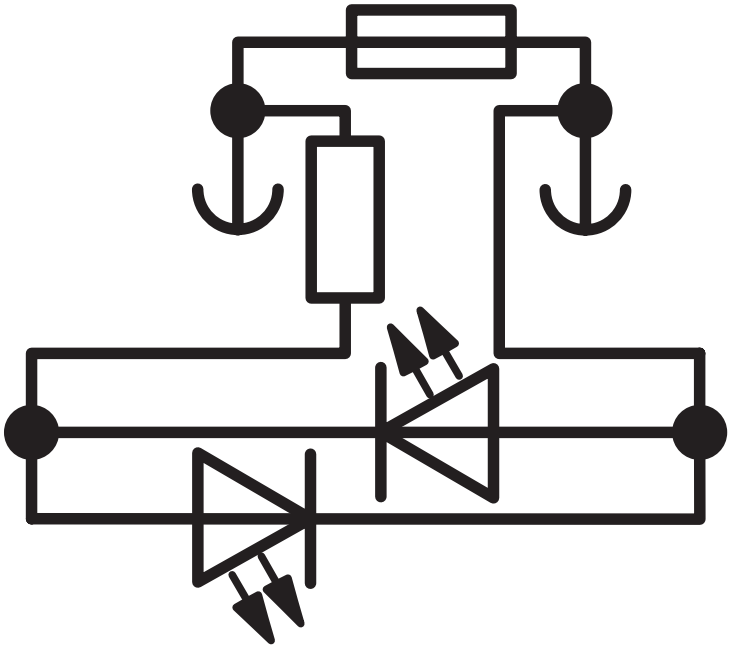

Approvals

To download certificates, visit the product detail page: https://www.phoenixcontact.com/gb/products/3036819

CSA
Approval ID: 158887

	Nominal voltage U_N	Nominal current I_N	Cross section AWG	Cross section mm^2
keine				
	300 V	10 A	-	-

EAC
Approval ID: RU C-DE.BL08.B.00714

cULus Recognized
Approval ID: E60425

	Nominal voltage U_N	Nominal current I_N	Cross section AWG	Cross section mm^2
keine				
	300 V	10 A	-	-

CSA
Approval ID: 158887

	Nominal voltage U_N	Nominal current I_N	Cross section AWG	Cross section mm^2
keine				
	24 V	10 A	-	-

Classifications

ECLASS

ECLASS-13.0	27250305
ECLASS-15.0	27250305

ETIM

ETIM 10.0	EC002018

UNSPSC

UNSPSC 21.0	39121600

Environmental product compliance

EU RoHS

Fulfills EU RoHS substance requirements	Yes, No exemptions

China RoHS

Environment friendly use period (EFUP)	EFUP-E
	No hazardous substances above the limits

EU REACH SVHC

REACH candidate substance (CAS No.)	No substance above 0.1 wt%

EF3.1 Climate Change

CO2e kg	0.021 kg CO2e

Phoenix Contact 2026 © - all rights reserved
https://www.phoenixcontact.com

PHOENIX CONTACT Ltd
Halesfield 13, Telford
Shropshire, TF7 4PG
01952 681700
info@phoenixcontact.co.uk