

ST 6-TWIN - Feed-through terminal block



3036466

<https://www.phoenixcontact.com/gb/products/3036466>

Please be informed that the data shown in this PDF document is generated from our online catalog. Please find the complete data in the user documentation. Our general terms of use for downloads are valid.



Feed-through terminal block, nom. voltage: 1000 V, nominal current: 41 A, number of connections: 3, connection method: Spring-cage connection, Rated cross section: 6 mm², cross section: 0.2 mm² - 10 mm², mounting type: NS 35/7,5, NS 35/15, color: gray

Your advantages

- Simple wiring of very small, flexible conductors
- Enables one-handed wiring
- No restriction on cross-sections when using conductors with ferrules
- Reliable vibration resistance thanks to spring-loaded contact elements
- Compact wiring of three conductors in a single terminal block
- Full flexibility thanks to the standardized CLIPLINE complete bridging, marking, and testing accessories

Commercial data

Item number	3036466
Packing unit	50 pc
Minimum order quantity	50 pc
Sales key	BE2112
Product key	BE2112
GTIN	4017918884659
Weight per piece (including packing)	22.6 g
Weight per piece (excluding packing)	22.4 g
Customs tariff number	85369010
Country of origin	PL

ST 6-TWIN - Feed-through terminal block



3036466

<https://www.phoenixcontact.com/gb/products/3036466>

Technical data

Product properties

Product type	Multi-conductor terminal block
Product family	ST
Area of application	Railway industry
	Machine building
	Plant engineering
	Process industry
Number of connections	3
Number of rows	1
Potentials	1

Insulation characteristics

Overvoltage category	III
Degree of pollution	3

Electrical properties

Rated surge voltage	8 kV
Maximum power dissipation for nominal condition	1.31 W

Connection data

Number of connections per level	3
Nominal cross section	6 mm ²
Connection method	Spring-cage connection
Stripping length	12 mm
Internal cylindrical gage	A5
Connection in acc. with standard	IEC 60947-7-1
Conductor cross-section rigid	0.2 mm ² ... 10 mm ²
Cross section AWG	24 ... 8 (converted acc. to IEC)
Conductor cross-section flexible	0.2 mm ² ... 6 mm ²
Conductor cross-section, flexible [AWG]	24 ... 10 (converted acc. to IEC)
Conductor cross-section flexible ultrasound-compressed	0.34 mm ² ... 10 mm ²
Conductor cross-section, flexible [AWG] ultrasound-compressed	22 ... 8 (converted acc. to IEC)
Conductor cross-section flexible (ferrule without plastic sleeve)	0.25 mm ² ... 6 mm ²
Flexible conductor cross-section (ferrule with plastic sleeve)	0.25 mm ² ... 6 mm ²
2 conductors with the same cross section, flexible, with TWIN ferrule with plastic sleeve	0.5 mm ² ... 1.5 mm ²
Nominal cross section	6 mm ²
Nominal current	41 A
Maximum load current	52 A (in case of a 10 mm ² conductor cross-section, the maximum load current must not be exceeded by the total current of all connected conductors.)
Nominal voltage	1000 V

ST 6-TWIN - Feed-through terminal block



3036466

<https://www.phoenixcontact.com/gb/products/3036466>

Ex data

Rated data (ATEX/IECEX)

Identification	Ⓜ II 2 GD Ex eb IIC Gb
Operating temperature range	-60 °C ... 85 °C
Ex-certified accessories	3036767 D-ST 6-TWIN 3030789 ATP-ST-TWIN 1204520 SZF 2-0,8X4,0 3022276 CLIPFIX 35-5 3022218 CLIPFIX 35
List of bridges	Plug-in bridge / FBS 2-8 / 3030284 Plug-in bridge / FBS 3-8 / 3030297 Plug-in bridge / FBS 4-8 / 3030307 Plug-in bridge / FBS 5-8 / 3030310 Plug-in bridge / FBS 10-8 / 3030323
Bridge data	35 A (6 mm ²)
Ex temperature increase	40 K (39.9 A/6 mm ²)
for bridging with bridge	550 V
- At bridging between non-adjacent terminal blocks	440 V
- At cut-to-length bridging with cover	220 V
- At cut-to-length bridging with partition plate	275 V
Rated insulation voltage	500 V
output	(Permanent)

Ex level General

Rated voltage	550 V
Rated current	36 A
Maximum load current	46 A
Contact resistance	0.68 mΩ

Ex connection data General

Nominal cross section	6 mm ²
Rated cross section AWG	10
Connection capacity rigid	0.2 mm ² ... 10 mm ²
Connection capacity AWG	24 ... 8
Connection capacity flexible	0.2 mm ² ... 6 mm ²
Connection capacity AWG	24 ... 10

Dimensions

Width	8.2 mm
End cover width	2.2 mm
Height	90.5 mm
Depth on NS 35/7,5	43.5 mm
Depth on NS 35/15	51 mm

ST 6-TWIN - Feed-through terminal block



3036466

<https://www.phoenixcontact.com/gb/products/3036466>

Material specifications

Color	gray (RAL 7042)
Flammability rating according to UL 94	V0
Insulating material group	I
Insulating material	PA
Static insulating material application in cold	-60 °C
Relative insulation material temperature index (Elec., UL 746 B)	130 °C
Fire protection for rail vehicles (DIN EN 45545-2) R22	HL 1 - HL 3
Fire protection for rail vehicles (DIN EN 45545-2) R23	HL 1 - HL 3
Fire protection for rail vehicles (DIN EN 45545-2) R24	HL 1 - HL 3
Fire protection for rail vehicles (DIN EN 45545-2) R26	HL 1 - HL 3
Surface flammability NFPA 130 (ASTM E 162)	passed
Specific optical density of smoke NFPA 130 (ASTM E 662)	passed
Smoke gas toxicity NFPA 130 (SMP 800C)	passed

Electrical tests

Surge voltage test

Test voltage setpoint	9.8 kV
Result	Test passed

Temperature-rise test

Requirement temperature-rise test	Increase in temperature \leq 45 K
Result	Test passed
Short-time withstand current 6 mm ²	0.72 kA
Short-time withstand current 10 mm ²	1.2 kA
Result	Test passed

Power-frequency withstand voltage

Test voltage setpoint	2.2 kV
Result	Test passed

Mechanical properties

Mechanical data

Open side panel	Yes
-----------------	-----

Mechanical tests

Mechanical strength

Result	Test passed
--------	-------------

Attachment on the carrier

DIN rail/fixing support	NS 35
Test force setpoint	5 N
Result	Test passed

ST 6-TWIN - Feed-through terminal block



3036466

<https://www.phoenixcontact.com/gb/products/3036466>

Test for conductor damage and slackening

Rotation speed	10 rpm
Revolutions	135
Conductor cross-section/weight	0.2 mm ² / 0.2 kg
	6 mm ² / 1.4 kg
	10 mm ² / 2 kg
Result	Test passed

Environmental and real-life conditions

Aging

Temperature cycles	192
Result	Test passed

Needle-flame test

Time of exposure	30 s
Result	Test passed

Oscillation/broadband noise

Specification	DIN EN 50155 (VDE 0115-200):2008-03
Spectrum	Long life test category 2, bogie-mounted
Frequency	$f_1 = 5 \text{ Hz}$ to $f_2 = 250 \text{ Hz}$
ASD level	11.83 (m/s ²) ² /Hz
Acceleration	4.25g
Test duration per axis	5 h
Test directions	X-, Y- and Z-axis
Result	Test passed

Shocks

Specification	DIN EN 50155 (VDE 0115-200):2008-03
Pulse shape	Half-sine
Acceleration	30g
Shock duration	18 ms
Number of shocks per direction	3
Test directions	X-, Y- and Z-axis (pos. and neg.)
Result	Test passed

Ambient conditions

Ambient temperature (operation)	-60 °C ... 110 °C (Operating temperature range incl. self-heating; for max. short-term operating temperature, see RTI Elec.)
Ambient temperature (storage/transport)	-25 °C ... 60 °C (for a short time, not exceeding 24 h, -60 °C to +70 °C)
Ambient temperature (assembly)	-5 °C ... 70 °C
Ambient temperature (actuation)	-5 °C ... 70 °C
Permissible humidity (operation)	20 % ... 90 %
Permissible humidity (storage/transport)	30 % ... 70 %

ST 6-TWIN - Feed-through terminal block



3036466

<https://www.phoenixcontact.com/gb/products/3036466>

Standards and regulations

Connection in acc. with standard	IEC 60947-7-1
----------------------------------	---------------

Mounting

Mounting type	NS 35/7,5
	NS 35/15

ST 6-TWIN - Feed-through terminal block

3036466

<https://www.phoenixcontact.com/gb/products/3036466>



Drawings

Circuit diagram



ST 6-TWIN - Feed-through terminal block





3036466


<https://www.phoenixcontact.com/gb/products/3036466>


Approvals

To download certificates, visit the product detail page: <https://www.phoenixcontact.com/gb/products/3036466>

 CSA Approval ID: 13631				
	Nominal voltage U_N	Nominal current I_N	Cross section AWG	Cross section mm^2
B	600 V	50 A	24 - 8	-
C	600 V	50 A	24 - 8	-

 IECEE CB Scheme Approval ID: DE1-62810				
--	--	--	--	--

 VDE Zeichengenehmigung Approval ID: 40009035				
	Nominal voltage U_N	Nominal current I_N	Cross section AWG	Cross section mm^2
keine	1000 V	41 A	-	0.5 - 6

 cULus Recognized Approval ID: E60425				
	Nominal voltage U_N	Nominal current I_N	Cross section AWG	Cross section mm^2
B	600 V	50 A	24 - 8	-
C	600 V	50 A	24 - 8	-
F	1000 V	50 A	24 - 8	-

 ATEX Approval ID: KEMA00ATEX2129U				
---	--	--	--	--

 IECEx Approval ID: IECEx KEM 06.0050U				
---	--	--	--	--

 CCC Approval ID: 2020322313000621				
---	--	--	--	--

ST 6-TWIN - Feed-through terminal block



3036466

<https://www.phoenixcontact.com/gb/products/3036466>



UKCA-EX

Approval ID: DEKRA 21UKEX0301U



EAC Ex

Approval ID: KZ 7500525010101950

ST 6-TWIN - Feed-through terminal block



3036466

<https://www.phoenixcontact.com/gb/products/3036466>

Classifications

ECLASS

ECLASS-13.0	27250101
ECLASS-15.0	27250101

ETIM

ETIM 10.0	EC000897
-----------	----------

UNSPSC

UNSPSC 21.0	39121400
-------------	----------

ST 6-TWIN - Feed-through terminal block



3036466

<https://www.phoenixcontact.com/gb/products/3036466>

Environmental product compliance

EU RoHS

Fulfills EU RoHS substance requirements	Yes, No exemptions
---	--------------------

China RoHS

Environment friendly use period (EFUP)	EFUP-E
	No hazardous substances above the limits

EU REACH SVHC

REACH candidate substance (CAS No.)	No substance above 0.1 wt%
-------------------------------------	----------------------------

EF3.1 Climate Change

CO2e kg	0.142 kg CO2e
---------	---------------

Phoenix Contact 2026 © - all rights reserved
<https://www.phoenixcontact.com>

PHOENIX CONTACT Ltd
Halesfield 13, Telford
Shropshire, TF7 4PG
01952 681700
info@phoenixcontact.co.uk