


STU 35/ 4X10 - Potential collective terminal



3033126

<https://www.phoenixcontact.com/gb/products/3033126>

Please be informed that the data shown in this PDF document is generated from our online catalog. Please find the complete data in the user documentation. Our general terms of use for downloads are valid.



Potential collective terminal, nom. voltage: 1000 V, nominal current: 41 A, Load contact, connection method: Spring-cage connection, Rated cross section: 6 mm², cross section: 0.2 mm² - 10 mm², Line contact, connection method: Screw connection, Rated cross section: 35 mm², cross section: 1.5 mm² - 50 mm², mounting: NS 35/7,5, NS 35/15, color: gray

Your advantages

- The STU 35/4x10 spring-cage hybrid terminal block is used to divide a 35 mm² supply line into four 10 mm² connections
- The double bridge shaft supports further potential distributions
- Supplied using a 35 mm² screw connection
- Can be consistently bridged to standard terminal blocks in the ST spring-cage terminal block series
- The system-internal distribution is via four spring-cage connections with a nominal cross section of 10 mm²

Commercial data

Item number	3033126
Packing unit	25 pc
Minimum order quantity	25 pc
Sales key	BE2119
Product key	BE2119
GTIN	4046356094078
Weight per piece (including packing)	58.8 g
Weight per piece (excluding packing)	58.04 g
Customs tariff number	85369010
Country of origin	CN

STU 35/ 4X10 - Potential collective terminal



3033126

<https://www.phoenixcontact.com/gb/products/3033126>

Technical data

Notes

General

Note	The maximum load current of a single clamping unit must not be exceeded.
	For power distribution applications, IEC 60364-4-43:2008; modified + corrigendum Okt. 2008 (DIN VDE 0100-430:2010-10) section 433.2 ff must be observed!

Product properties

Product type	Hybrid terminal block
Product family	STU
Number of connections	5
Number of rows	1
Potentials	1

Insulation characteristics

Overvoltage category	III
Degree of pollution	3

Electrical properties

Rated surge voltage	8 kV
Maximum power dissipation for nominal condition	4.06 W

Connection data

Type of additional hybrid connection	Web reference for UT
Number of connections per level	5
Nominal cross section	35 mm ²

Load contact

Connection method	Spring-cage connection
Stripping length	12 mm
Internal cylindrical gage	A5
Connection in acc. with standard	IEC 60947-7-1
Conductor cross-section rigid	0.2 mm ² ... 10 mm ²
Cross section AWG	24 ... 8 (converted acc. to IEC)
Conductor cross-section flexible	0.2 mm ² ... 6 mm ²
Conductor cross-section, flexible [AWG]	24 ... 10 (converted acc. to IEC)
Conductor cross-section flexible (ferrule without plastic sleeve)	0.25 mm ² ... 6 mm ²
Flexible conductor cross-section (ferrule with plastic sleeve)	0.25 mm ² ... 6 mm ²
2 conductors with the same cross section, flexible, with TWIN ferrule with plastic sleeve	0.5 mm ² ... 1.5 mm ²
Nominal cross section	6 mm ²
Nominal current	41 A

STU 35/ 4X10 - Potential collective terminal



3033126

<https://www.phoenixcontact.com/gb/products/3033126>

Maximum load current	41 A (in case of a 10 mm ² conductor cross-section, the maximum load current must not be exceeded by the total current of all connected conductors.)
Nominal voltage	1000 V

Line contact

Connection method	Screw connection
Screw thread	M6
Tightening torque	3.2 ... 3.7 Nm
Stripping length	18 mm
Internal cylindrical gage	B9
Connection in acc. with standard	IEC 60947-7-1
Conductor cross-section rigid	1.5 mm ² ... 50 mm ²
Cross section AWG	16 ... 1/0 (converted acc. to IEC)
Conductor cross-section flexible	1.5 mm ² ... 35 mm ²
Conductor cross-section, flexible [AWG]	16 ... 2 (converted acc. to IEC)
Conductor cross-section flexible (ferrule without plastic sleeve)	1.5 mm ² ... 35 mm ²
Flexible conductor cross-section (ferrule with plastic sleeve)	1.5 mm ² ... 35 mm ²
Conductor cross-section flexible (2 conductors with the same cross-section, with TWIN ferrule and plastic sleeve)	1.5 mm ² ... 10 mm ²
2 conductors with same cross section, rigid	1.5 mm ² ... 16 mm ²
2 conductors with same cross section, flexible	1.5 mm ² ... 10 mm ²
2 conductors with same cross section, flexible, with ferrule without plastic sleeve	1.5 mm ² ... 10 mm ²
2 conductors with the same cross section, flexible, with TWIN ferrule with plastic sleeve	1.5 mm ² ... 10 mm ²
Nominal cross section	35 mm ²
Nominal current	125 A
Maximum load current	125 A (with 50 mm ² conductor cross-section)
Nominal voltage	1000 V

Dimensions

Width	16.2 mm
Height	86 mm
Depth on NS 35/7,5	46.8 mm
Depth on NS 35/15	54.3 mm

Material specifications

Color	gray (RAL 7042)
Flammability rating according to UL 94	V0
Insulating material group	I
Insulating material	PA
Static insulating material application in cold	-60 °C
Temperature index of insulation material (DIN EN 60216-1 (VDE 0304-21))	130 °C
Relative insulation material temperature index (Elec., UL 746 B)	125 °C

STU 35/ 4X10 - Potential collective terminal



3033126

<https://www.phoenixcontact.com/gb/products/3033126>

Fire protection for rail vehicles (DIN EN 45545-2) R22	HL 1 - HL 3
Fire protection for rail vehicles (DIN EN 45545-2) R23	HL 1 - HL 3
Fire protection for rail vehicles (DIN EN 45545-2) R24	HL 1 - HL 3
Fire protection for rail vehicles (DIN EN 45545-2) R26	HL 1 - HL 3
Calorimetric heat release NFPA 130 (ASTM E 1354)	27,5 MJ/kg
Surface flammability NFPA 130 (ASTM E 162)	passed
Specific optical density of smoke NFPA 130 (ASTM E 662)	passed
Smoke gas toxicity NFPA 130 (SMP 800C)	passed

Electrical tests

Surge voltage test

Test voltage setpoint	9.8 kV
Result	Test passed

Temperature-rise test

Requirement temperature-rise test	Increase in temperature ≤ 45 K
Result	Test passed
Short-time withstand current 10 mm ²	1.2 kA
Short-time withstand current 6 mm ²	0.72 kA
Result	Test passed

Power-frequency withstand voltage

Test voltage setpoint	2 kV
Result	Test passed

Mechanical properties

Mechanical data

Open side panel	No
-----------------	----

Mechanical tests

Mechanical strength

Result	Test passed
--------	-------------

Attachment on the carrier

DIN rail/fixing support	NS 35/7,5
Result	Test passed

Test for conductor damage and slackening

Rotation speed	10 rpm
Revolutions	135
Conductor cross-section/weight	1.5 mm ² / 0.4 kg
	35 mm ² / 6.8 kg
	50 mm ² / 9.5 kg
Result	Test passed

STU 35/ 4X10 - Potential collective terminal



3033126

<https://www.phoenixcontact.com/gb/products/3033126>

Environmental and real-life conditions

Aging

Temperature cycles	192
Result	Test passed

Needle-flame test

Time of exposure	30 s
Result	Test passed

Oscillation/broadband noise

Specification	DIN EN 50155 (VDE 0115-200):2018-05
Spectrum	Long life test category 1, class B, body mounted
Frequency	$f_1 = 5 \text{ Hz}$ to $f_2 = 150 \text{ Hz}$
ASD level	$1.857 \text{ (m/s}^2\text{)}^2\text{/Hz}$
Acceleration	0.8g
Test duration per axis	5 h
Test directions	X-, Y- and Z-axis
Result	Test passed

Shocks

Specification	DIN EN 50155 (VDE 0115-200):2018-05
Pulse shape	Half-sine
Acceleration	5g
Shock duration	30 ms
Number of shocks per direction	3
Test directions	X-, Y- and Z-axis (pos. and neg.)
Result	Test passed

Ambient conditions

Ambient temperature (operation)	-60 °C ... 110 °C (Operating temperature range incl. self-heating; for max. short-term operating temperature, see RTI Elec.)
Ambient temperature (storage/transport)	-25 °C ... 60 °C (for a short time, not exceeding 24 h, -60 °C to +70 °C)
Ambient temperature (assembly)	-5 °C ... 70 °C
Ambient temperature (actuation)	-5 °C ... 70 °C
Permissible humidity (operation)	20 % ... 90 %
Permissible humidity (storage/transport)	30 % ... 70 %

Standards and regulations

Connection in acc. with standard	IEC 60947-7-1
	IEC 60947-7-1

Mounting

Mounting type	NS 35/7,5
	NS 35/15

STU 35/ 4X10 - Potential collective terminal



3033126

<https://www.phoenixcontact.com/gb/products/3033126>

Drawings

Circuit diagram



STU 35/ 4X10 - Potential collective terminal





3033126

<https://www.phoenixcontact.com/gb/products/3033126>

Approvals

To download certificates, visit the product detail page: <https://www.phoenixcontact.com/gb/products/3033126>

 UL Recognized Approval ID: E60425				
	Nominal voltage U_N	Nominal current I_N	Cross section AWG	Cross section mm^2
B				
Spring-cage connection	1000 V	50 A	24 - 8	-
Screw connection	1000 V	115 A	14 - 2	-
C				
Spring-cage connection	1000 V	50 A	24 - 8	-
Screw connection	1000 V	115 A	14 - 2	-

 EAC Approval ID: RU C-DE.BL08.B.00644	
---	--

 EAC Approval ID: KZ7500651131219505	
---	--

STU 35/ 4X10 - Potential collective terminal



3033126

<https://www.phoenixcontact.com/gb/products/3033126>

Classifications

ECLASS

ECLASS-13.0	27250201
ECLASS-15.0	27250201

ETIM

ETIM 10.0	EC000897
-----------	----------

UNSPSC

UNSPSC 21.0	39121400
-------------	----------

STU 35/ 4X10 - Potential collective terminal



3033126

<https://www.phoenixcontact.com/gb/products/3033126>

Environmental product compliance

EU RoHS

Fulfills EU RoHS substance requirements	Yes, No exemptions
---	--------------------

China RoHS

Environment friendly use period (EFUP)	EFUP-E
	No hazardous substances above the limits

EU REACH SVHC

REACH candidate substance (CAS No.)	No substance above 0.1 wt%
-------------------------------------	----------------------------

EF3.1 Climate Change

CO2e kg	0.745 kg CO2e
---------	---------------

Phoenix Contact 2026 © - all rights reserved
<https://www.phoenixcontact.com>

PHOENIX CONTACT Ltd
Halesfield 13, Telford
Shropshire, TF7 4PG
01952 681700
info@phoenixcontact.co.uk