

UK 5 N BU - Feed-through terminal block



3004388

<https://www.phoenixcontact.com/gb/products/3004388>

Please be informed that the data shown in this PDF document is generated from our online catalog. Please find the complete data in the user documentation. Our general terms of use for downloads are valid.



Feed-through terminal block, nom. voltage: 800 V, nominal current: 32 A, number of connections: 2, connection method: Screw connection, Rated cross section: 4 mm², cross section: 0.2 mm² - 6 mm², mounting type: NS 35/7,5, NS 35/15, NS 32, color: blue

Your advantages

- Universal foot which can be used on NS 35... and NS 32... DIN rails
- The UK universal screw terminal block series has the typical features which are decisive for practical applications
- Potential distribution via fixed bridges in the terminal center or insertion bridges in the clamping space

Commercial data

Item number	3004388
Packing unit	50 pc
Minimum order quantity	50 pc
Sales key	BE1211
Product key	BE1211
GTIN	4017918090777
Weight per piece (including packing)	8.5 g
Weight per piece (excluding packing)	8.5 g
Customs tariff number	85369010
Country of origin	CN

UK 5 N BU - Feed-through terminal block



3004388

<https://www.phoenixcontact.com/gb/products/3004388>

Technical data

Product properties

Product type	Feed-through terminal block
Product family	UK
Number of connections	2
Number of rows	1
Potentials	1

Insulation characteristics

Overvoltage category	III
Degree of pollution	3

Electrical properties

Rated surge voltage	8 kV
Maximum power dissipation for nominal condition	1.02 W

Connection data

Number of connections per level	2
Nominal cross section	4 mm ²
Connection method	Screw connection
Screw thread	M3
Tightening torque	0.6 ... 0.8 Nm
Stripping length	8 mm
Internal cylindrical gage	A4
Connection in acc. with standard	IEC 60947-7-1
Conductor cross-section rigid	0.2 mm ² ... 6 mm ²
Cross section AWG	24 ... 10 (converted acc. to IEC)
Conductor cross-section flexible	0.2 mm ² ... 4 mm ²
Conductor cross-section, flexible [AWG]	24 ... 12 (converted acc. to IEC)
Conductor cross-section flexible (ferrule without plastic sleeve)	0.25 mm ² ... 4 mm ²
Flexible conductor cross-section (ferrule with plastic sleeve)	0.25 mm ² ... 2.5 mm ²
Cross-section with insertion bridge, rigid	4 mm ²
Cross-section with insertion bridge, flexible	4 mm ²
2 conductors with same cross section, rigid	0.2 mm ² ... 1.5 mm ²
2 conductors with same cross section, flexible	0.2 mm ² ... 1.5 mm ²
2 conductors with same cross section, flexible, with ferrule without plastic sleeve	0.25 mm ² ... 1.5 mm ²
2 conductors with the same cross section, flexible, with TWIN ferrule with plastic sleeve	0.5 mm ² ... 2.5 mm ²
Nominal cross section	4 mm ²
Nominal current	32 A
Maximum load current	41 A (with 6 mm ² conductor cross-section)
Nominal voltage	800 V

UK 5 N BU - Feed-through terminal block



3004388

<https://www.phoenixcontact.com/gb/products/3004388>

Dimensions

Width	6.2 mm
End cover width	1.8 mm
Height	42.5 mm
Depth on NS 32	52 mm
Depth on NS 35/7,5	47 mm
Depth on NS 35/15	54.5 mm

Material specifications

Color	blue (RAL 5015)
Flammability rating according to UL 94	V0
Insulating material group	I
Insulating material	PA
Static insulating material application in cold	-60 °C
Relative insulation material temperature index (Elec., UL 746 B)	130 °C
Fire protection for rail vehicles (DIN EN 45545-2) R22	HL 1 - HL 3
Fire protection for rail vehicles (DIN EN 45545-2) R23	HL 1 - HL 3
Fire protection for rail vehicles (DIN EN 45545-2) R24	HL 1 - HL 3
Fire protection for rail vehicles (DIN EN 45545-2) R26	HL 1 - HL 3
Surface flammability NFPA 130 (ASTM E 162)	passed
Specific optical density of smoke NFPA 130 (ASTM E 662)	passed
Smoke gas toxicity NFPA 130 (SMP 800C)	passed

Electrical tests

Surge voltage test

Test voltage setpoint	9.8 kV
Result	Test passed

Temperature-rise test

Requirement temperature-rise test	Increase in temperature ≤ 45 K
Result	Test passed
Short-time withstand current 4 mm ²	0.48 kA
Result	Test passed

Power-frequency withstand voltage

Test voltage setpoint	2 kV
Result	Test passed

Mechanical properties

Mechanical data

Open side panel	Yes
-----------------	-----

Mechanical tests

UK 5 N BU - Feed-through terminal block



3004388

<https://www.phoenixcontact.com/gb/products/3004388>

Mechanical strength

Result	Test passed
--------	-------------

Attachment on the carrier

DIN rail/fixing support	NS 32/NS 35
Test force setpoint	1 N
Result	Test passed

Test for conductor damage and slackening

Rotation speed	10 (+/- 2) rpm
Revolutions	135
Conductor cross-section/weight	0.2 mm ² / 0.2 kg
	4 mm ² / 0.9 kg
	6 mm ² / 1.4 kg
Result	Test passed

Environmental and real-life conditions

Needle-flame test

Time of exposure	30 s
Result	Test passed

Oscillation/broadband noise

Specification	DIN EN 50155 (VDE 0115-200):2022-06
Spectrum	Long life test category 2, bogie-mounted
Frequency	$f_1 = 5 \text{ Hz}$ to $f_2 = 250 \text{ Hz}$
ASD level	6.12 (m/s ²) ² /Hz
Acceleration	3.12g
Test duration per axis	5 h
Test directions	X-, Y- and Z-axis
Result	Test passed

Shocks

Specification	DIN EN 50155 (VDE 0115-200):2018-05
Pulse shape	Half-sine
Acceleration	30g
Shock duration	18 ms
Number of shocks per direction	3
Test directions	X-, Y- and Z-axis (pos. and neg.)
Result	Test passed

Ambient conditions

Ambient temperature (operation)	-60 °C ... 110 °C (Operating temperature range incl. self-heating; for max. short-term operating temperature, see RTI Elec.)
Ambient temperature (storage/transport)	-25 °C ... 60 °C (for a short time, not exceeding 24 h, -60 °C to +70 °C)
Ambient temperature (assembly)	-5 °C ... 70 °C

UK 5 N BU - Feed-through terminal block



3004388

<https://www.phoenixcontact.com/gb/products/3004388>

Ambient temperature (actuation)	-5 °C ... 70 °C
Permissible humidity (operation)	20 % ... 90 %
Permissible humidity (storage/transport)	30 % ... 70 %

Standards and regulations

Connection in acc. with standard	IEC 60947-7-1
----------------------------------	---------------

Mounting

Mounting type	NS 35/7,5
	NS 35/15
	NS 32

UK 5 N BU - Feed-through terminal block

3004388

<https://www.phoenixcontact.com/gb/products/3004388>



Drawings

Circuit diagram



UK 5 N BU - Feed-through terminal block





3004388

<https://www.phoenixcontact.com/gb/products/3004388>


Approvals


To download certificates, visit the product detail page: <https://www.phoenixcontact.com/gb/products/3004388>

 CSA Approval ID: 13631				
	Nominal voltage U_N	Nominal current I_N	Cross section AWG	Cross section mm^2
keine				
	600 V	30 A	-	-


 IECEE CB Scheme Approval ID: NL-83812				
	Nominal voltage U_N	Nominal current I_N	Cross section AWG	Cross section mm^2
keine				
	800 V	32 A	-	0.2 - 4

CCA Approval ID: NTR-NL 3069				
	Nominal voltage U_N	Nominal current I_N	Cross section AWG	Cross section mm^2
keine				
	800 V	-	-	- 4

 KEMA-KEUR Approval ID: 71-125614				
	Nominal voltage U_N	Nominal current I_N	Cross section AWG	Cross section mm^2
keine				
	800 V	32 A	-	0.2 - 4

 CSA Approval ID: 13631				
	Nominal voltage U_N	Nominal current I_N	Cross section AWG	Cross section mm^2
keine				
	600 V	40 A	-	-

DNV Approval ID: TAE00001CT				
---------------------------------------	--	--	--	--

 cUL Recognized Approval ID: E192998				
	Nominal voltage U_N	Nominal current I_N	Cross section AWG	Cross section mm^2


UK 5 N BU - Feed-through terminal block




3004388

<https://www.phoenixcontact.com/gb/products/3004388>

keine				
	600 V	30 A	30 - 10	-

 GL Approval ID: 98876-96 HH				
	Nominal voltage U_N	Nominal current I_N	Cross section AWG	Cross section mm^2
keine				
EEEx e II part certificate	690 V	32.5 A	-	- 4

 UL Recognized Approval ID: E192998				
	Nominal voltage U_N	Nominal current I_N	Cross section AWG	Cross section mm^2
keine				
	600 V	30 A	30 - 10	-

 UKCA-EX Approval ID: DEKRA 21UKEX0306U				
--	--	--	--	--

UK 5 N BU - Feed-through terminal block



3004388

<https://www.phoenixcontact.com/gb/products/3004388>

Classifications

ECLASS

ECLASS-13.0	27250101
ECLASS-15.0	27250101

ETIM

ETIM 10.0	EC000897
-----------	----------

UNSPSC

UNSPSC 21.0	39121400
-------------	----------

UK 5 N BU - Feed-through terminal block



3004388

<https://www.phoenixcontact.com/gb/products/3004388>

Environmental product compliance

EU RoHS

Fulfills EU RoHS substance requirements	Yes
Exemption	6(c)

China RoHS

Environment friendly use period (EFUP)	EFUP-50
	An article-related China RoHS declaration table can be found in the download area for the respective article under "Manufacturer declaration". For all articles with EFUP-E, no China RoHS declaration table issued and required.

EU REACH SVHC

REACH candidate substance (CAS No.)	Lead(CAS: 7439-92-1)
SCIP	c70c52cd-a256-4a50-966a-28043e9be9fef

EF3.1 Climate Change

CO2e kg	0.092 kg CO2e
---------	---------------

Phoenix Contact 2026 © - all rights reserved
<https://www.phoenixcontact.com>

PHOENIX CONTACT Ltd
Halesfield 13, Telford
Shropshire, TF7 4PG
01952 681700
info@phoenixcontact.co.uk