

REL-MR- 24AC/21-21 - Single relay



2961435

<https://www.phoenixcontact.com/gb/products/2961435>

Please be informed that the data shown in this PDF document is generated from our online catalog. Please find the complete data in the user documentation. Our general terms of use for downloads are valid.

Plug-in miniature power relay, with power contact, 2 changeover contacts, input voltage 24 V AC



Your advantages

- RT III-proof (wash-proof)
- Switching current of up to 8 A

Commercial data

Item number	2961435
Packing unit	10 pc
Minimum order quantity	10 pc
Sales key	DK6935
Product key	DK6935
GTIN	4017918937843
Weight per piece (including packing)	15.97 g
Weight per piece (excluding packing)	14.85 g
Customs tariff number	85364190
Country of origin	AT

REL-MR- 24AC/21-21 - Single relay



2961435

<https://www.phoenixcontact.com/gb/products/2961435>

Technical data

Product properties

Product type	Single relay
Set comprises	2903333 RIF-1-RPT-LV-24AC/2X21
Operating mode	100% operating factor
Mechanical service life	1x 10 ⁷ cycles

Insulation characteristics

Overvoltage category	III
Pollution degree	3

Data management status

Date of last data management	01.04.2026
------------------------------	------------

Electrical properties

Service life electrical	see diagram
Maximum power dissipation for nominal condition	0.77 W
Test voltage (Winding/contact)	5 kV AC (50 Hz, 1 min.)
Test voltage (Contact/contact)	2.5 kV AC (50 Hz, 1 min.)
Test voltage (open contact)	1 kV (50 Hz, 1 min.)

Input data

Coil side

Nominal input voltage U_N	24 V AC
Input voltage range	18.7 V AC ... 37.2 V AC
Input voltage range in reference to U_N	see diagram
Mains frequency	50/60 Hz
Drive and function	monostable
Drive (polarity)	non-polarized
Typical input current at U_N	32 mA (at 50 Hz) 24 mA (At 60 Hz)
Typical response time	3 ms ... 12 ms (depending on phase relation)
Typical release time range	2 ms ... 9 ms (depending on phase relation)
Coil resistance	350 Ω \pm 10 % (at 20 °C)

Output data

Switching

Contact switching type	2 changeover contacts
Type of switch contact	Single contact
Contact material	AgNi
Maximum switching voltage	250 V AC/DC
Minimum switching voltage	5 V (at 10 mA)

REL-MR- 24AC/21-21 - Single relay



2961435

<https://www.phoenixcontact.com/gb/products/2961435>

Limiting continuous current	8 A
Maximum inrush current	12 A (20 ms)
Min. switching current	10 mA (At 5 V)
Interrupting rating (ohmic load) max.	190 W (at 24 V DC)
	85 W (at 48 V DC)
	60 W (at 60 V DC)
	44 W (at 110 V DC)
	60 W (at 220 V DC)
	2000 VA (for 250 V AC)
Switching capacity	2 A (at 24 V, DC13)
	0.2 A (at 250 V, DC13)
	3 A (at 24 V, AC15)
	3 A (at 120 V, AC15)
	3 A (at 250 V, AC15)
Motor load according to UL 508	1/4 HP, 120 V AC
	1/2 HP, 240 V AC

Connection data

Connection method	Plug / solder connection
-------------------	--------------------------

Dimensions

Item dimensions

Width	12.7 mm
Height	29 mm
Depth	15.7 mm

Material specifications

Color	white (RAL 9010)
-------	------------------

Environmental and real-life conditions

Ambient conditions

Degree of protection	RT III
Ambient temperature (operation)	-40 °C ... 85 °C
Ambient temperature (storage/transport)	-40 °C ... 85 °C

Approvals

Corrosive gas test

Identification	ISA-S71.04. G3 Harsh Group
	EN 60068-2-60

Standards and regulations

Standards/regulations	IEC 60664
	EN 50178

REL-MR- 24AC/21-21 - Single relay



2961435

<https://www.phoenixcontact.com/gb/products/2961435>

	EN 61810-1
--	------------

Mounting

Assembly note	Can be aligned without spacing ($> 70\text{ °C} \geq 2.5\text{ mm}$)
Mounting position	any

REL-MR- 24AC/21-21 - Single relay

2961435

<https://www.phoenixcontact.com/gb/products/2961435>



Drawings

Dimensional drawing

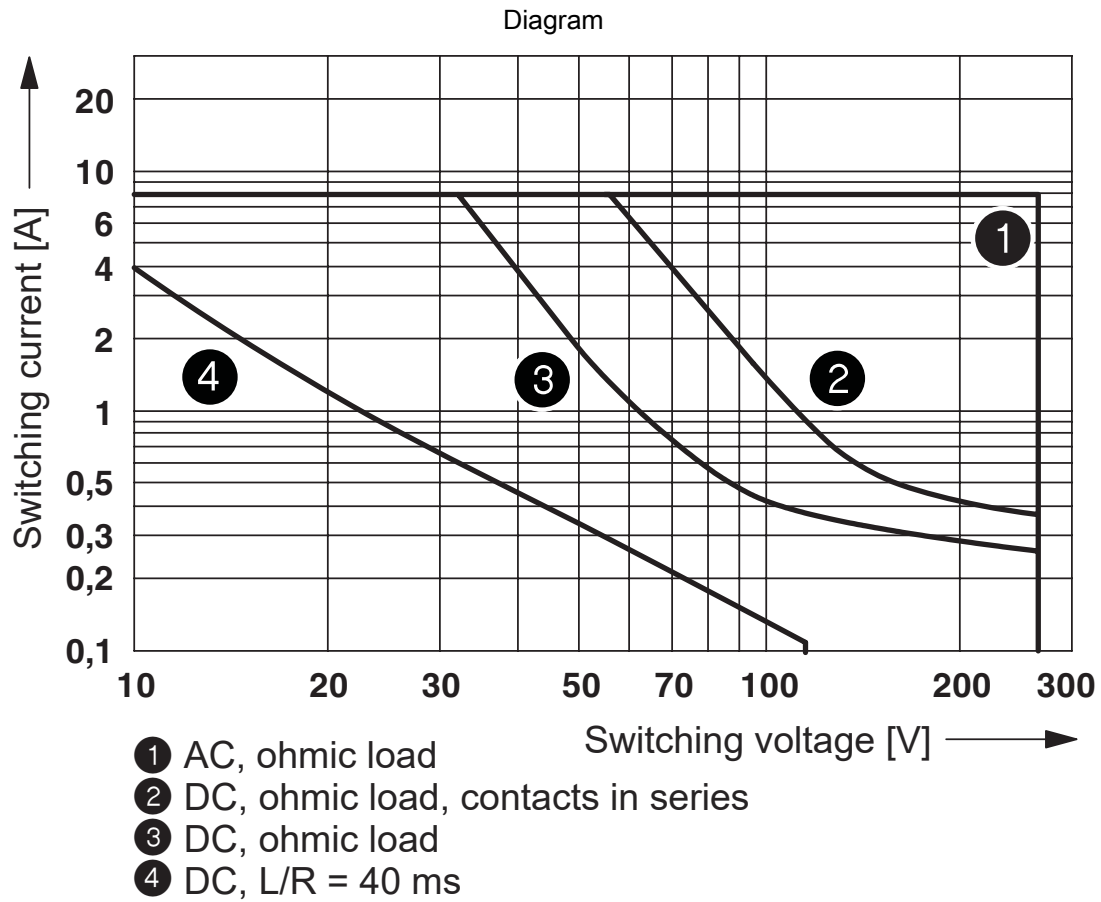


Diagram



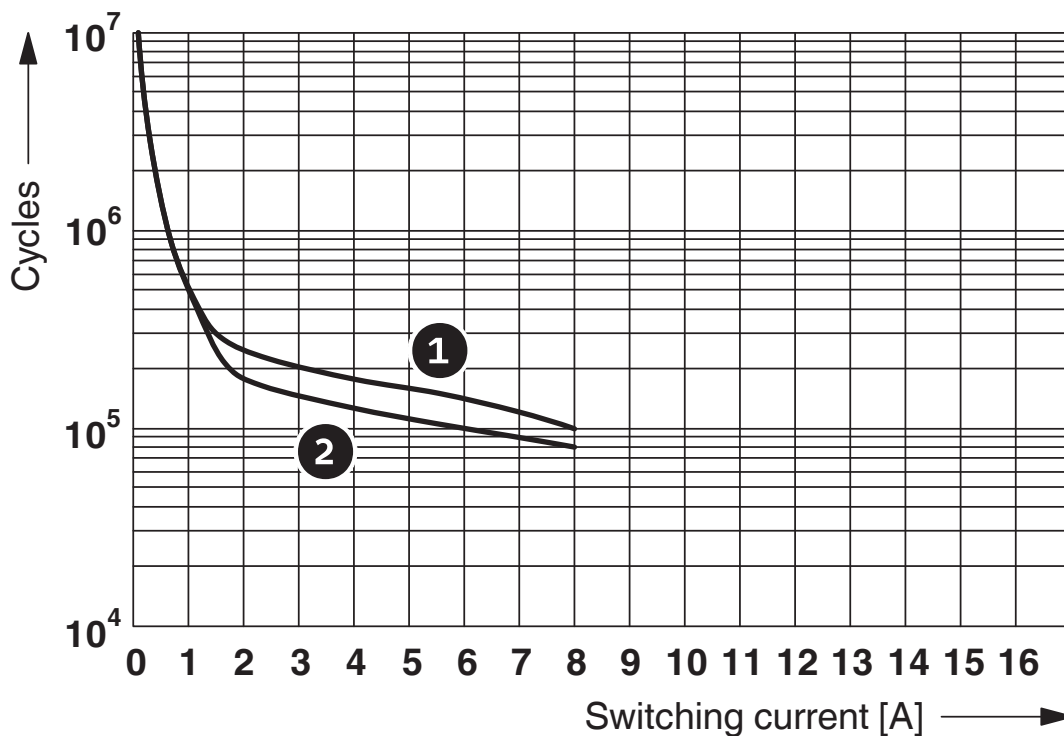
- ① DC coils
- ② AC coils

Operating voltage range



Interrupting rating

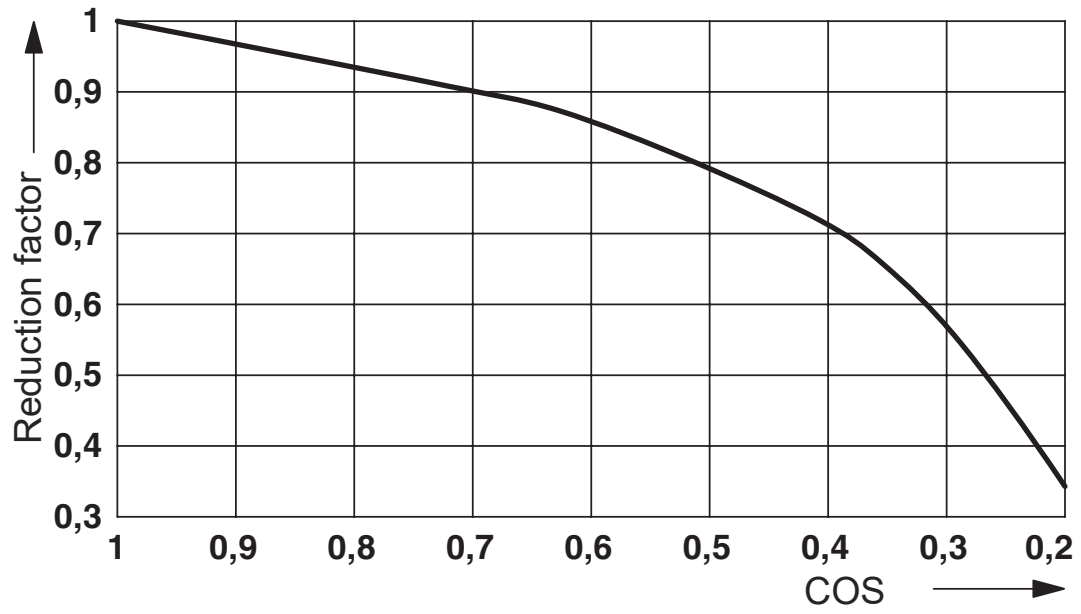
Diagram



- ① 250 V AC, ohmic load (DC coils)
- ② 250 V AC, ohmic load (AC coils)

Electrical service life

Diagram



Service life reduction factor with various cos phi

Diagram



Permissible humidity for operation and storage.

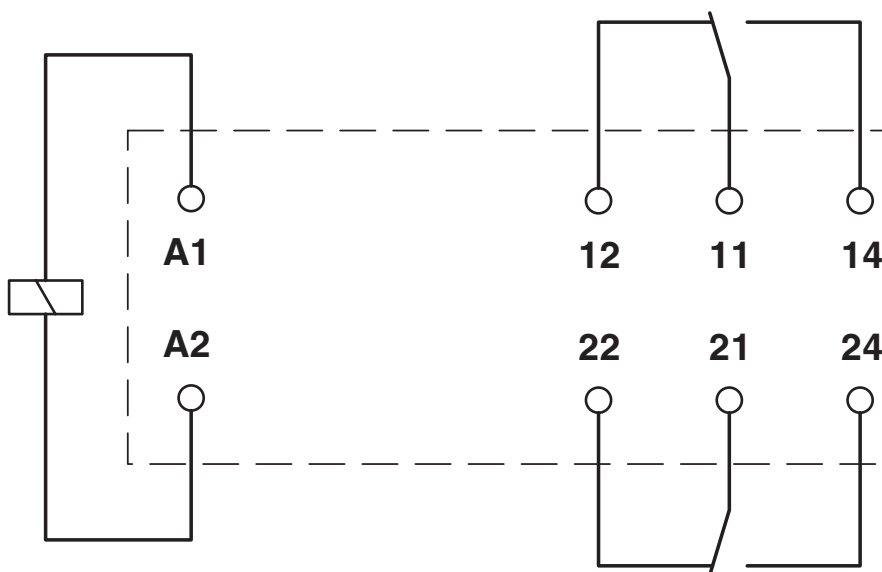
The maximum permissible ambient temperature as specified in the data sheet must be observed.

Area A: Ice buildup at ambient temperatures $\leq 0^{\circ}\text{C}$ must be prevented

Area B: Condensation at ambient temperatures $> 0^{\circ}\text{C}$ must be prevented

On 30 full days that are naturally distributed across an entire year, a humidity level of 95% is permissible at an ambient temperature $\leq 25^{\circ}\text{C}$.

Circuit diagram

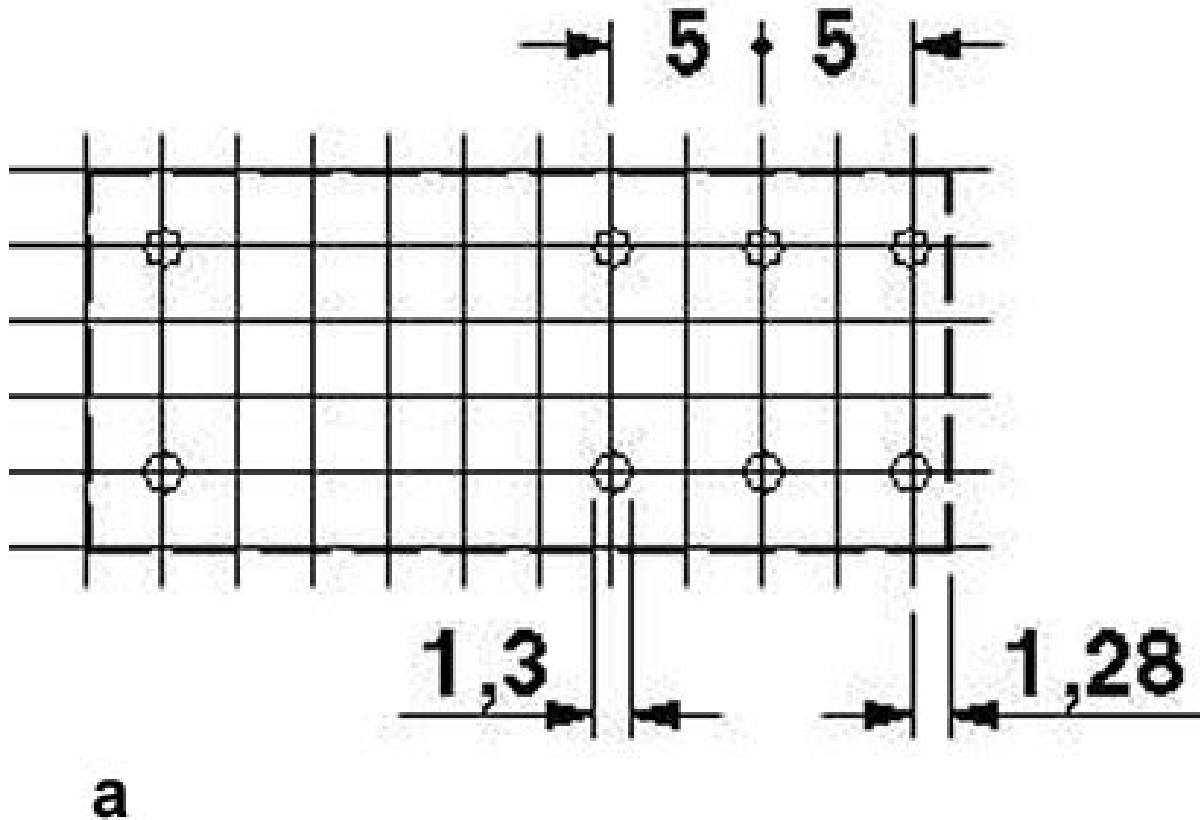


REL-MR- 24AC/21-21 - Single relay

2961435

<https://www.phoenixcontact.com/gb/products/2961435>

Drilling plan/solder pad geometry



a = pitch division 2.5 mm

REL-MR- 24AC/21-21 - Single relay



2961435

<https://www.phoenixcontact.com/gb/products/2961435>

Approvals

To download certificates, visit the product detail page: <https://www.phoenixcontact.com/gb/products/2961435>



cUL Recognized

Approval ID: FILE E 228652



UL Recognized

Approval ID: FILE E 228652



EAC

Approval ID: RU*C-DE.*08.B.00010



VDE Zeichengenehmigung

Approval ID: 40048281



VDE Zeichengenehmigung

Approval ID: 40007758



cULus Recognized

Approval ID: E172140

REL-MR- 24AC/21-21 - Single relay



2961435

<https://www.phoenixcontact.com/gb/products/2961435>

Classifications

ECLASS

ECLASS-13.0	27371601
ECLASS-15.0	27371601

ETIM

ETIM 10.0	EC001437
-----------	----------

UNSPSC

UNSPSC 21.0	39122300
-------------	----------

REL-MR- 24AC/21-21 - Single relay



2961435

<https://www.phoenixcontact.com/gb/products/2961435>

Environmental product compliance

EU RoHS

Fulfills EU RoHS substance requirements	Yes, No exemptions
---	--------------------

China RoHS

Environment friendly use period (EFUP)	EFUP-E
	No hazardous substances above the limits

EU REACH SVHC

REACH candidate substance (CAS No.)	No substance above 0.1 wt%
-------------------------------------	----------------------------

EF3.1 Climate Change

CO2e kg	0.151 kg CO2e
---------	---------------

Phoenix Contact 2026 © - all rights reserved
<https://www.phoenixcontact.com>

PHOENIX CONTACT Ltd
Halesfield 13, Telford
Shropshire, TF7 4PG
01952 681700
info@phoenixcontact.co.uk