# MACX MCR-SL-2NAM-R-UP-SP - NAMUR isolation switch amplifier

2924304

https://www.phoenixcontact.com/gb/products/2924304

Please be informed that the data shown in this PDF document is generated from our online catalog. Please find the complete data in the user documentation. Our general terms of use for downloads are valid.



2-channel NAMUR signal conditioner with wide range power supply for proximity sensors and switches. In terms of signal output, for each channel there is a relay with a changeover contact available. Line fault detection (LFD), 3-way isolation, Push-in connection, SIL 2.

## Your advantages

- Installation in zone 2, protection type "n" (EN 60079-15) permitted
- Up to SIL 2 in accordance with EN 61508
- Line fault detection (LFD), can be activated/deactivated, error indicated by flashing red LED with de-excitation of output relay
- Direction of operation can be selected (operating or closed circuit current behavior)
- 3-way electrical isolation
- LED indicators for supply voltage, switching state, and malfunction in accordance with NAMUR NE 44
- Signal output relay (changeover contact)
- 2-channel
- Wide-range power supply of 19.2 ... 253 V AC/DC
- Input for NAMUR proximity sensors (EN 60947-5-6), floating contacts or contacts with resistance circuit

## Commercial data

| | |
|---|---|
| Item number | 2924304 |
| Packing unit | 1 pc |
| Minimum order quantity | 1 pc |
| Sales key | DK1113 |
| Product key | DK1113 |
| GTIN | 4046356491747 |
| Weight per piece (including packing) | 128 g |
| Weight per piece (excluding packing) | 128 g |
| Customs tariff number | 85365019 |
| Country of origin | DE |

# Technical data

## Product properties

| | |
|---|---|
| Product type | Isolating switch amplifier |
| Product family | MACX Analog |
| No. of channels | 2 |
| Configuration | DIP switches |

## System properties

### Functionality

| | |
|---|---|
| Configuration | DIP switches |

## Electrical properties

| | |
|---|---|
| Electrical isolation | 3-way isolation |
| Electrical isolation between input and output | yes |
| Maximum power dissipation for nominal condition | ≤ 1.3 W |
| Step response (10-90%) | typ. 6 ms (N/O contact: OFF/ON) |
| | typ. 6 ms (N/O contact: ON/OFF) |
| | typ. 4 ms (N/C contact: ON/OFF) |
| | typ. 10 ms (N/C contact: OFF/ON) |

### Electrical isolation

| | |
|---|---|
| Test voltage | 2.5 kV AC (50 Hz, 60 s) |

### Electrical isolation Input/output IEC/EN 60079-11

| | |
|---|---|
| Standards/regulations | IEC/EN 60079-11 |
| Rated insulation voltage | 375 $V_{PP}$ |
| Overvoltage category | III |
| Pollution degree | 2 |

### Electrical isolation Input/power supply IEC/EN 60079-11

| | |
|---|---|
| Standards/regulations | IEC/EN 60079-11 |
| Rated insulation voltage | 375 $V_{PP}$ |
| Overvoltage category | II |
| Pollution degree | 2 |

### Electrical isolation Input/power supply IEC/EN 61010-1

| | |
|---|---|
| Standards/regulations | IEC/EN 61010-1 |
| Rated insulation voltage | 300 $V_{rms}$ |
| Overvoltage category | II |
| Pollution degree | 2 |
| Insulation | Safe isolation |

### Electrical isolation Output 1/output 2/input, power supply IEC/EN 61010-1

| | |
|---|---|
| Standards/regulations | IEC/EN 61010-1 |
| Rated insulation voltage | 300 $V_{rms}$ |
| Overvoltage category | III |
| Pollution degree | 2 |
| Insulation | Safe isolation |

Supply

| | |
|---|---|
| Nominal supply voltage range | 24 V AC/DC ... 230 V AC/DC -20 % ... +10 % (50/60 Hz) |
| Supply voltage range | 19.2 V AC/DC ... 253 V AC/DC (50/60 Hz) |
| Max. current consumption | < 80 mA |
| | < 42 mA (24 V DC) |
| Power dissipation | < 1.1 W |
| Power consumption | < 1.1 W |

## Input data

Signal: NAMUR

| | |
|---|---|
| Number of inputs | 2 |
| Available input sources | NAMUR proximity sensors (IEC/EN 60947-5-6) |
| | floating switch contacts |
| | Switch contacts with resistance circuit |
| Switching threshold "0" signal current | < 1.2 mA (blocking) |
| Switching threshold "1" signal, current | > 2.1 mA (conductive) |
| Short-circuit current | 8 mA |
| Switching hysteresis | < 0.2 mA |
| Line fault detection | < 0.05 mA ... 0.35 mA (Line break) |
| | < 100 Ω ... 360 Ω (Short circuit) |
| | Activated /deactivated via DIP switch |
| Open-circuit voltage | 8 V DC |

## Output data

Switching: Relay

| | |
|---|---|
| Contact switching type | 1 changeover contact per channel |
| Contact material | $AgSnO_2$, hard gold-plated |
| Maximum switching voltage | 250 V AC (2 A, 60 Hz) |
| | 120 V DC (0.2 A) |
| | 30 V DC (2 A) |
| Maximum switching power | 500 VA |
| Recommended minimum load | 5 V / 10 mA |
| Switching frequency | ≤ 20 Hz (Load-dependent) |

Signal

| | |
|---|---|
| Number of outputs | 2 |

## Connection data

| | |
|---|---|
| Connection method | Push-in connection |
| Stripping length | 10 mm |
| Conductor cross-section rigid | 0.2 mm² ... 2.5 mm² |
| Conductor cross-section flexible | 0.2 mm² ... 2.5 mm² |
| Conductor cross-section flexible (2 conductors with same cross section) | 0.25 mm² ... 0.34 mm² (TWIN ferrule without plastic sleeve) |
| | 0.5 mm² ... 1.5 mm² (TWIN ferrule with plastic sleeve) |
| Conductor cross-section AWG | 24 ... 14 |
| | 24 ... 22 (TWIN ferrule without plastic sleeve) |
| | 20 ... 16 (TWIN ferrule with plastic sleeve) |

## Ex data

| | |
|---|---|
| Ex installation (EPL) | Gc |
| | Div. 2 |

## Interfaces

### Data

| | |
|---|---|
| No. of channels | 0 |

## Signaling

| | |
|---|---|
| Status display | Green LED (supply voltage) |
| | LED yellow (switching state) |
| | Red LED (line errors) |

## Dimensions

| | |
|---|---|
| Dimensional drawing | 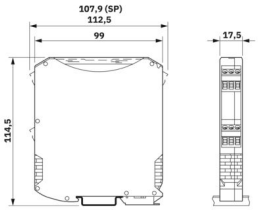 |
| Width | 17.5 mm |
| Height | 107.9 mm |
| Depth | 113.7 mm |
| Depth NS 35/7,5 | 114.5 mm (Snapped onto DIN rail NS 35/7,5 in accordance with EN 60715) |

## Material specifications

| | |
|---|---|
| Color | gray (RAL 7042) |
| Flammability rating according to UL 94 (Housing) | V0 (Housing) |
| Housing material | PA 6.6-FR |

## Characteristics

Safety data

| | |
|---|---|
| Safety Integrity Level (SIL) | 2 |

Safety data

| | |
|---|---|
| Safety Integrity Level (SIL) | 2 |

## Environmental and real-life conditions

Ambient conditions

| | |
|---|---|
| Ambient temperature (operation) | -40 °C ... 60 °C (Any mounting position) |
| | -40 °C ... 70 °C (Derating) |
| Ambient temperature (storage/transport) | -40 °C ... 85 °C |
| Permissible humidity (operation) | 10 % ... 95 % (non-condensing) |

Altitude range (≤ 2000 m)

| | |
|---|---|
| Altitude | ≤ 2000 m (The technical data refers to altitudes ≤2000 m above mean sea level. For altitudes >2000 m above mean sea level, refer to the data sheet.) |
| Ambient temperature (operation) | -40 °C ... 60 °C |
| | -40 °C ... 70 °C (Derating) |
| Rated insulation voltage | 253 V AC (Power supply, input / output) |
| | 125 V DC (Power supply, input / output) |

Altitude range (≤ 3000 m)

| | |
|---|---|
| Height range | > 2000 m ... 3000 m |
| Ambient temperature (operation) | -40 °C ... 54 °C |
| | -40 °C ... 63 °C (Derating) |
| Rated insulation voltage | 190 V AC (Power supply, input / output) |
| | 110 V DC (Power supply, input / output) |

Altitude range (≤ 4000 m)

| | |
|---|---|
| Height range | > 3000 m ... 4000 m |
| Ambient temperature (operation) | -40 °C ... 48 °C |
| | -40 °C ... 56 °C (Derating) |
| Rated insulation voltage | 60 V AC/DC (Power supply, input / output) |

Altitude range (≤ 5000 m)

| | |
|---|---|
| Height range | > 4000 m ... 5000 m |
| Ambient temperature (operation) | -40 °C ... 42 °C |
| | -40 °C ... 49 °C (Derating) |
| Rated insulation voltage | 60 V AC/DC (Power supply, input / output) |

## Approvals

CE

| | |
|---|---|
| Certificate | CE-compliant |
| Note | and EN 61326-1 |

ATEX

| | |
|---|---|
| Identification | Ⓔx II 3G Ex ec nC IIC T4 Gc |
| Certificate | IBExU 20 ATEX B011 X |

IECEx

| | |
|---|---|
| Identification | Ex ec nC IIC T4 Gc |
| Certificate | IBE 10.0002 X |

CCC / China-Ex

| | |
|---|---|
| Identification | Ex ec nC IIC T4 Gc |
| Certificate | 2021122304114199 |

UL, USA/Canada

| | |
|---|---|
| Identification | UL 508 Listed |
| | UL 61010 Listed |
| | Class I, Div. 2, Groups A, B, C, D T4 |
| | Class I, Zone 2, Group IIC T4 |

Shipbuilding approval

| | |
|---|---|
| Certificate | DNV GL TAA000020C |

Safety Integrity Level (SIL, IEC 61508)

| | |
|---|---|
| Identification | 2 |
| Certificate | IN-AT-AS-MRL-24-00163 |

Systematic Capability

| | |
|---|---|
| Identification | 3 |

INMETRO

| | |
|---|---|
| Identification | Ex ec nC IIC T4 Gc |
| Certificate | DNV 18.0116 X |

EAC Ex

| | |
|---|---|
| Identification | EAC Ex Ex ec nC IIC T4 Gc |
| Certificate | BY/112 02.01 TP012 103.01 00078 |

Shipbuilding data

| | |
|---|---|
| Temperature | B |
| Humidity | B |
| Vibration | A |
| EMC | A |
| Enclosure | Required protection according to the Rules shall be provided upon installation on board |

## EMC data

| | |
|---|---|
| Electromagnetic compatibility | Conformance with EMC directive |
| Noise immunity | EN 61000-6-2 |

Noise emission

| | |
|---|---|
| Standards/regulations | EN 61000-6-4 |

Electromagnetic HF field

| | |
|---|---|
| Designation | Electromagnetic RF field |
| Standards/regulations | EN 61000-4-3 |
| Evaluation criterion | A |

Fast transients (burst)

| | |
|---|---|
| Designation | Fast transients (burst) |
| Standards/regulations | EN 61000-4-4 |
| Evaluation criterion | A |

Conducted interference

| | |
|---|---|
| Designation | Conducted interferences |
| Standards/regulations | EN 61000-4-6 |
| Evaluation criterion | A |

## Standards and regulations

| | |
|---|---|
| Electrical isolation | 3-way isolation |

GB Standard

| | |
|---|---|
| Standards/regulations | GB/T 3836.1 |
| | GB/T 3836.3 |
| | GB/T 3836.8 |

## Mounting

| | |
|---|---|
| Mounting type | DIN rail mounting |

## Drawings

Dimensional drawing

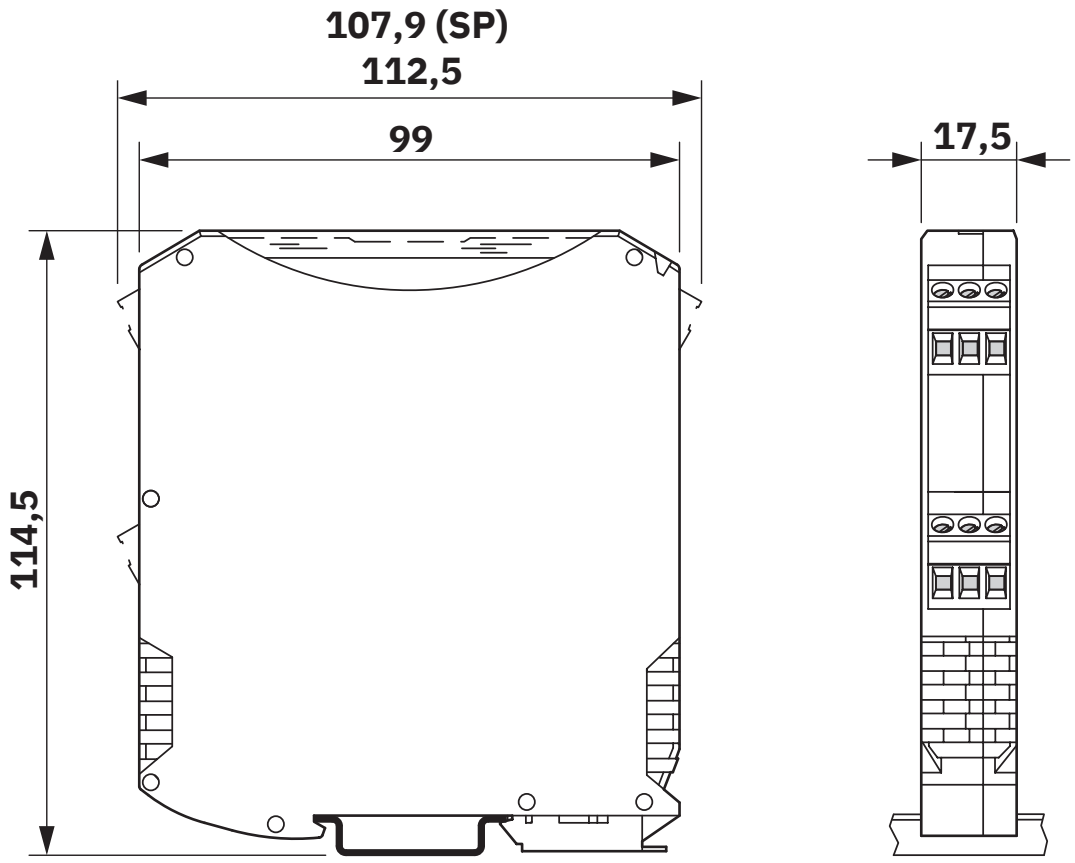

Block diagram

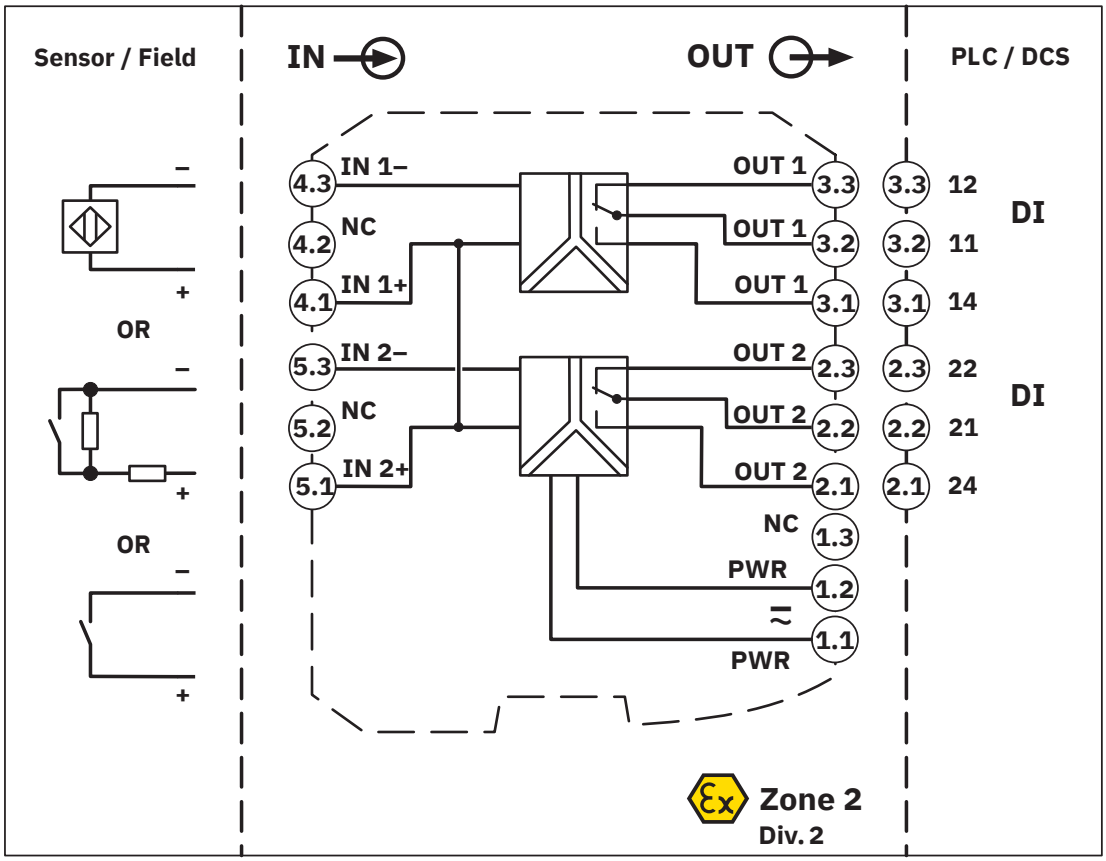

## Approvals

To download certificates, visit the product detail page: https://www.phoenixcontact.com/gb/products/2924304

**TUEV Austria FS**
Approval ID: IN-AT-AS-24-00163

**cULus Listed**
Approval ID: E330267

**IECEx**
Approval ID: IECEx IBE 10.0002X

**ATEX**
Approval ID: IBExU20ATEXB011X

**INMETRO**
Approval ID: DNV 18.0116 X

**CCC**
Approval ID: 2021122304114199

**cULus Listed**
Approval ID: E199827

## Classifications

### ECLASS

| | |
|---|---|
| ECLASS-13.0 | 27210121 |
| ECLASS-15.0 | 27210121 |

### ETIM

| | |
|---|---|
| ETIM 10.0 | EC001485 |

### UNSPSC

| | |
|---|---|
| UNSPSC 21.0 | 39121000 |

## Environmental product compliance

EU RoHS

| | |
|---|---|
| Fulfills EU RoHS substance requirements | Yes |
| Exemption | 7(a), 7(a)-I, 7(c)-I |

China RoHS

| | |
|---|---|
| Environment friendly use period (EFUP) | EFUP-50 |
| | An article-related China RoHS declaration table can be found in the download area for the respective article under "Manufacturer declaration". For all articles with EFUP-E, no China RoHS declaration table issued and required. |

EU REACH SVHC

| | |
|---|---|
| REACH candidate substance (CAS No.) | Lead(CAS: 7439-92-1) |
| SCIP | 223a7cff-5da7-4c2a-85bd-04482bc32cb4 |


Phoenix Contact 2026 © - all rights reserved
https://www.phoenixcontact.com



PHOENIX CONTACT Ltd
Halesfield 13, Telford
Shropshire, TF7 4PG
01952 681700
info@phoenixcontact.co.uk