

MACX MCR-SL-2NAM-T-SP - Isolation switch amplifier



2924281

<https://www.phoenixcontact.com/gb/products/2924281>

Please be informed that the data shown in this PDF document is generated from our online catalog. Please find the complete data in the user documentation. Our general terms of use for downloads are valid.



NAMUR isolation switch amplifier for operating proximity sensors and switches. The signals are transmitted per channel to the control level via 1 transistor output (passive). number of channels: 2, Standard configuration, 3-way isolation, Line fault detection, Safety Integrity Level (SIL, IEC 61508): 2, Systematic Capability: 3, Push-in connection

Your advantages

- Power supply and error indication possible via DIN rail connector
- Up to SIL 2 in accordance with EN 61508
- Installation in zone 2, protection type "n" (EN 60079-15) permitted
- Line fault detection (LFD), can be activated/deactivated, error indicated by flashing red LED with disabling of transistor output
- Input for NAMUR proximity sensors (EN 60947-5-6), floating contacts or contacts with resistance circuit
- LED indicators for supply voltage, switching state, and malfunction in accordance with NAMUR NE 44
- 2-channel
- Transistor signal output (passive); up to 5 kHz
- 3-way electrical isolation
- Direction of operation can be selected (operating or closed circuit current behavior)

Commercial data

Item number	2924281
Packing unit	1 pc
Minimum order quantity	1 pc
Note	Made to order (non-returnable)
Sales key	DK1113
Product key	DK1113
GTIN	4046356491754
Weight per piece (including packing)	163.5 g
Weight per piece (excluding packing)	169.1 g
Customs tariff number	85365019
Country of origin	DE

Technical data

Product properties

Product type	Isolating switch amplifier
Product family	MACX Analog
Application	Digital IN
No. of channels	2
Configuration	DIP switches

System properties

Functionality

Configuration	DIP switches
---------------	--------------

Electrical properties

Electrical isolation	3-way isolation
Electrical isolation between input and output	yes
Line monitoring	Line fault detection

Electrical isolation

Overvoltage category	II
Pollution degree	2

Electrical isolation Input/output IEC/EN 60079-7

Standards/regulations	IEC/EN 60079-7
Rated insulation voltage	265 V _{PP}

Electrical isolation Input/supply, DIN rail connector IEC/EN 60079-7

Standards/regulations	IEC/EN 60079-7
Rated insulation voltage	265 V _{PP}

Electrical isolation Input/output/supply, DIN rail connector IEC/EN 61010-1

Standards/regulations	IEC/EN 61010-1
Rated insulation voltage	300 V _{rms}
Test voltage	2.5 kV AC (50 Hz, 60 s)
Insulation	Safe isolation

Electrical isolation Output 1/output 2 IEC/EN 61010-1

Standards/regulations	IEC/EN 61010-1
Rated insulation voltage	50 V _{rms}
Test voltage	1 kV AC (50 Hz, 60 s)
Insulation	Basic insulation

Supply

Nominal supply voltage	24 V DC -20 % ... +25 %
Supply voltage range	19.2 V DC ... 30 V DC
Max. current consumption	< 34 mA (24 V DC)

Power dissipation	≤ 1000 mW
Power consumption	0.85 W

Input data

Signal: NAMUR

Number of inputs	2
Available input sources	NAMUR proximity sensors (IEC/EN 60947-5-6) floating switch contacts Switch contacts with resistance circuit
Switching threshold "0" signal current	< 1.2 mA (blocking)
Switching threshold "1" signal, current	> 2.1 mA (conductive)
Short-circuit current	8 mA
Switching hysteresis	< 0.2 mA
Line fault detection	< 0.05 mA ... 0.35 mA (Line break) < 100 Ω ... 360 Ω (Short circuit) Activated /deactivated via DIP switch
Open-circuit voltage	8 V DC

Output data

Switching: Transistor

Output description	passive
Minimum switching voltage	3 V DC
Maximum switching voltage	30 V DC
Drop (ΔU)	< 1.4 V
Max. switching current	50 mA (short-circuit-proof)
Min. switching current	5 mA (short-circuit-proof)
Switching frequency	≤ 5 kHz

Signal

Number of outputs	2
-------------------	---

Connection data

Connection method	Push-in connection
Stripping length	10 mm
Conductor cross-section rigid	0.2 mm ² ... 2.5 mm ²
Conductor cross-section flexible	0.2 mm ² ... 2.5 mm ²
Conductor cross-section flexible (2 conductors with same cross section)	0.25 mm ² ... 0.34 mm ² (TWIN ferrule without plastic sleeve) 0.5 mm ² ... 1.5 mm ² (TWIN ferrule with plastic sleeve)
Conductor cross-section AWG	24 ... 14 24 ... 22 (TWIN ferrule without plastic sleeve) 20 ... 16 (TWIN ferrule with plastic sleeve)

Ex data

Ex installation (EPL)	Gc
-----------------------	----

MACX MCR-SL-2NAM-T-SP - Isolation switch amplifier



2924281

<https://www.phoenixcontact.com/gb/products/2924281>

Div. 2

Interfaces

Data

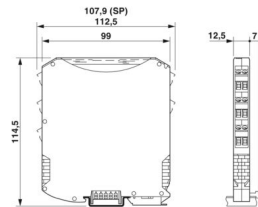
No. of channels	0
-----------------	---

Signaling

Status display	Green LED (supply voltage)
	LED yellow (switching state)
	Red LED (line errors)

Dimensions

Dimensional drawing



Width	12.5 mm
Height	107.9 mm
Depth	113.7 mm
Depth NS 35/7,5	114.5 mm (Snapped onto DIN rail NS 35/7,5 in accordance with EN 60715)

Material specifications

Color	gray (RAL 7042)
Flammability rating according to UL 94 (Housing)	V0 (Housing)
Housing material	PA 6.6-FR

Characteristics

Safety data

Safety Integrity Level (SIL)	2
------------------------------	---

Safety data

Safety Integrity Level (SIL)	2
------------------------------	---

Environmental and real-life conditions

Ambient conditions

Degree of protection	IP20 (not assessed by UL)
Ambient temperature (operation)	-40 °C ... 60 °C (Any mounting position)
	-40 °C ... 70 °C (Derating)
Ambient temperature (storage/transport)	-40 °C ... 85 °C
Permissible humidity (operation)	10 % ... 95 % (non-condensing)

2924281

<https://www.phoenixcontact.com/gb/products/2924281>

Altitude range (≤ 2000 m)

Altitude	≤ 2000 m (The technical data refers to altitudes ≤ 2000 m above mean sea level. For altitudes >2000 m above mean sea level, refer to the data sheet.)
Ambient temperature (operation)	-40 °C ... 60 °C -40 °C ... 70 °C (Derating)
Rated insulation voltage	265 V AC/DC ($U_{\text{Isolation "ec"}}$: Supply, input / output)

Altitude range (≤ 3000 m)

Height range	> 2000 m ... 3000 m
Ambient temperature (operation)	-40 °C ... 54 °C -40 °C ... 63 °C (Derating)
Rated insulation voltage	190 V AC/DC ($U_{\text{Isolation "ec"}}$: Supply, input / output)

Altitude range (≤ 4000 m)

Height range	> 3000 m ... 4000 m
Ambient temperature (operation)	-40 °C ... 48 °C -40 °C ... 56 °C (Derating)
Rated insulation voltage	60 V AC/DC ($U_{\text{Isolation "ec"}}$: Supply, input / output)

Altitude range (≤ 5000 m)

Height range	> 4000 m ... 5000 m
Ambient temperature (operation)	-40 °C ... 42 °C -40 °C ... 49 °C (Derating)
Rated insulation voltage	60 V AC/DC ($U_{\text{Isolation "ec"}}$: Supply, input / output)

Approvals

CE

Certificate	CE-compliant
Note	and EN 61326

ATEX

Identification	⊕ II 3 G Ex ec IIC T4 Gc
Certificate	IBExU 08 ATEX 1100 X

IECEX

Identification	Ex ec IIC T4 Gc
Certificate	IECEX IBE 08.0005X

CCC / China-Ex

Identification	Ex ec IIC T4 Gc
Certificate	2022122310115713

UL, USA/Canada

Identification	UL 508 Listed
	UL 61010 Listed
	Class I, Div. 2, Groups A, B, C, D T4

MACX MCR-SL-2NAM-T-SP - Isolation switch amplifier



2924281

<https://www.phoenixcontact.com/gb/products/2924281>

	Class I, Zone 2, Group IIC T4
--	-------------------------------

Shipbuilding approval

Certificate	DNV GL TAA00000AG
-------------	-------------------

Safety Integrity Level (SIL, IEC 61508)

Identification	2
Certificate	IN-AT-AS-MRL-25-00008

Systematic Capability

Identification	3
----------------	---

INMETRO

Identification	Ex ec IIC T4 Gc
Certificate	DNV 18.0141 X

Shipbuilding data

Temperature	B
Humidity	B
Vibration	A
EMC	B
Enclosure	Required protection according to the Rules shall be provided upon installation on board

EMC data

Electromagnetic compatibility	Conformance with EMC directive
Noise immunity	EN 61000-6-2

Noise emission

Standards/regulations	EN 61000-6-4
-----------------------	--------------

Electromagnetic HF field

Designation	Electromagnetic RF field
Standards/regulations	EN 61000-4-3
Evaluation criterion	A

Fast transients (burst)

Designation	Fast transients (burst)
Standards/regulations	EN 61000-4-4
Evaluation criterion	A

Conducted interference

Designation	Conducted interferences
Standards/regulations	EN 61000-4-6
Evaluation criterion	A

Standards and regulations

Electrical isolation	3-way isolation
----------------------	-----------------

MACX MCR-SL-2NAM-T-SP - Isolation switch amplifier



2924281

<https://www.phoenixcontact.com/gb/products/2924281>

GB Standard

Standards/regulations	GB/T 3836.1
	GB/T 3836.3

Mounting

Mounting type	DIN rail mounting
---------------	-------------------

MACX MCR-SL-2NAM-T-SP - Isolation switch amplifier



2924281

<https://www.phoenixcontact.com/gb/products/2924281>

Drawings

Dimensional drawing



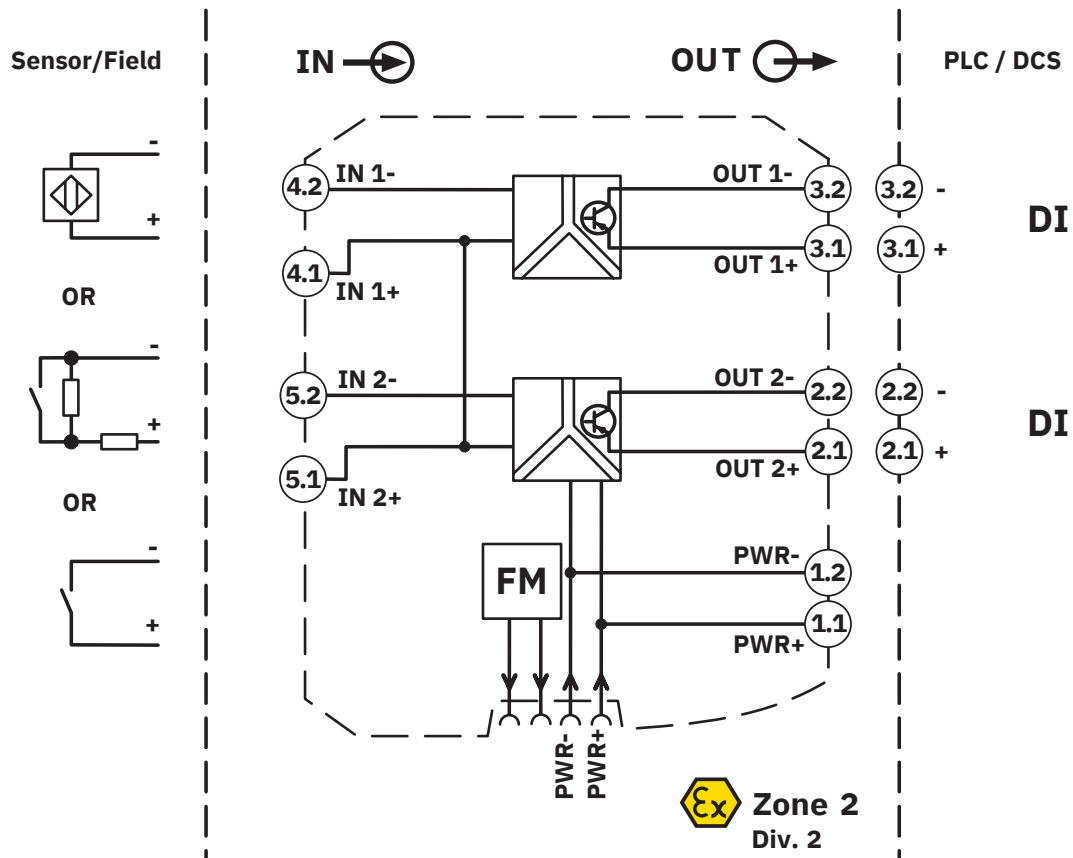
MACX MCR-SL-2NAM-T-SP - Isolation switch amplifier



2924281

<https://www.phoenixcontact.com/gb/products/2924281>

Block diagram



2924281


<https://www.phoenixcontact.com/gb/products/2924281>

Approvals

🔗 To download certificates, visit the product detail page: <https://www.phoenixcontact.com/gb/products/2924281>

 **UL Listed**
Approval ID: E330267


 **cUL Listed**
Approval ID: E330267

 **CCC**
Approval ID: 2022122310115713

DNV
Approval ID: TAA00000AG

TUEV Austria FS
Approval ID: IN-AT-AS-MRL-25-0008

 **cUL Listed**
Approval ID: E199827

 **UL Listed**
Approval ID: FILE E 199827

INMETRO
Approval ID: DNV 18.0141 X

 **IECEx**
Approval ID: IECEx IBE 08.0005X

 **ATEX**
Approval ID: IBEU 08 ATEX 1100

2924281

<https://www.phoenixcontact.com/gb/products/2924281>

Classifications

ECLASS

ECLASS-13.0	27210121
ECLASS-15.0	27210121

ETIM

ETIM 10.0	EC001485
-----------	----------

UNSPSC

UNSPSC 21.0	39121000
-------------	----------

2924281

<https://www.phoenixcontact.com/gb/products/2924281>

Environmental product compliance

EU RoHS

Fulfills EU RoHS substance requirements	Yes
Exemption	7(a), 7(c)-I

China RoHS

Environment friendly use period (EFUP)	EFUP-50
	An article-related China RoHS declaration table can be found in the download area for the respective article under "Manufacturer declaration". For all articles with EFUP-E, no China RoHS declaration table issued and required.

EU REACH SVHC

REACH candidate substance (CAS No.)	Lead(CAS: 7439-92-1)
	2,2',6,6'-tetrabromo-4,4'-isopropylidenediphenol(CAS: 79-94-7)
SCIP	85228004-b55b-4a9a-afbe-5bcf39ffabfc

EF3.1 Climate Change

CO2e kg	4.867 kg CO2e
---------	---------------

Phoenix Contact 2026 © - all rights reserved
<https://www.phoenixcontact.com>

PHOENIX CONTACT Ltd
 Halesfield 13, Telford
 Shropshire, TF7 4PG
 01952 681700
info@phoenixcontact.co.uk