

TTC-6P-1X2-F-48DC-UT-I - Surge protection device



2908199

<https://www.phoenixcontact.com/gb/products/2908199>

Please be informed that the data shown in this PDF document is generated from our online catalog. Please find the complete data in the user documentation. Our general terms of use for downloads are valid.



Surge protection, consisting of protective plug and base element, with integrated status indicator for a 2-wire floating signal circuit. Indirect grounding via gas discharge tube. Can be used in safety-related circuits up to SIL 3.

Your advantages

- Space-saving and cost-saving with a narrow overall width of just 6 mm
- Continuous monitoring of protective devices, plus mechanical status indicator with optional remote signaling
- Finding the right product for all possible requirements in MCR applications is easy, thanks to the complete range of products with customized features
- Easy testing and documentation with CHECKMASTER 2 with pluggable protective modules
- The signal is not influenced during maintenance work, thanks to the impedance-neutral insertion and removal of protective plugs

Commercial data

| | |
|--------------------------------------|--------------------------------|
| Item number | 2908199 |
| Packing unit | 1 pc |
| Minimum order quantity | 1 pc |
| Note | Made to order (non-returnable) |
| Sales key | CL2161 |
| Product key | CL2161 |
| GTIN | 4055626282848 |
| Weight per piece (including packing) | 46.11 g |
| Weight per piece (excluding packing) | 41.91 g |
| Customs tariff number | 85363010 |
| Country of origin | DE |

TTC-6P-1X2-F-48DC-UT-I - Surge protection device



2908199

<https://www.phoenixcontact.com/gb/products/2908199>

Technical data

Product properties

| | |
|-------------------------|---|
| Product type | Surge protection for MCR technology |
| Product family | TERMITRAB complete |
| IEC test classification | C1 |
| | C2 |
| | C3 |
| | D1 |
| Type | DIN rail module, two-section, divisible |
| Wire pairs per module | 1 |

Insulation characteristics

| | |
|----------------------|-----|
| Overvoltage category | III |
| Pollution degree | 2 |

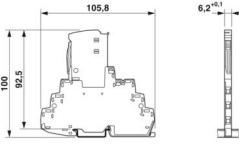
Electrical properties

| | |
|-----------------------|---------|
| Nominal voltage U_N | 48 V DC |
|-----------------------|---------|

Connection data

| | |
|----------------------------------|---|
| Connection method | Screw connection |
| Screw thread | M3 |
| Tightening torque | 0.5 Nm ... 0.6 Nm |
| Conductor cross-section flexible | 0.2 mm ² ... 2.5 mm ² |
| Conductor cross-section rigid | 0.2 mm ² ... 4 mm ² |
| Conductor cross-section AWG | 24 ... 12 |

Dimensions

| | |
|---------------------|--|
| Dimensional drawing |  |
| Width | 6.2 mm +0.1 mm |
| Height | 105.8 mm |
| Depth | 100 mm (incl. DIN rail 7.5 mm) |

Material specifications

| | |
|--|-----------------------|
| Color (Base element) | gray (RAL 7042) |
| Color (Male connector) | light gray (RAL 7035) |
| Flammability rating according to UL 94 | V-0 |
| Insulating material | PBT |
| Housing material | PBT |

TTC-6P-1X2-F-48DC-UT-I - Surge protection device



2908199

<https://www.phoenixcontact.com/gb/products/2908199>

Mechanical properties

Mechanical data

| | |
|-----------------|----|
| Open side panel | No |
|-----------------|----|

Protective circuit

| | |
|---|--|
| Direction of action | Line-Line & Line-Signal Ground/Shield & optional Signal Ground/Shield-Earth Ground |
| Nominal voltage U_N | 48 V DC |
| Maximum continuous operating voltage U_C | 55.2 V DC |
| | 30 V AC |
| Rated current | 160 mA DC (75 °C) |
| | 600 mA AC (56 °C) |
| Operating effective current I_C at U_C | $\leq 5 \mu\text{A}$ |
| Protective conductor current I_{PE} | $\leq 1 \mu\text{A}$ |
| Nominal discharge current I_n (8/20) μs (line-line) | 5 kA |
| Nominal discharge current I_n (8/20) μs (line-ground) | 5 kA |
| Pulse discharge current I_{imp} (10/350) μs (line-line) | 0.5 kA |
| Pulse discharge current I_{imp} (10/350) μs (line-earth) | 0.5 kA |
| Total discharge current I_{Total} (8/20) μs | 10 kA |
| Voltage protection level U_p (line-line) | $\leq 180 \text{ V}$ (C1 - 1 kV / 500 A) |
| | $\leq 400 \text{ V}$ (C2 - 10 kV / 5 kA) |
| | $\leq 85 \text{ V}$ (C3 - 25 A) |
| | $\leq 90 \text{ V}$ (C3 - 100 A) |
| Voltage protection level U_p (line-earth) | $\leq 900 \text{ V}$ (C1 - 1 kV / 500 A) |
| | $\leq 1.05 \text{ kV}$ (C2 - 10 kV / 5 kA) |
| | $\leq 1.3 \text{ kV}$ (C3 - 25 A) |
| | $\leq 1.4 \text{ kV}$ (C3 - 100 A) |
| Voltage protection level U_p static (line-line) | $\leq 45 \text{ V}$ (C1 - 1 kV / 500 A) |
| | $\leq 160 \text{ V}$ (C2 - 10 kV / 5 kA) |
| Voltage protection level U_p static (line-earth) | $\leq 900 \text{ V}$ (C1 - 1 kV / 500 A) |
| | $\leq 1.05 \text{ kV}$ (C2 - 10 kV / 5 kA) |
| Response time t_A (line-line) | $\leq 1 \text{ ns}$ |
| Response time t_A (line-earth) | $\leq 100 \text{ ns}$ |
| Input attenuation aE, sym. | typ. 0.3 dB ($\leq 470 \text{ kHz}/150 \Omega$) |
| Cut-off frequency f_g (3 dB), sym. in 150 Ω system | typ. 1.8 MHz |
| Capacity (Core-Core) | typ. 1.1 nF |
| Resistance per path | 1.65 $\Omega \pm 20 \%$ |
| Surge protection fault message | optical |
| Max. required back-up fuse | 160 mA DC (FF) |
| | 630 mA AC (FF) |
| Impulse durability (line-line) | C1 - 1 kV / 500 A |
| | C2 - 10 kV / 5 kA |
| | C3 - 50 A |

TTC-6P-1X2-F-48DC-UT-I - Surge protection device



2908199

<https://www.phoenixcontact.com/gb/products/2908199>

| | |
|---------------------------------|-------------------|
| Impulse durability (line-earth) | C1 - 1 kV / 500 A |
| | C2 - 10 kV / 5 kA |
| | C3 - 100 A |
| | D1 - 500 A |
| Pulse reset time (line-line) | ≤ 700 ms |
| Pulse reset time (line-earth) | ≤ 30 ms |

Additional technical data

| | |
|--|------------|
| Max. total discharge current $I_{total\ max}$ (8/20) μ s | 20 kA (1x) |
|--|------------|

Environmental and real-life conditions

Ambient conditions

| | |
|---|------------------|
| Degree of protection | IP20 |
| Ambient temperature (operation) | -40 °C ... 85 °C |
| Ambient temperature (storage/transport) | -40 °C ... 85 °C |
| Altitude | ≤ 4000 m (amsl) |
| Permissible humidity (operation) | 5 % ... 95 % |

Standards and regulations

| | |
|--------------------------|---|
| Standards/specifications | IEC 61643-21 |
| Note | 2000 + corrigendum 2001 + A1:2008, modified + A2:2012 |

EN 61643-21

| | |
|--------------------------|--------------------------|
| Standards/specifications | EN 61643-21 |
| Note | 2001 + A1:2009 + A2:2013 |

Mounting

| | |
|---------------|--------------------------|
| Mounting type | DIN rail: TH 35 - 7.5 mm |
|---------------|--------------------------|

TTC-6P-1X2-F-48DC-UT-I - Surge protection device



2908199

<https://www.phoenixcontact.com/gb/products/2908199>

Drawings

Dimensional drawing



Schematic diagram

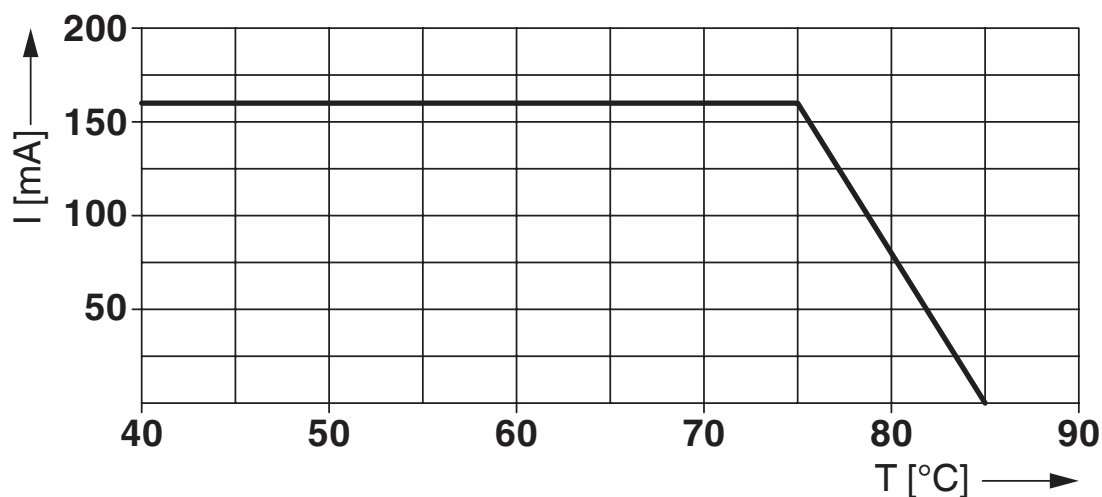
| TTC-6P-1x2-F-...-I | | | | | | | | | |
|--------------------|--------------------------|-----------------------------|--------------------------|-------|--------------------------|----------------------------|------|--------------------------|-------|
| Category | 1oo1 architecture, HFT=0 | | | | 1oo2 architecture, HFT=1 | | | | |
| | PFD _{AVG} | PFH | Used budget of SIL 2 SIF | | PFD _{AVG} | PFH | CCF | Used budget of SIL 3 SIF | |
| | | | PFD _{AVG} | PFH | | | | PFD _{AVG} | PFH |
| | 2.70 $\times 10^{-5}$ | 4.80 $\times 10^{-9}$ [1/h] | 0.3 % | 0.5 % | 1.35 $\times 10^{-6}$ | 2.40 $\times 10^{-10}$ 1/h | 5 % | 0.1 % | 0.2 % |
| | | | | | 2.70 $\times 10^{-6}$ | 4.80 $\times 10^{-10}$ 1/h | 10 % | 0.3 % | 0.5 % |

Calculation based on exida report, Phoenix Contact 16/06-072 R022 V4R2
 exida Profile 1, FMEDA Analysis 2, T_{proof}: 1 year, MT: 10 years, MTTR: 24 hours, PTC: 99%

Used standards
 IEC/EN 61508, edition 2010 (device specific)
 IEC/EN 61511, edition 2016 + COR1:2016 + A1:2017 (system specific)

Functional safety scenarios

Diagram

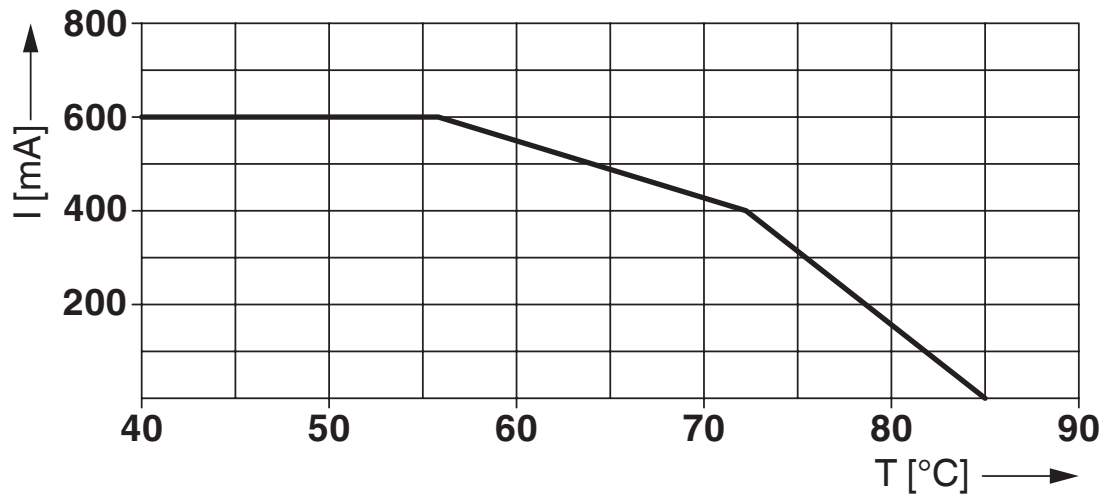


Derating curve at 55.2 V DC

2908199

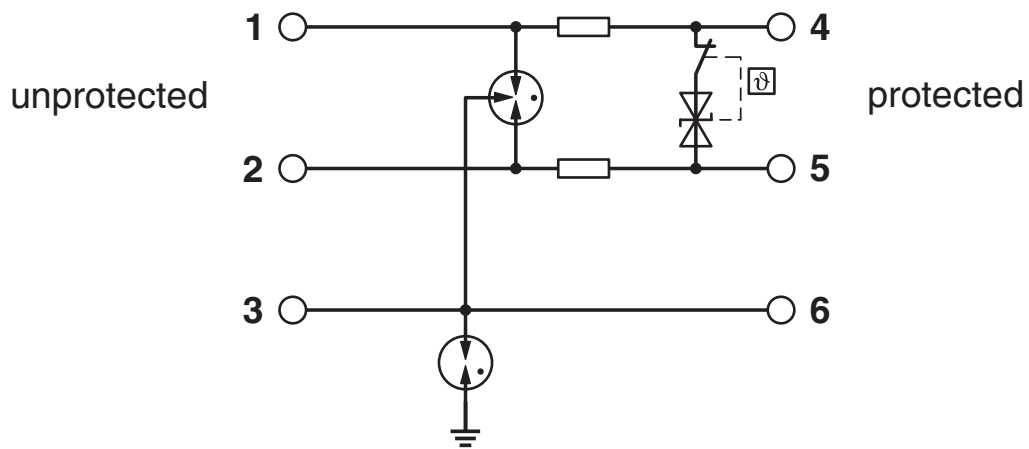
<https://www.phoenixcontact.com/gb/products/2908199>

Diagram



Derating curve at 30 V AC

Circuit diagram



TTC-6P-1X2-F-48DC-UT-I - Surge protection device



2908199

<https://www.phoenixcontact.com/gb/products/2908199>

Classifications

ECLASS

ECLASS-13.0

27171501

ETIM

ETIM 9.0

EC000943

UNSPSC

UNSPSC 21.0

39121600

2908199

<https://www.phoenixcontact.com/gb/products/2908199>

Environmental product compliance

EU RoHS

| | |
|---|--------------|
| Fulfills EU RoHS substance requirements | Yes |
| Exemption | 7(a), 7(c)-I |

China RoHS

| | |
|--|---|
| Environment friendly use period (EFUP) | EFUP-50 |
| | An article-related China RoHS declaration table can be found in the download area for the respective article under "Manufacturer declaration". For all articles with EFUP-E, no China RoHS declaration table issued and required. |

EU REACH SVHC

| | |
|-------------------------------------|--------------------------------------|
| REACH candidate substance (CAS No.) | Lead(CAS: 7439-92-1) |
| SCIP | 9fe51ab7-5ca4-42cc-b95f-27764838a2e9 |

Phoenix Contact 2026 © - all rights reserved

<https://www.phoenixcontact.com>

PHOENIX CONTACT Ltd
Halesfield 13, Telford
Shropshire, TF7 4PG
01952 681700
info@phoenixcontact.co.uk