

FL SWITCH 3004T-FX - Industrial Ethernet Switch



2891033

<https://www.phoenixcontact.com/gb/products/2891033>

Please be informed that the data shown in this PDF document is generated from our online catalog. Please find the complete data in the user documentation. Our general terms of use for downloads are valid.



Managed Ethernet switch with four RJ45 ports at 10/100 Mbps, one SC format fiber optic port and operating temperature of -40°C ... +75°C

Product description

FL SWITCH 3000 managed industrial Ethernet switches combine extensive network performance and security features with complete IEEE redundancy (STP/RSTP/MST) and 15 ms recovery time extended ring redundancy. Unique web customization provides a simplified user interface for today's applications and scalable functionality for future needs. A comprehensive mix of fiber optic and copper port connections meets a wide range of applications.

Your advantages

- -40 to 75°C and -10 to 60°C ambient temperature versions
- RJ45 ports support a transmission speed of 10/100 Mbps
- Fiber-optic ports support 100 Mbps
- Security options with cable locking
- Extensive web diagnostics with configurable LED and remote alarm contacts
- Secure web-based and SNMP-based management
- Unique cleanup function hides unused configuration pages, reducing complexity, maintenance and startup times
- Auto negotiation and autocrossing detection simplifies installation and setup

Commercial data

Item number	2891033
Packing unit	1 pc
Minimum order quantity	1 pc
Note	Made to order (non-returnable)
Sales key	DNN125
Product key	DNN125
GTIN	4046356659147
Weight per piece (including packing)	1,012 g
Weight per piece (excluding packing)	920 g
Customs tariff number	85176200
Country of origin	TW

FL SWITCH 3004T-FX - Industrial Ethernet Switch



2891033

<https://www.phoenixcontact.com/gb/products/2891033>

Technical data

Dimensions

Dimensional drawing	
Width	54.4 mm
Height	146.4 mm
Depth	125 mm

Material specifications

Housing material	Aluminum
------------------	----------

Mounting

Mounting type	DIN rail mounting
---------------	-------------------

Interfaces

Ethernet (RJ45)

Connection method	RJ45
Note on the connection method	Auto negotiation and autocrossing
Transmission speed	10/100 Mbps
Transmission physics	Ethernet in RJ45 twisted pair
Transmission length	100 m
No. of channels	4 (RJ45 ports)

Fiber optic interface

Connection method	SC
Transmission speed	100 Mbps (full duplex)
Transmission physics	multi-mode fiberglass
Transmission length	12.1 km (fiberglass with F-G 62.5/125 0.7 dB/km F1000) 3.3 km (fiberglass with F-G 62.5/125 2.6 dB/km F600) 7.1 km (fiberglass with F-G 50/125 0.7 dB/km F1200) 3.1 km (fiberglass with F-G 50/125 1.6 dB/km F800)
Wavelength	1300 nm
No. of channels	1 (SC multi-mode)

Product properties

Product type	Switch
Product family	Managed Switch 3000
Type	Block design

FL SWITCH 3004T-FX - Industrial Ethernet Switch



2891033

<https://www.phoenixcontact.com/gb/products/2891033>

Insulation characteristics

Protection class	III (VDE 0106, IEC 60536)
------------------	---------------------------

Switch functions

Basic functions	Store and forward switch, Extended Ring and IEEE redundancy, Multicast control, IGMP snooping, trunking, Port and Tagging VLANs, Port and IEEE 802.1x security, SNMP V3 and Https security, SNTP, web customization, user accounts
Signal contact control voltage	24 V DC
Signal contact control current	100 mA
Redundancy	ERR (Extended ring redundancy)
Status and diagnostic indicators	LEDs: U_{S1} , U_{S2} (redundant voltage supply), link and activity per port

Security functions

Basic functions	Store and forward switch, Extended Ring and IEEE redundancy, Multicast control, IGMP snooping, trunking, Port and Tagging VLANs, Port and IEEE 802.1x security, SNMP V3 and Https security, SNTP, web customization, user accounts
-----------------	--

Electrical properties

Local diagnostics	US1, US2 Supply voltage Green LED
	LNK/ACT Link status/data transmission Green LED
	100 Data transmission speed LED red
Maximum power dissipation for nominal condition	5.52 W
Test section	Supply voltage/functional ground 500 V 1 min
Transmission medium	Copper
	FO

Supply

Supply voltage (DC)	24 V DC (redundant)
Supply voltage range	12 V DC ... 48 V DC
Inrush current	4.6 A (3.1 ms)
Residual ripple	3.6 V _{PP} (within the permitted voltage range)
Typical current consumption	217 mA (at $U_S = 24$ V DC)

Function

Signal contact control voltage	24 V DC
Signal contact control current	100 mA

Connection data

Power supply

Connection method	Pluggable COMBICON screw connections
Conductor cross-section, rigid	0.2 mm ² ... 2.5 mm ²
Conductor cross-section, flexible	0.2 mm ² ... 2.5 mm ²
Conductor cross-section AWG	24 ... 12
Stripping length	7 mm

Environmental and real-life conditions

Ambient conditions

Degree of protection	IP20
Ambient temperature (operation)	-40 °C ... 75 °C
Ambient temperature (storage/transport)	-40 °C ... 85 °C
Permissible humidity (operation)	5 % ... 95 % (non-condensing)
Permissible humidity (storage/transport)	5 % ... 95 % (non-condensing)
Air pressure (operation)	57 kPa ... 108 kPa (up to 4850 m above mean sea level)
Air pressure (storage/transport)	57 kPa ... 108 kPa (up to 4850 m above mean sea level)

Approvals

Conformity/Approvals

Conformance	CE-compliant
ATEX	Ⓜ II 3 G Ex nA nC IIC T4 Gc
EU-type examination certificate	DEMKO 16 ATEX 1616X
IECEX	Ex nA nC IIC T4 Gc
IECEX certificate	IECEX UL 16.0094X
UL, USA / Canada	Class I, Div. 2, Groups A, B, C, D

EMC data

Conformance with EMC directives	IEC 61000-6-2 IEC 61000-4-2 (ESD) Criterion B
	IEC 61000-4-3 (immunity to radiated interference) Criterion A
	IEC 61000-4-4 (burst) Criterion A
	IEC 61000-4-5 (surge) Criterion B
	IEC 61000-4-6 (immunity to conducted interference) Criterion A
	IEC 61000-4-8 (immunity to magnetic fields) Criterion A
	EN 55022 (emitted interference) Class A
Noise immunity	NEMA TS-2 EN 61000-6-2:2005

Noise emission

Standards/regulations	EN 61000-6-4
-----------------------	--------------

System properties

Functionality

Basic functions	Store and forward switch, Extended Ring and IEEE redundancy, Multicast control, IGMP snooping, trunking, Port and Tagging VLANs, Port and IEEE 802.1x security, SNMP V3 and Https security, SNTP, web customization, user accounts
-----------------	--

Signaling

Status display	LEDs: U _{S1} , U _{S2} (redundant voltage supply), link and activity per port
----------------	--

FL SWITCH 3004T-FX - Industrial Ethernet Switch

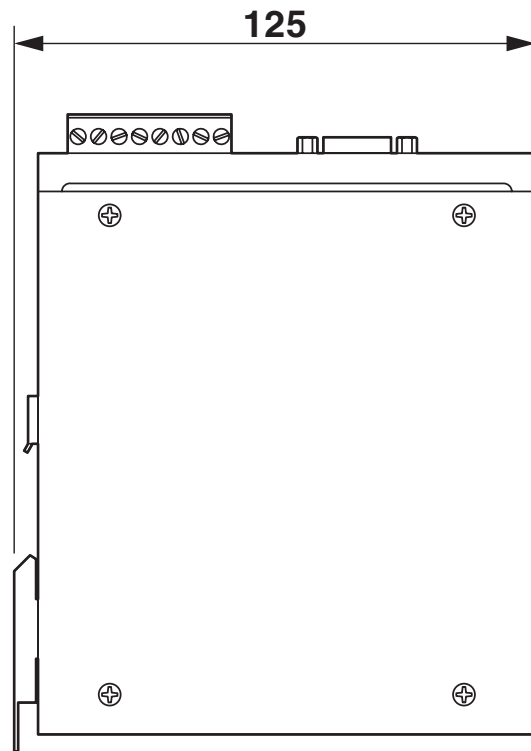
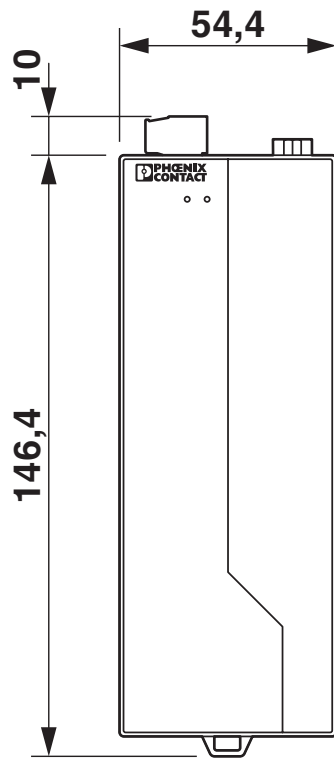


2891033

<https://www.phoenixcontact.com/gb/products/2891033>

Drawings

Dimensional drawing



FL SWITCH 3004T-FX - Industrial Ethernet Switch




2891033

<https://www.phoenixcontact.com/gb/products/2891033>


Approvals

To download certificates, visit the product detail page: <https://www.phoenixcontact.com/gb/products/2891033>

 **UL Listed**
Approval ID: E140324

 **cUL Listed**
Approval ID: E140324

 **cUL Listed**
Approval ID: E360692

 **UL Listed**
Approval ID: E360692

FL SWITCH 3004T-FX - Industrial Ethernet Switch



2891033

<https://www.phoenixcontact.com/gb/products/2891033>

Classifications

UNSPSC

UNSPSC 21.0	43222600
-------------	----------

FL SWITCH 3004T-FX - Industrial Ethernet Switch



2891033

<https://www.phoenixcontact.com/gb/products/2891033>

Environmental product compliance

EU RoHS

Fulfills EU RoHS substance requirements	Yes
Exemption	6(c), 7(a), 7(c)-I

China RoHS

Environment friendly use period (EFUP)	EFUP-10
	An article-related China RoHS declaration table can be found in the download area for the respective article under "Manufacturer declaration". For all articles with EFUP-E, no China RoHS declaration table issued and required.

EU REACH SVHC

REACH candidate substance (CAS No.)	Lead(CAS: 7439-92-1)
-------------------------------------	----------------------

Phoenix Contact 2026 © - all rights reserved
<https://www.phoenixcontact.com>

PHOENIX CONTACT Ltd
Halesfield 13, Telford
Shropshire, TF7 4PG
01952 681700
info@phoenixcontact.co.uk