

# MACX MCR-EX-SL-RPSSI-I-UP - Repeater power supply



2865793

<https://www.phoenixcontact.com/gb/products/2865793>

Please be informed that the data shown in this PDF document is generated from our online catalog. Please find the complete data in the user documentation. Our general terms of use for downloads are valid.



Ex i repeater power supply and input signal conditioner, HART-transparent. Transmits supplied or active 0/4 ... 20 mA signals from the Ex area to a load (active or passive) in the safe area. SIL 2 (1oo1) / SIL 3 (1oo2), wide-range supply.

## Your advantages

- 250  $\Omega$  resistor that can be activated via DIP switches to increase HART impedance for low-resistance systems
- Up to SIL 2 in accordance with EN 61508
- Installation in zone 2, protection type "n" (EN 60079-15) permitted
- Wide-range power supply of 19.2 ... 253 V AC/DC
- 3-way electrical isolation
- Plug-in screw or spring-cage connection technology (Push-in technology), with integrated sockets for HART communicators
- 0/4 ... 20 mA input, [Ex ia] IIC (powered or not powered)
- Bidirectional transmission of digital HART communication signals
- 0/4 ... 20 mA output (active or passive), 0/1 ... 5 V, can be selected via DIP switches

## Commercial data

Item number	2865793
Packing unit	1 pc
Minimum order quantity	1 pc
Note	Made to order (non-returnable)
Sales key	DK1211
Product key	DK1211
GTIN	4046356324694
Weight per piece (including packing)	194.2 g
Weight per piece (excluding packing)	194.2 g
Customs tariff number	85437090
Country of origin	DE

# MACX MCR-EX-SL-RPSSI-I-UP - Repeater power supply



2865793

<https://www.phoenixcontact.com/gb/products/2865793>

## Technical data

### Product properties

Product type	Repeater power supply
Product family	MACX Analog
Application	Analog IN
No. of channels	1
Configuration	DIP switches

### Electrical properties

Electrical isolation	3-way isolation
Electrical isolation between input and output	yes
Step response (10-90%)	< 600 $\mu$ s (for 4 mA ... 20 mA step)
Maximum temperature coefficient	< 0.01 %/K
Maximum transmission error	< 0.1 % (of final value)
Transmission error, typical	< 0.05 % (of final value)

#### Electrical isolation

Test voltage	2.5 kV AC (50 Hz, 60 s)
Overvoltage category	II
Pollution degree	2

#### Electrical isolation Input/output/power supply IEC/EN 61010-1

Standards/regulations	IEC/EN 61010-1
Rated insulation voltage	300 V <sub>rms</sub>
Insulation	Safe isolation

#### Electrical isolation Input/output IEC/EN 60079-11

Standards/regulations	IEC/EN 60079-11
Rated insulation voltage	265 V <sub>rms</sub>

#### Electrical isolation Input/power supply IEC/EN 60079-11

Standards/regulations	IEC/EN 60079-11
Rated insulation voltage	265 V <sub>rms</sub>

#### Electrical isolation Output/supply IEC/EN 60079-7

Standards/regulations	IEC/EN 60079-7
Rated insulation voltage	265 V <sub>rms</sub>

### Supply

Designation	Repeater power supply operation
Nominal supply voltage range	24 V AC/DC ... 230 V AC/DC -20 % ... +10 % (50/60 Hz)
Supply voltage range	19.2 V AC/DC ... 253 V AC/DC (50/60 Hz)
Max. current consumption	< 80 mA (24 V DC / 20 mA)
Power dissipation	< 1.6 W (24 V DC / 20 mA)
Power consumption	< 2.2 W

# MACX MCR-EX-SL-RPSSI-I-UP - Repeater power supply



2865793

<https://www.phoenixcontact.com/gb/products/2865793>

## Supply

Designation	Signal conditioner operation
Nominal supply voltage range	24 V AC/DC ... 230 V AC/DC -20 % ... +10 % (50/60 Hz)
Supply voltage range	19.2 V AC/DC ... 253 V AC/DC (50/60 Hz)
Max. current consumption	< 45 mA (24 V DC / 20 mA)
Power dissipation	< 1.1 W (24 V DC / 20 mA)

## Input data

### Signal: Repeater power supply operation

Description of the input	Active current input, intrinsically safe
Number of inputs	1
Current input signal	4 mA ... 20 mA
Transmitter supply voltage	> 16 V (20 mA)
	> 15.3 V (22.5 mA)

### Signal: Signal conditioner operation

Description of the input	Passive current input, intrinsically safe
Current input signal	0 mA ... 20 mA
	4 mA ... 20 mA
Voltage drop	< 3.5 V (in input isolating amplifier operation)

## Output data

### Signal: Repeater power supply operation

Output description	Current output (active and passive)
Number of outputs	1
Voltage output signal	1 V ... 5 V (internal resistance, 250 Ω, 0.1%)
	Configurable via DIP switches
Current output signal	4 mA ... 20 mA (active)
	4 mA ... 20 mA (14 ... 26 V ext. source voltage)
Load/output load current output	< 600 Ω (20 mA)
	< 525 Ω (22.5 mA)
Output ripple	< 20 mV <sub>rms</sub>
Output behavior in the event of an error	0 mA (Cable break in the input)
	≥ 22.5 mA (Cable short-circuit in the input)

### Signal: Signal conditioner operation

Output description	Current output (active and passive)
Voltage output signal	0 V ... 5 V (internal resistance, 250 Ω, 0.1%)
	1 V ... 5 V (internal resistance, 250 Ω, 0.1%)
Current output signal	0 mA ... 20 mA (active)
	4 mA ... 20 mA (active)
	0 mA ... 20 mA (14 ... 26 V ext. source voltage)
	4 mA ... 20 mA (14 ... 26 V ext. source voltage)
Load/output load current output	< 600 Ω (20 mA)

# MACX MCR-EX-SL-RPSSI-I-UP - Repeater power supply



2865793

<https://www.phoenixcontact.com/gb/products/2865793>

	< 525 $\Omega$ (22.5 mA)
Output ripple	< 20 mV <sub>rms</sub>
Output behavior in the event of an error	0 mA (Cable break in the input)
	0 mA (Cable short-circuit in the input)

## Connection data

Connection method	Screw connection
Stripping length	7 mm
Screw thread	M3
Conductor cross-section rigid	0.2 mm <sup>2</sup> ... 2.5 mm <sup>2</sup>
Conductor cross-section flexible	0.2 mm <sup>2</sup> ... 2.5 mm <sup>2</sup>
Conductor cross-section AWG	24 ... 14
Tightening torque	0.5 Nm ... 0.6 Nm

## Test socket

Max. diameter	2 mm
---------------	------

## Ex data

Ex installation (EPL)	Gc
	Div. 2
Ex i circuits (EPL)	[Ga]
	[Da]
	[Ma]
	[Div. 1]

## Safety data: Repeater power supply operation

Max. output voltage $U_o$	25.2 V
Max. output current $I_o$	93 mA
Max. output power $P_o$	587 mW
Safety-related maximum voltage $U_m$	253 V AC/DC (Supply terminals)
	253 V AC (Output terminals)
	125 V DC (Output terminals)
I (simple circuit): Max. external inductivity $L_o$ / Max. external capacitance $C_o$	40 mH / 4.8 $\mu$ F
IIA (simple circuit): Max. external inductivity $L_o$ / Max. external capacitance $C_o$	26 mH / 2.9 $\mu$ F
IIB (simple circuit): Max. external inductivity $L_o$ / Max. external capacitance $C_o$	14 mH / 820 nF
IIC (simple circuit): Max. external inductivity $L_o$ / Max. external capacitance $C_o$	3 mH / 107 nF
IIA (mixed circuit): Max. external inductivity $L_o$ / Max. external capacitance $C_o$	26 mH / 470 nF, 20 mH / 570 nF, 1 mH / 630 nF, 0.5 mH / 720 nF, 0.1 mH / 1.1 $\mu$ F, 0.005 mH / 2.9 $\mu$ F
IIB/III (mixed circuit): Max. external inductivity $L_o$ / Max. external capacitance $C_o$	16 mH / 370 nF, 500 $\mu$ H / 510 nF, 200 $\mu$ H / 660 nF, 100 $\mu$ H / 820 nF
IIC (mixed circuit): Max. external inductivity $L_o$ / Max. external capacitance $C_o$	2.2 mH / 47 nF, 2 mH / 49 nF, 1 mH / 63 nF, 500 $\mu$ H / 80 nF, 200 $\mu$ H / 107 nF

# MACX MCR-EX-SL-RPSSI-I-UP - Repeater power supply



2865793

<https://www.phoenixcontact.com/gb/products/2865793>

I (mixed circuit): Max. external inductivity $L_o$ / Max. external capacitance $C_o$	37 mH / 0.54 $\mu$ F, 0.35 mH / 1 $\mu$ F, 0.009 mH / 2.9 $\mu$ F, 0.001 mH / 4.15 $\mu$ F
Safety data: Signal conditioner operation	
Input voltage $U_i$	$\leq 30$ V
Input current $I_i$	$\leq 150$ mA
Max. internal inductance $L_i$	negligible
Max. internal capacitance $C_i$	negligible
Safety-related maximum voltage $U_m$	253 V AC/DC (Supply terminals)
	253 V AC (Output terminals)
	125 V DC (Output terminals)

## Interfaces

### Data communication (bypass)

HART function	HART transparency
Protocols supported	HART

## Signaling

Status display	Green LED (supply voltage)
----------------	----------------------------

## Dimensions

Dimensional drawing	
Width	17.5 mm
Height	112.5 mm
Depth	113.7 mm
Depth NS 35/7,5	114.5 mm (Snapped onto DIN rail NS 35/7,5 in accordance with EN 60715)

## Material specifications

Color	gray (RAL 7042)
Flammability rating according to UL 94 (Housing)	V0 (Housing)
Housing material	PA 6.6-FR

## Environmental and real-life conditions

### Ambient conditions

Degree of protection	IP20 (not assessed by UL)
Ambient temperature (operation)	-40 °C ... 60 °C (Any mounting position)
	-40 °C ... 70 °C (Derating)
Ambient temperature (storage/transport)	-40 °C ... 80 °C

# MACX MCR-EX-SL-RPSSI-I-UP - Repeater power supply



2865793

<https://www.phoenixcontact.com/gb/products/2865793>

Permissible humidity (operation)	10 % ... 95 % (non-condensing)
Altitude range ( $\leq 2000$ m)	
Altitude	$\leq 2000$ m (The technical data refers to altitudes $\leq 2000$ m above mean sea level. For altitudes $>2000$ m above mean sea level, refer to the data sheet.)
Ambient temperature (operation)	-40 °C ... 60 °C -40 °C ... 70 °C (Derating)
Rated insulation voltage	375 V <sub>PP</sub> (Power supply, input / output)
Altitude range ( $\leq 3000$ m)	
Height range	$> 2000$ m ... 3000 m
Ambient temperature (operation)	-40 °C ... 54 °C -40 °C ... 63 °C (Derating)
Rated insulation voltage	190 V AC (Power supply, input / output) 110 V DC (Power supply, input / output)
Altitude range ( $\leq 4000$ m)	
Height range	$> 3000$ m ... 4000 m
Ambient temperature (operation)	-40 °C ... 48 °C -40 °C ... 56 °C (Derating)
Rated insulation voltage	60 V AC/DC (Power supply, input / output)
Altitude range ( $\leq 5000$ m)	
Height range	$> 4000$ m ... 5000 m
Ambient temperature (operation)	-40 °C ... 42 °C -40 °C ... 49 °C (Derating)
Rated insulation voltage	60 V AC/DC (Power supply, input / output)

## Approvals

### CE

Certificate	CE-compliant
Note	and EN 61326

### ATEX

Identification	<ul style="list-style-type: none"> <li>Ⓜ II (1) G [Ex ia Ga] IIC</li> <li>Ⓜ II (1) D [Ex ia Da] IIIC</li> <li>Ⓜ II 3(1) G Ex ec [ia Ga] IIC T4 Gc</li> <li>Ⓜ I (M1) [Ex ia Ma] I</li> </ul>
Certificate	BVS 08 ATEX E 094 X

### IECEX

Identification	<ul style="list-style-type: none"> <li>[Ex ia Ga] IIC</li> <li>[Ex ia Da] IIIC</li> <li>Ex ec [ia Ga] IIC T4 Gc</li> <li>[Ex ia Ma] I</li> </ul>
Certificate	IECEX BVS 08.0035X

# MACX MCR-EX-SL-RPSSI-I-UP - Repeater power supply



2865793

<https://www.phoenixcontact.com/gb/products/2865793>

## CCC / China-Ex

Identification	[Ex ia Ga] IIC
	[Ex ia Da] IIIC
	Ex ec [ia Ga] IIC T4 Gc
Certificate	2022122316115974

## UL, USA/Canada

Identification	Class I Div 2; IS for Class I, II, III Div 1
Certificate	UL, C.D.-No 83104549

## Safety Integrity Level (SIL / SILCL, IEC 61508)

Identification	2
Certificate	ZP/C031/20

## Systematic Capability (SC / SILCL)

Identification	3
----------------	---

## INMETRO

Identification	[Ex ia Ga] IIC
	[Ex ia Da] IIIC
	Ex ec [ia Ga] IIC T4 Gc
Certificate	DNV 18.0138 X

## EMC data

Electromagnetic compatibility	Conformance with EMC directive
Noise immunity	EN 61000-6-2
Note	When being exposed to interference, there may be minimal deviations.

## Noise emission

Standards/regulations	EN 61000-6-4
-----------------------	--------------

## Electromagnetic HF field

Designation	Electromagnetic RF field
Standards/regulations	EN 61000-4-3
Typical deviation from the measuring range final value	1 %

## Fast transients (burst)

Designation	Fast transients (burst)
Standards/regulations	EN 61000-4-4
Typical deviation from the measuring range final value	1 %

## Conducted interference

Designation	Conducted interferences
Standards/regulations	EN 61000-4-6
Typical deviation from the measuring range final value	1 %

## Standards and regulations

# MACX MCR-EX-SL-RPSSI-I-UP - Repeater power supply



2865793

<https://www.phoenixcontact.com/gb/products/2865793>

Electrical isolation	3-way isolation
----------------------	-----------------

## GB Standard

Standards/regulations	GB/T 3836.1
	GB/T 3836.3
	GB/T 3836.4
	GB/T 16935.1

## Mounting

Mounting type	DIN rail mounting
---------------	-------------------

# MACX MCR-EX-SL-RPSSI-I-UP - Repeater power supply

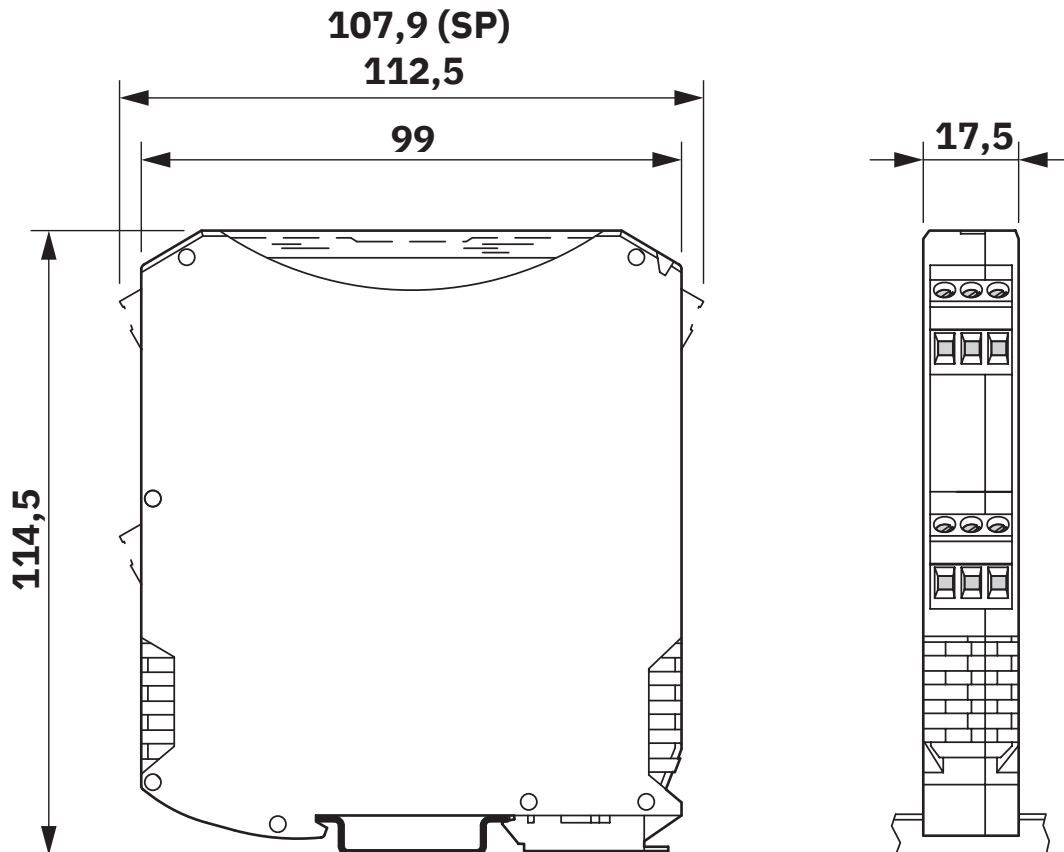


2865793

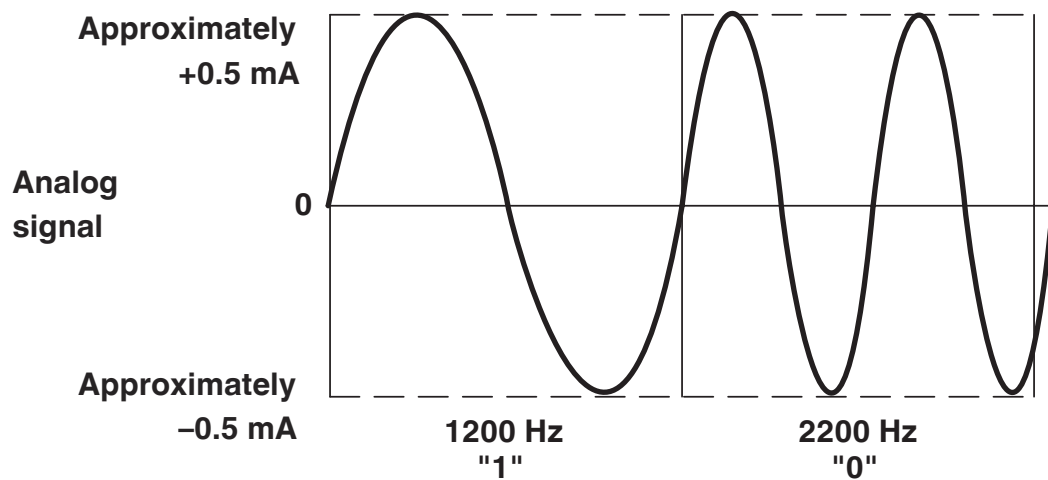
<https://www.phoenixcontact.com/gb/products/2865793>

## Drawings

Dimensional drawing



Diagram



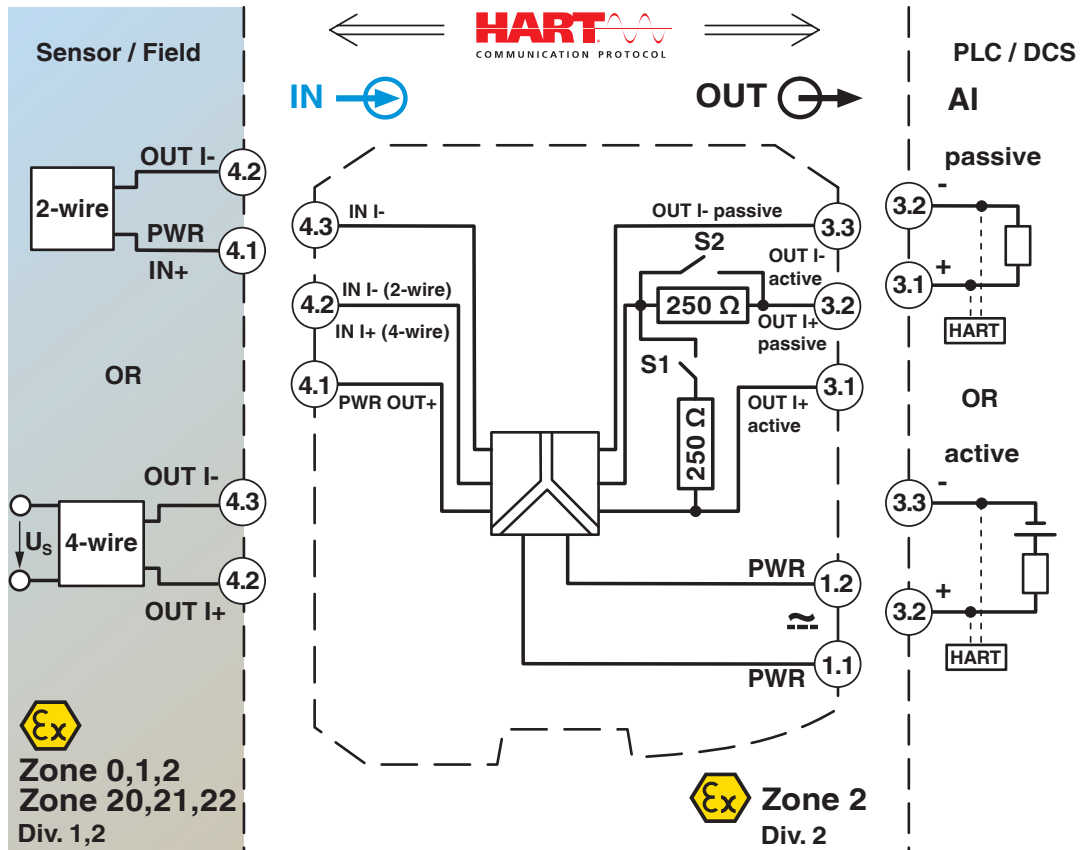
Signal transmission analog and digital at the same time

# MACX MCR-EX-SL-RPSSI-I-UP - Repeater power supply

2865793

<https://www.phoenixcontact.com/gb/products/2865793>

Block diagram



# MACX MCR-EX-SL-RPSSI-I-UP - Repeater power supply



2865793

<https://www.phoenixcontact.com/gb/products/2865793>


## Approvals

To download certificates, visit the product detail page: <https://www.phoenixcontact.com/gb/products/2865793>

 **UL Listed**  
Approval ID: E330267

 **cUL Listed**  
Approval ID: E330267


**Functional Safety**  
Approval ID: ZP/C031/20

 **EAC Ex**  
Approval ID: RU C-DE.AB72.B.00093


 **IECEx**  
Approval ID: IECEx BVS 08.0035X

 **cUL Listed**  
Approval ID: E199827

 **UL Listed**  
Approval ID: E199827

 **ATEX**  
Approval ID: BVS 08 ATEX E094 X

**INMETRO**  
Approval ID: DNV 18.0138 X

 **CCC**  
Approval ID: 2022122316115974

**INMETRO**  
Approval ID: DNV 18.0138 X

# MACX MCR-EX-SL-RPSSI-I-UP - Repeater power supply



2865793

<https://www.phoenixcontact.com/gb/products/2865793>

## Classifications

### ECLASS

ECLASS-13.0	27210120
ECLASS-15.0	27210120

### ETIM

ETIM 10.0	EC002653
-----------	----------

### UNSPSC

UNSPSC 21.0	39121000
-------------	----------

# MACX MCR-EX-SL-RPSSI-I-UP - Repeater power supply



2865793

<https://www.phoenixcontact.com/gb/products/2865793>

## Environmental product compliance

### EU RoHS

Fulfills EU RoHS substance requirements	Yes
Exemption	6(c), 7(a), 7(c)-I

### China RoHS

Environment friendly use period (EFUP)	EFUP-50
	An article-related China RoHS declaration table can be found in the download area for the respective article under "Manufacturer declaration". For all articles with EFUP-E, no China RoHS declaration table issued and required.

### EU REACH SVHC

REACH candidate substance (CAS No.)	Lead(CAS: 7439-92-1)
	2,2',6,6'-tetrabromo-4,4'-isopropylidenediphenol(CAS: 79-94-7)
SCIP	72d31893-5c56-464b-890e-f9f92c20470a

Phoenix Contact 2026 © - all rights reserved  
<https://www.phoenixcontact.com>

PHOENIX CONTACT Ltd  
Halesfield 13, Telford  
Shropshire, TF7 4PG  
01952 681700  
[info@phoenixcontact.co.uk](mailto:info@phoenixcontact.co.uk)