MACX MCR-SL-2NAM-R-UP - NAMUR isolation switch amplifier

2865052

https://www.phoenixcontact.com/gb/products/2865052

Please be informed that the data shown in this PDF document is generated from our online catalog. Please find the complete data in the user documentation. Our general terms of use for downloads are valid.



2-channel NAMUR signal conditioner with wide range power supply for proximity sensors and switches. In terms of signal output, for each channel there is a relay with a changeover contact available. Line fault detection (LFD), 3-way isolation, screw connection, SIL 2.

Your advantages

- Installation in zone 2, protection type "n" (EN 60079-15) permitted
- Up to SIL 2 in accordance with EN 61508
- Line fault detection (LFD), can be activated/deactivated, error indicated by flashing red LED with de-excitation of output relay
- 3-way electrical isolation
- LED indicators for supply voltage, switching state, and malfunction in accordance with NAMUR NE 44
- 2-channel
- Wide-range power supply of 19.2 ... 253 V AC/DC
- Direction of operation can be selected (operating or closed circuit current behavior)
- Signal output relay (changeover contact)
- Input for NAMUR proximity sensors (EN 60947-5-6), floating contacts or contacts with resistance circuit

Commercial data

Item number	2865052
Packing unit	1 pc
Minimum order quantity	1 pc
Sales key	DK1113
Product key	DK1113
GTIN	4046356491761
Weight per piece (including packing)	211.6 g
Weight per piece (excluding packing)	140 g
Customs tariff number	85365019
Country of origin	DE

Technical data

Product properties

Product type	Isolating switch amplifier
Product family	MACX Analog
No. of channels	2
Configuration	DIP switches

System properties

Functionality

Configuration	DIP switches

Electrical properties

Electrical isolation	3-way isolation
Electrical isolation between input and output	yes
Maximum power dissipation for nominal condition	≤ 1.3 W
Step response (10-90%)	typ. 6 ms (N/O contact: OFF/ON)
	typ. 6 ms (N/O contact: ON/OFF)
	typ. 4 ms (N/C contact: ON/OFF)
	typ. 10 ms (N/C contact: OFF/ON)

Electrical isolation

Test voltage	2.5 kV AC (50 Hz, 60 s)

Electrical isolation Input/output IEC/EN 60079-11

Standards/regulations	IEC/EN 60079-11
Rated insulation voltage	375 V_{PP}
Overvoltage category	III
Pollution degree	2

Electrical isolation Input/power supply IEC/EN 60079-11

Standards/regulations	IEC/EN 60079-11
Rated insulation voltage	375 V_{PP}
Overvoltage category	II
Pollution degree	2

Electrical isolation Input/power supply IEC/EN 61010-1

Standards/regulations	IEC/EN 61010-1
Rated insulation voltage	300 V_{rms}
Overvoltage category	II
Pollution degree	2
Insulation	Safe isolation

Electrical isolation Output 1/output 2/input, power supply IEC/EN 61010-1

Standards/regulations	IEC/EN 61010-1
Rated insulation voltage	300 V_{rms}
Overvoltage category	III
Pollution degree	2
Insulation	Safe isolation

Supply

Nominal supply voltage range	24 V AC/DC ... 230 V AC/DC -20 % ... +10 % (50/60 Hz)
Supply voltage range	19.2 V AC/DC ... 253 V AC/DC (50/60 Hz)
Max. current consumption	< 80 mA
	< 42 mA (24 V DC)
Power dissipation	< 1.1 W
Power consumption	< 1.1 W

Input data

Signal: NAMUR

Number of inputs	2
Available input sources	NAMUR proximity sensors (IEC/EN 60947-5-6)
	floating switch contacts
	Switch contacts with resistance circuit
Switching threshold "0" signal current	< 1.2 mA (blocking)
Switching threshold "1" signal, current	> 2.1 mA (conductive)
Short-circuit current	8 mA
Switching hysteresis	< 0.2 mA
Line fault detection	< 0.05 mA ... 0.35 mA (Line break)
	< 100 Ω ... 360 Ω (Short circuit)
	Activated /deactivated via DIP switch
Open-circuit voltage	8 V DC

Output data

Switching: Relay

Contact switching type	1 changeover contact per channel
Contact material	$AgSnO_2$, hard gold-plated
Maximum switching voltage	250 V AC (2 A, 60 Hz)
	120 V DC (0.2 A)
	30 V DC (2 A)
Maximum switching power	500 VA
Recommended minimum load	5 V / 10 mA
Switching frequency	≤ 20 Hz (Load-dependent)

Signal

Number of outputs	2

Connection data

Connection method	Screw connection
Stripping length	7 mm
Screw thread	M3
Conductor cross-section rigid	0.2 mm² ... 2.5 mm²
Conductor cross-section flexible	0.2 mm² ... 2.5 mm²
Conductor cross-section AWG	24 ... 14
Tightening torque	0.5 Nm ... 0.6 Nm

Test socket

Max. diameter	2 mm

Ex data

Ex installation (EPL)	Gc
	Div. 2

Interfaces

Data

No. of channels	0

Signaling

Status display	Green LED (supply voltage)
	LED yellow (switching state)
	Red LED (line errors)

Dimensions

Dimensional drawing	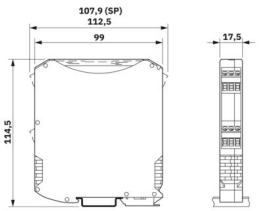
Width	17.5 mm
Height	112.5 mm
Depth	113.7 mm
Depth NS 35/7,5	114.5 mm (Snapped onto DIN rail NS 35/7,5 in accordance with EN 60715)

Material specifications

Color	gray (RAL 7042)
Flammability rating according to UL 94 (Housing)	V0 (Housing)
Housing material	PA 6.6-FR

Characteristics

Safety data

Safety Integrity Level (SIL)	2

Safety data

Safety Integrity Level (SIL)	2

Environmental and real-life conditions

Ambient conditions

Ambient temperature (operation)	-40 °C ... 60 °C (Any mounting position)
	-40 °C ... 70 °C (Derating)
Ambient temperature (storage/transport)	-40 °C ... 85 °C
Permissible humidity (operation)	10 % ... 95 % (non-condensing)

Altitude range (≤ 2000 m)

Altitude	≤ 2000 m (The technical data refers to altitudes ≤2000 m above mean sea level. For altitudes >2000 m above mean sea level, refer to the data sheet.)
Ambient temperature (operation)	-40 °C ... 60 °C
	-40 °C ... 70 °C (Derating)
Rated insulation voltage	253 V AC (Power supply, input / output)
	125 V DC (Power supply, input / output)

Altitude range (≤ 3000 m)

Height range	> 2000 m ... 3000 m
Ambient temperature (operation)	-40 °C ... 54 °C
	-40 °C ... 63 °C (Derating)
Rated insulation voltage	190 V AC (Power supply, input / output)
	110 V DC (Power supply, input / output)

Altitude range (≤ 4000 m)

Height range	> 3000 m ... 4000 m
Ambient temperature (operation)	-40 °C ... 48 °C
	-40 °C ... 56 °C (Derating)
Rated insulation voltage	60 V AC/DC (Power supply, input / output)

Altitude range (≤ 5000 m)

Height range	> 4000 m ... 5000 m
Ambient temperature (operation)	-40 °C ... 42 °C
	-40 °C ... 49 °C (Derating)
Rated insulation voltage	60 V AC/DC (Power supply, input / output)

Approvals

CE

Certificate	CE-compliant
Note	and EN 61326-1

ATEX

Identification	Ex II 3G Ex ec nC IIC T4 Gc
Certificate	IBExU 20 ATEX B011 X

IECEx

Identification	Ex ec nC IIC T4 Gc
Certificate	IBE 10.0002 X

CCC / China-Ex

Identification	Ex ec nC IIC T4 Gc
Certificate	2021122304114199

UL, USA/Canada

Identification	UL 508 Listed
	UL 61010 Listed
	Class I, Div. 2, Groups A, B, C, D T4
	Class I, Zone 2, Group IIC T4

Shipbuilding approval

Certificate	DNV GL TAA000020C

Safety Integrity Level (SIL, IEC 61508)

Identification	2
Certificate	IN-AT-AS-MRL-24-00163

Systematic Capability

Identification	3

INMETRO

Identification	Ex ec nC IIC T4 Gc
Certificate	DNV 18.0116 X

EAC Ex

Identification	Ex ec nC IIC T4 Gc
Certificate	BY/112 02.01 TP012 103.01 00078

Shipbuilding data

Temperature	B
Humidity	B
Vibration	A
EMC	A
Enclosure	Required protection according to the Rules shall be provided upon installation on board

EMC data

Electromagnetic compatibility	Conformance with EMC directive
Noise immunity	EN 61000-6-2

Noise emission

Standards/regulations	EN 61000-6-4

Electromagnetic HF field

Designation	Electromagnetic RF field
Standards/regulations	EN 61000-4-3
Evaluation criterion	A

Fast transients (burst)

Designation	Fast transients (burst)
Standards/regulations	EN 61000-4-4
Evaluation criterion	A

Conducted interference

Designation	Conducted interferences
Standards/regulations	EN 61000-4-6
Evaluation criterion	A

Standards and regulations

Electrical isolation	3-way isolation

GB Standard

Standards/regulations	GB/T 3836.1
	GB/T 3836.3
	GB/T 3836.8

Mounting

Mounting type	DIN rail mounting

Drawings

Dimensional drawing

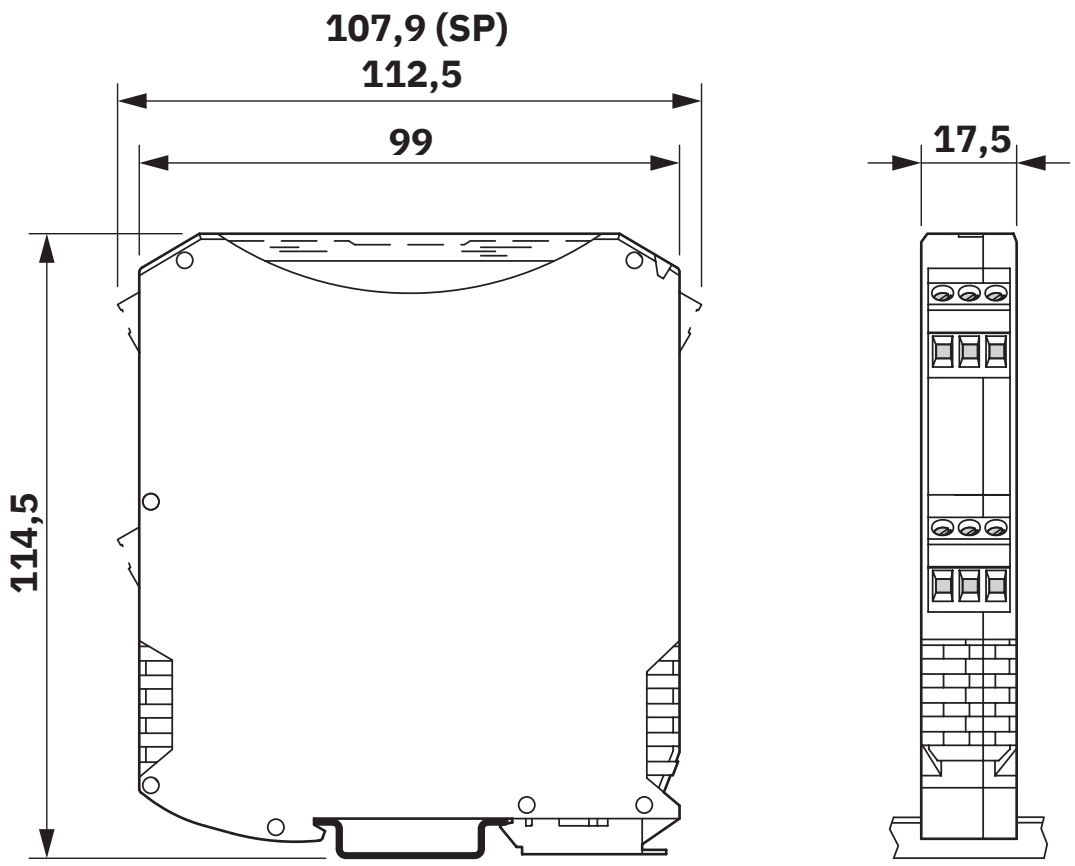

Block diagram

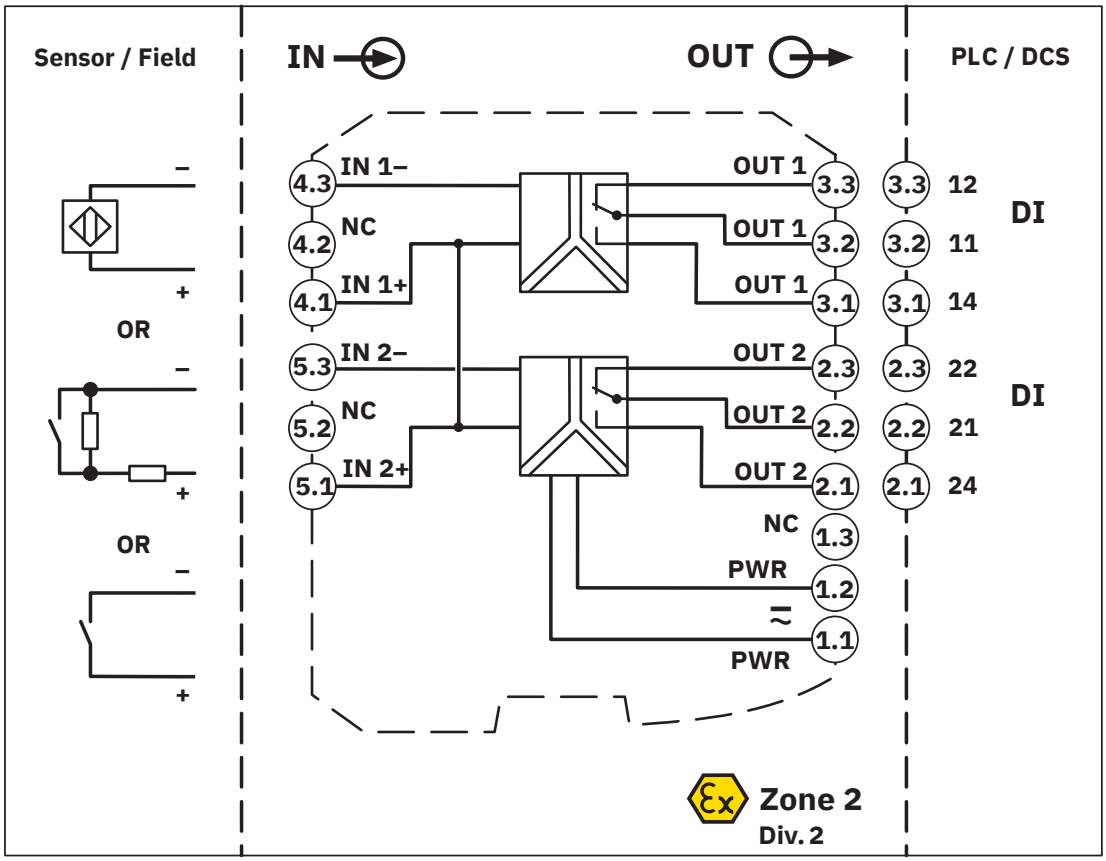

Approvals

To download certificates, visit the product detail page: https://www.phoenixcontact.com/gb/products/2865052

UL Listed
Approval ID: E330267

cUL Listed
Approval ID: E330267

TUEV Austria FS
Approval ID: IN-AT-AS-24-00163

cULus Listed
Approval ID: E330267

cUL Listed
Approval ID: E199827

UL Listed
Approval ID: FILE E 199827

IECEx
Approval ID: IECEx IBE 10.0002X

ATEX
Approval ID: IBExU20ATEXB011X

INMETRO
Approval ID: DNV 18.0116 X

CCC
Approval ID: 2021122304114199

cULus Listed
Approval ID: E199827

Classifications

ECLASS

ECLASS-13.0	27210121
ECLASS-15.0	27210121

ETIM

ETIM 10.0	EC001485

UNSPSC

UNSPSC 21.0	39121000

Environmental product compliance

EU RoHS

Fulfills EU RoHS substance requirements	Yes
Exemption	7(a), 7(a)-I, 7(c)-I

China RoHS

Environment friendly use period (EFUP)	EFUP-50
	An article-related China RoHS declaration table can be found in the download area for the respective article under "Manufacturer declaration". For all articles with EFUP-E, no China RoHS declaration table issued and required.

EU REACH SVHC

REACH candidate substance (CAS No.)	Lead(CAS: 7439-92-1)
SCIP	63c6a65f-789f-4705-b9cb-707f77c9060a

Phoenix Contact 2026 © - all rights reserved
https://www.phoenixcontact.com

PHOENIX CONTACT Ltd
Halesfield 13, Telford
Shropshire, TF7 4PG
01952 681700
info@phoenixcontact.co.uk