ILB IB 24 DI16 - I/O module

2862330

https://www.phoenixcontact.com/gb/products/2862330

Please be informed that the data shown in this PDF document is generated from our online catalog. Please find the complete data in the user documentation. Our general terms of use for downloads are valid.



Inline, Block IO, INTERBUS, Inline shield connector, Digital inputs: 16, 24 V DC, connection technology: 3-conductor, degree of protection: IP20, including Inline connector

Your advantages

- Diagnostic and status indicators
- Connection of sensors in 2- and 3-conductor technology
- 16 digital inputs
- Maximum permissible load current per sensor: 125 mA

Commercial data

Item number	2862330
Packing unit	1 pc
Minimum order quantity	1 pc
Product key	DRI1A1
GTIN	4017918943066
Weight per piece (including packing)	353.4 g
Weight per piece (excluding packing)	300 g
Country of origin	DE

Technical data

Dimensions

Dimensional drawing	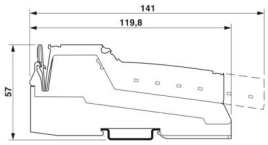
Width	95 mm
Height	141 mm
Depth	57 mm
Note on dimensions	Specfications with connectors

Mounting

Mounting type	DIN rail mounting

Material specifications

Color	green

Interfaces

INTERBUS

Connection method	Inline shield connector
Transmission speed	500 kbps

Input data

Digital:

Input name	Digital inputs
Description of the input	IEC 61131-2 type 1
Number of inputs	16
Connection method	Spring-cage connection
Connection technology	3-conductor
Input voltage	24 V DC
Input voltage range "0" signal	-30 V DC ... 5 V DC
Input voltage range "1" signal	15 V DC ... 30 V DC
Nominal input voltage U_{IN}	24 V DC
Nominal input current at U_{IN}	5 mA
Total sensor current	max. 4 A
Permissible conductor length to the sensor	30 m
Typical response time	approx. 500 µs
Protective circuit	Short-circuit protection, overload protection of the sensor supply

Product properties

Product type	I/O component
Product family	Inline
Type	Block design
	Inline
Scope of supply	including Inline connector
No. of channels	16

Electrical properties

Potentials: Communications power (U_L)

Supply voltage	24 V DC
Supply voltage range	19.2 V DC ... 30 V DC (including all tolerances, including ripple)
Power supply	max. 8 A
Current draw	60 mA

Potentials: Sensor supply (U_S)

Supply voltage	24 V DC
Supply voltage range	19.2 V DC ... 30 V DC (including all tolerances, including ripple)
Power supply	max. 8 A
Current draw	2 A

Potentials

Power supply	max. 8 A
Current draw	60 mA

Potentials

Power supply	max. 8 A
Current draw	2 A

Electrical isolation/isolation of the voltage ranges

Test voltage: I/Os / incoming remote bus	500 V AC, 50 Hz, 1 min
Test voltage: I/Os / outgoing remote bus	500 V AC, 50 Hz, 1 min
Test voltage: I/O area / FE	500 V AC, 50 Hz, 1 min
Test voltage: Incoming remote bus / FE	500 V AC, 50 Hz, 1 min
Test voltage: Outgoing remote bus / FE	500 V AC, 50 Hz, 1 min
Test voltage: Incoming remote bus / outgoing remote bus	500 V AC, 50 Hz, 1 min

Connection data

Connection technology

Connection name	Inline connector

Inline connector

Connection method	Spring-cage connection
Conductor cross-section, rigid	0.08 mm² ... 1.5 mm²
Conductor cross-section, flexible	0.08 mm² ... 1.5 mm²

Conductor cross-section AWG	28 ... 16
Stripping length	8 mm

Environmental and real-life conditions

Ambient conditions

Ambient temperature (operation)	-25 °C ... 60 °C
Degree of protection	IP20
Air pressure (operation)	80 kPa ... 108 kPa (up to 2000 m above sea level)
Air pressure (storage/transport)	66 kPa ... 108 kPa (up to 3500 m above sea level)
Ambient temperature (storage/transport)	-25 °C ... 85 °C
Permissible humidity (operation)	max. 85 % (non-condensing)
Permissible humidity (storage/transport)	95 % (non-condensing)

Mechanical test

Vibration resistance in accordance with EN 60068-2-6/IEC 60068-2-6	5g
Shock in accordance with EN 60068-2-27/IEC 60068-2-27	25g

Standards and regulations

Protection class	III (IEC 61140, EN 61140, VDE 0140-1)
Noise emission	Class B (residential)

Drawings

Dimensional drawing

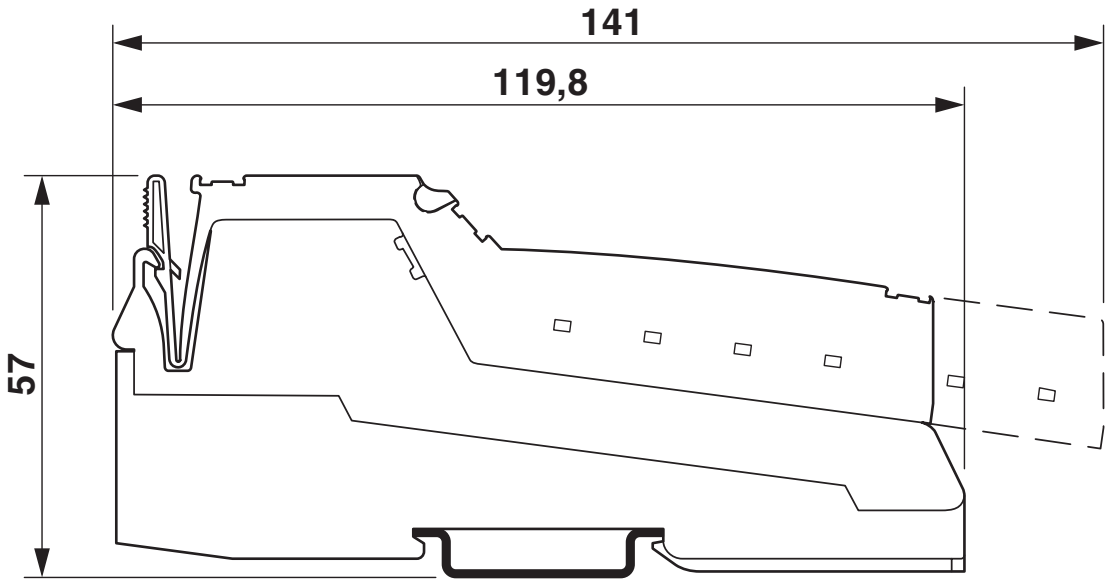

The figure shows the general dimensional drawing of the Inline Block IO product family

Connection diagram

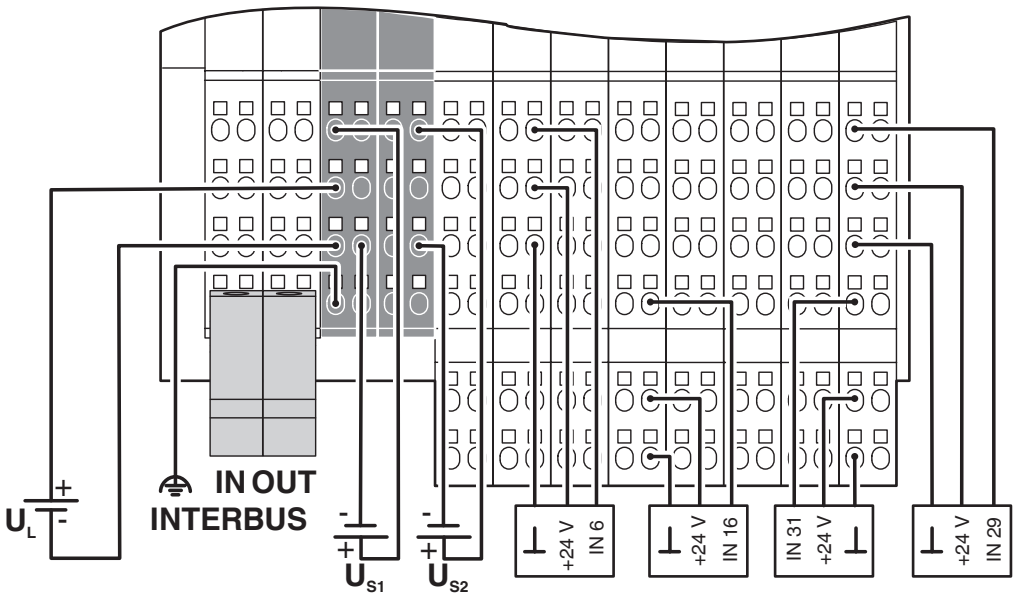

Classifications

UNSPSC

UNSPSC 21.0	32151602

Environmental product compliance

China RoHS

Environment friendly use period (EFUP)	EFUP-E
	No hazardous substances above the limits

EU REACH SVHC

REACH candidate substance (CAS No.)	No substance above 0.1 wt%

Phoenix Contact 2026 © - all rights reserved
https://www.phoenixcontact.com

PHOENIX CONTACT Ltd
Halesfield 13, Telford
Shropshire, TF7 4PG
01952 681700
info@phoenixcontact.co.uk