CT 10-18FS+F/PE-24 - Surge protection plug

2807926

https://www.phoenixcontact.com/gb/products/2807926

Please be informed that the data shown in this PDF document is generated from our online catalog. Please find the complete data in the user documentation. Our general terms of use for downloads are valid.

24 V

IEC



LSA-PLUS plug (COMTRAB CT 10) with coarse/fine surge protection for 18 signal lines - GND and GND - PE coarse protection. Nominal voltage: 24 V DC. Version: 10 double wires.

Your advantages

- Space-saving due to compact design
- Flexible fields of application with modular protective plug
- Can be used in LSA-PLUS disconnect and control strips or CT-TERMIBLOCK via adapted connection technology

Commercial data

Item number	2807926
Packing unit	1 pc
Minimum order quantity	1 pc
Sales key	CL3212
Product key	CL3212
GTIN	4017918075408
Weight per piece (including packing)	130.7 g
Weight per piece (excluding packing)	106.51 g
Customs tariff number	85363010
Country of origin	DE

Technical data

Product properties

Product type	Surge protection for MCR technology
Product family	COMTRAB
IEC test classification	C1
	C2
	C3
	D1
Type	LSA-PLUS module
Surge protection fault message	none
Arrester can be tested with CHECKMASTER from software version:	From SW rev. 1.00

Insulation characteristics

Overvoltage category	III
Pollution degree	2

Electrical properties

Nominal voltage U_N	24 V DC
	24 V AC

Connection data

Connection method	can be plugged into COMTRAB-TERMIBLOCK and LSA-PLUS disconnect and switching strips

Dimensions

Dimensional drawing	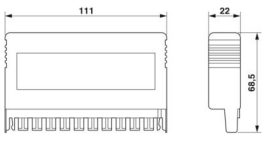
Width	111 mm
Height	22 mm
Depth	68.5 mm

Material specifications

Color	black (RAL 9005)
Flammability rating according to UL 94	V-0
Housing material	PBT

Mechanical properties

Mechanical data

Open side panel	No

Protective circuit

Direction of action	Line-Signal Ground/Shield & Signal Ground/Shield-Earth Ground
Nominal voltage U_N	24 V DC
	24 V AC
Maximum continuous operating voltage U_C	40 V DC
	28 V AC
Rated current	1.5 A AC (75 °C)
	350 mA DC (75 °C)
Operating effective current I_C at U_C	≤ 5 µA (18x)
Protective conductor current I_{PE}	≤ 1 µA (19x)
Nominal discharge current I_n (8/20) µs (line-line)	119 A (per path)
Nominal discharge current I_n (8/20) µs (line-ground)	5 kA (per path)
Nominal discharge current I_n (8/20) µs (signal ground-earth)	5 kA (per path)
Pulse discharge current I_{imp} (10/350) µs (line-earth)	2.5 kA
Pulse discharge current I_{imp} (10/350) µs (signal ground-earth)	2.5 kA
Total discharge current I_{Total} (8/20) µs	10 kA
Max. discharge current I_{max} (8/20) µs maximum (line-line)	119 A (per path)
Max. discharge current I_{max} (8/20) µs maximum (line-earth)	5 kA (per path)
Nominal pulse current Ian (10/1000) µs (line-signal ground)	23 A
Output voltage limitation at 1 kV/µs (line-earth) spike	≤ 650 V
Output voltage limitation at 1 kV/µs (line-signal ground) spike	≤ 70 V
Output voltage limitation at 1 kV/µs (line-signal ground) static	≤ 60 V
Residual voltage at I_n (conductor-ground)	≤ 30 V
Residual voltage at I_n (line-signal ground)	≤ 85 V
Residual voltage with Ian (10/1000) µs (line-signal ground)	≤ 65 V
Response time t_A (line-earth)	≤ 100 ns
Response time t_A (line-signal ground)	≤ 1 ns
Input attenuation aE, asym.	typ. 0.1 dB (≤ 2 MHz / 50 Ω)
	typ. 0.1 dB (≤ 200 kHz / 150 Ω)
	typ. 0.1 dB (≤ 80 kHz/600 Ω)
Cut-off frequency fg (3 dB), asym. (siganl ground) in 50 Ω system	typ. 10 MHz
Cut-off frequency fg (3 dB), asym. (signal ground) in 150 Ω system	typ. 2.5 MHz
Cut-off frequency fg (3 dB), asym. (signal ground) in 600 Ω system	typ. 650 kHz
Capacitance (line-signal ground)	typ. 1.1 nF (1 MHz)
Surge protection fault message	none
Impulse durability (line-earth)	C2 - 10 kV / 5 kA
	D1 - 2.5 kA
Impulse durability (line-signal ground)	C3 - 23 A
Impulse durability (signal ground-earth)	D1 - 2.5 kA

Environmental and real-life conditions

Ambient conditions

Degree of protection	IP20
Ambient temperature (operation)	-25 °C ... 75 °C
Altitude	≤ 2000 mm (amsl)

Standards and regulations

Air clearances and creepage distances

Standards/regulations	VDE 0110-1
Standards/specifications	IEC 61643-21
Note	2000 + corrigendum 2001 + A1:2008, modified + A2:2012
Standards/specifications	EN 61643-21
Note	2001 + A1:2009 + A2:2013

Mounting

Mounting type	On CT-TERMIBLOCK and LSA-PLUS disconnect strip

Drawings

Dimensional drawing

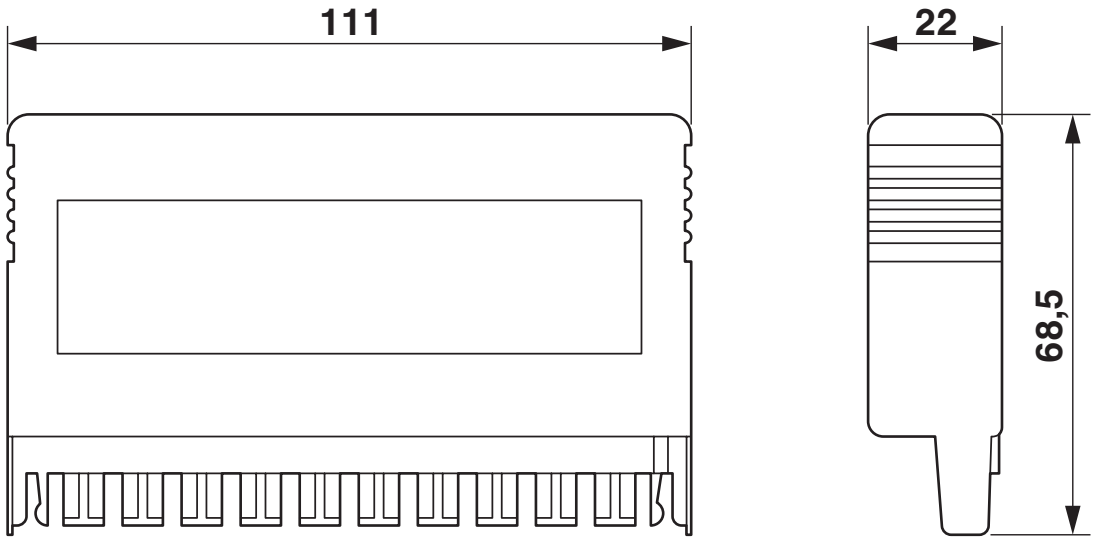

Circuit diagram

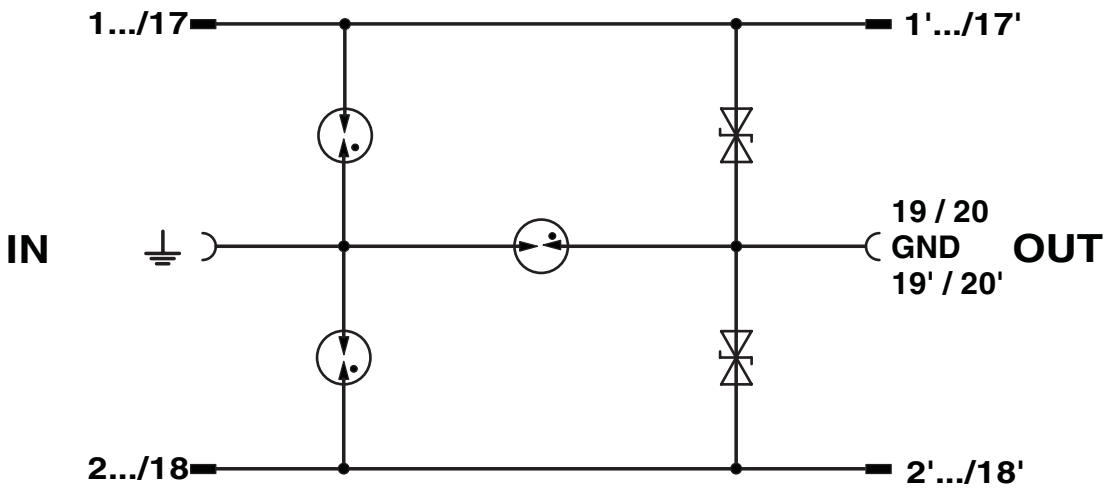

Classifications

ECLASS

ECLASS-13.0	27171501
ECLASS-15.0	27171501

ETIM

ETIM 10.0	EC001466

UNSPSC

UNSPSC 21.0	39121600

Environmental product compliance

EU RoHS

Fulfills EU RoHS substance requirements	Yes
Exemption	7(a)

China RoHS

Environment friendly use period (EFUP)	EFUP-50
	An article-related China RoHS declaration table can be found in the download area for the respective article under "Manufacturer declaration". For all articles with EFUP-E, no China RoHS declaration table issued and required.

EU REACH SVHC

REACH candidate substance (CAS No.)	Lead(CAS: 7439-92-1)
SCIP	c22a8ecc-4d94-49c7-8ab7-a4a8cc2e9e36

Phoenix Contact 2026 © - all rights reserved
https://www.phoenixcontact.com

PHOENIX CONTACT Ltd
Halesfield 13, Telford
Shropshire, TF7 4PG
01952 681700
info@phoenixcontact.co.uk