

PWT 35-800AC-FM - Lightning/surge arrester type 1/2



2800419

<https://www.phoenixcontact.com/gb/products/2800419>

Please be informed that the data shown in this PDF document is generated from our online catalog. Please find the complete data in the user documentation. Our general terms of use for downloads are valid.



Lightning/surge arrester, according to type 1/2 / class I/II, for 1-phase power supply networks with combined PE and N installed in one conductor (L1, PEN).

Your advantages

- Use in harsh environments with robust design
- Universal solution for various network types
- Function monitoring using optical status indicator
- Multi-stage status monitoring via remote indication contact

Commercial data

Item number	2800419
Packing unit	1 pc
Minimum order quantity	1 pc
Note	Made to order (non-returnable)
Sales key	CL1141
Product key	CL1141
GTIN	4046356556156
Weight per piece (including packing)	3,500 g
Weight per piece (excluding packing)	3,500 g
Customs tariff number	85363010
Country of origin	TR

Technical data

Notes

General

Note	Assembling: Two 8 mm screws with 8 Nm on an isolated or grounded surface
	Long-wave surge current 2 ms in accordance with IEC 60099-4: 250 x 1.0 kA; 500 x 0.5 kA.

Product properties

Product type	Arrester combination
Product family	POWERTRAB
IEC test classification	I / II
	T1 / T2
EN type	T1 / T2
IEC power supply system	TN-C
	IT
Type	Installation module
Number of positions	1
Surge protection fault message	Optical, remote indicator contact
Number of ports	One

Insulation characteristics

Overvoltage category	8 kV: IV (600 V), III (1000 V)
Pollution degree	3

Electrical properties

Nominal frequency f_N	50 Hz (60 Hz)
Nominal voltage U_N	690 V AC

Indicator/remote signaling

Connection name	Remote fault indicator contact
Switching function	2x N/C contacts, 1-pos.
Operating voltage	30 V AC
	30 V DC
Operating current	1.5 A AC
	1.5 A DC

Supply: Status indicator/remote signaling

Operating voltage	19.2 V AC/DC ... 30 V AC/DC
Operating current	7 mA AC/DC ... 13 mA AC/DC
Rated current	10 mA AC/DC
Max. required back-up fuse	1 A (e.g. T to IEC 127-2/III)
Immunity to interference according to IEC 61000-4-5 (line-line)	1 kV
Immunity to interference according to IEC 61000-4-5 (line-earth)	6 kV

PWT 35-800AC-FM - Lightning/surge arrester type 1/2

2800419

<https://www.phoenixcontact.com/gb/products/2800419>

Connection data

Double terminal point

Connection method	Screw connection
Screw thread	M6
Tightening torque	8.5 Nm
Stripping length	24 mm
Conductor cross-section flexible	16 mm ² ... 50 mm ²
Conductor cross-section rigid	16 mm ² ... 50 mm ²
Conductor cross-section AWG	6 ... 1/0

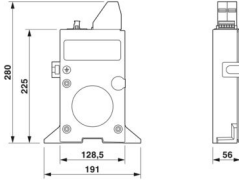
PE conductor connection

Connection method	Ring cable lug
Tightening torque	20 Nm
Conductor cross-section flexible	16 mm ² ... 95 mm ²
Conductor cross-section rigid	16 mm ² ... 95 mm ²
Conductor cross-section AWG	6 ... 3/0

Remote fault indicator contact

Screw thread	M3
Tightening torque	0.55 Nm
Stripping length	7 mm
Conductor cross-section flexible	0.2 mm ² ... 2.5 mm ²
Conductor cross-section rigid	0.2 mm ² ... 2.5 mm ²
Conductor cross-section AWG	24 ... 12

Dimensions

Dimensional drawing	
Width	56 mm
Height	191 mm
Depth	280 mm
Horizontal pitch	3 Div.

Material specifications

Color	silver-colored
Flammability rating according to UL 94	V-2
CTI value of material	600
	250
Insulating material	PA/PC

2800419

<https://www.phoenixcontact.com/gb/products/2800419>

Material group	I (PA 6.6/PC)
	IIIa (PA 4.6)
Housing material	Die-cast aluminum, salt water resistant
Housing surface material	die-cast aluminum

Mechanical properties

Mechanical data

Open side panel	No
-----------------	----

Protective circuit

Mode of protection	L-PE
Direction of action	1L-PEN
Nominal voltage U_N	690 V AC
	554/960 V AC (TN-C)
	690 V AC (IT)
Nominal frequency f_N	50 Hz (60 Hz)
Maximum continuous operating voltage U_C (L-PE)	800 V AC
Rated load current I_L	150 A (Serial through wiring with 50 mm ²)
Protective conductor current I_{PE}	≤ 20 μA
Standby power consumption P_C	≤ 16 mVA
Nominal discharge current I_n (8/20) μs (L-PE)	35 kA
Maximum discharge current I_{max} (8/20) μs (L-PE)	100 kA
Impulse discharge current (10/350) μs (L-PE), charge	17.5 As
Impulse discharge current (10/350) μs (L-PE), specific energy	305 kJ/Ω
Impulse discharge current (10/350) μs (L-PE), peak current value I_{imp}	35 kA
Follow current interrupt rating I_{fi} (L-PE)	50 kA
Short-circuit current rating I_{SCCR}	50 kA
Voltage protection level U_p (L-PE)	≤ 4.5 kV
Residual voltage U_{res} (L-PE)	≤ 2.7 kV (at I_n)
	≤ 2.5 kV (at 20 kA)
	≤ 2.3 kV (at 10 kA)
	≤ 2.2 kV (at 5 kA)
	≤ 2.1 kV (at 3 kA)
TOV behavior at U_T (L-PE)	1960 V AC (200 ms / withstand mode)
	1500 V AC (5 s / withstand mode)
Response time t_A (L-PE)	≤ 100 ns
Max. backup fuse with V-type through wiring	125 A (gG at ≥35 mm ²)
Max. backup fuse with branch wiring	400 A (gG at 2x 50 mm ²)
	800 A (aR (only up to $I_{imp} = 25$ kA))

Environmental and real-life conditions

Ambient conditions

Degree of protection	IP20 (only when all terminal points are used)
----------------------	---

2800419

<https://www.phoenixcontact.com/gb/products/2800419>

Ambient temperature (operation)	-40 °C ... 80 °C
	-40 °C ... 55 °C (serial through wiring $\geq 35 \text{ mm}^2$)
Ambient temperature (storage/transport)	-40 °C ... 80 °C
Altitude	$\leq 4000 \text{ m (amsl)}$
Permissible humidity (operation)	5 % ... 95 %
Shock (operation)	25g (Half-sine / 11 ms / $3x \pm X, \pm Y, \pm Z$)
Vibration (operation)	5g (10 Hz ... 150 Hz / 2.5 h / X, Y, Z)
	4g (5 ... 100 Hz / X, Y, Z - according to GL)

Approvals

UL specifications

Maximum continuous operating voltage MCOV (L-G)	800 V AC
Nominal discharge current I_n (L-G)	20 kA
Mode of protection	L-G
Nominal voltage	690 V AC
Power distribution system	Single phase
Nominal frequency	60 Hz
Measured limiting voltage MLV (L-G)	4370 V
SPD Type	4CA

UL indicator/remote signaling

Operating voltage	30 V AC
DC operating voltage	30 V DC
AC operating current	1.5 A AC
DC operating current	1.5 A DC

UL connection data Double terminal point

Tightening torque	75 lb _F -in.
Conductor cross-section AWG	1/0 ... 6

UL connection data PE conductor connection

Tightening torque	175 lb _F -in.
Conductor cross-section AWG	3/0

Standards and regulations

Standards/specifications	IEC 61643-11
Note	2011
Standards/specifications	EN 61643-11
Note	2012

Mounting

Mounting type	Screw mounting
---------------	----------------

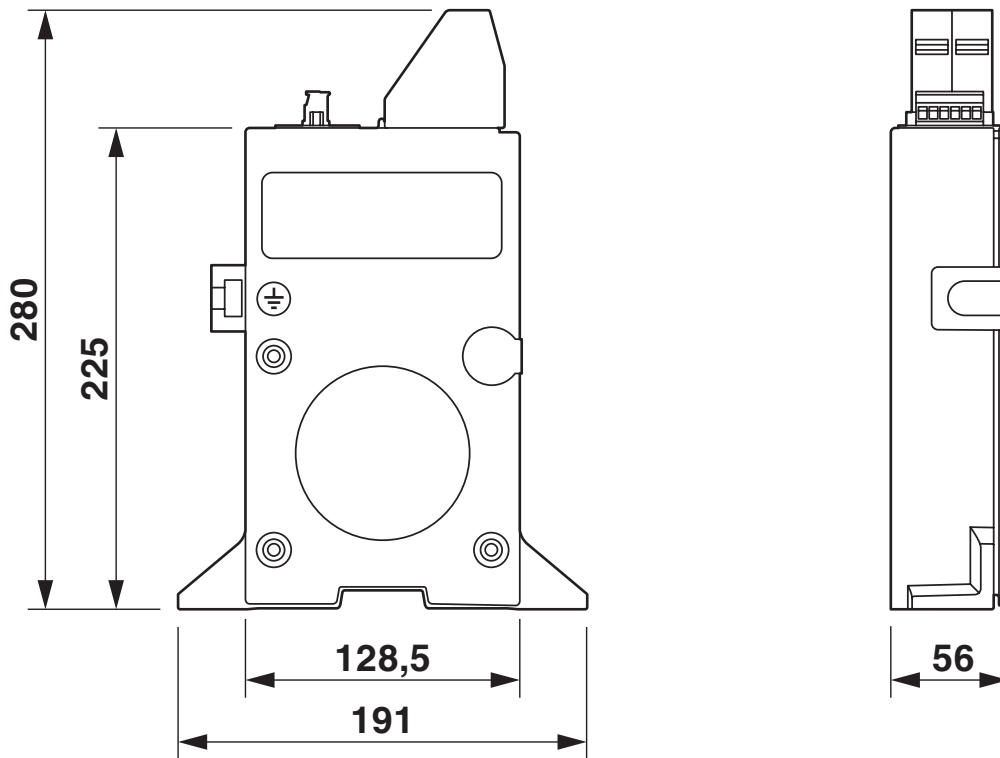
PWT 35-800AC-FM - Lightning/surge arrester type 1/2

2800419

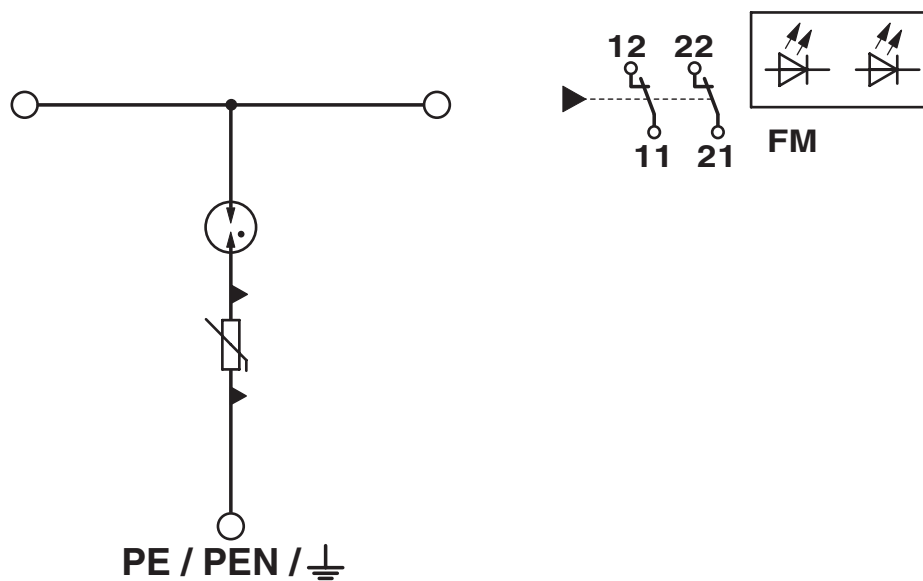
<https://www.phoenixcontact.com/gb/products/2800419>

Drawings

Dimensional drawing



Circuit diagram



PWT 35-800AC-FM - Lightning/surge arrester type 1/2



2800419

<https://www.phoenixcontact.com/gb/products/2800419>

Approvals

To download certificates, visit the product detail page: <https://www.phoenixcontact.com/gb/products/2800419>



IECEE CB Scheme

Approval ID: AT 2648

CCA

Approval ID: NTR-AT 1910



KEMA-KEUR

Approval ID: 71-165053

2800419

<https://www.phoenixcontact.com/gb/products/2800419>

Classifications

ECLASS

ECLASS-13.0	27171201
ECLASS-15.0	27171201

ETIM

ETIM 10.0	EC000381
-----------	----------

UNSPSC

UNSPSC 21.0	39121600
-------------	----------

2800419

<https://www.phoenixcontact.com/gb/products/2800419>

Environmental product compliance

EU RoHS

Fulfills EU RoHS substance requirements	Yes
Exemption	7(a), 7(c)-I

China RoHS

Environment friendly use period (EFUP)	EFUP-50
	An article-related China RoHS declaration table can be found in the download area for the respective article under "Manufacturer declaration". For all articles with EFUP-E, no China RoHS declaration table issued and required.

EU REACH SVHC

REACH candidate substance (CAS No.)	N,N-dimethylacetamide(CAS: 127-19-5)
	Lead(CAS: 7439-92-1)
SCIP	eff15f00-e0d0-406e-83c0-24c622b568aa

Phoenix Contact 2026 © - all rights reserved
<https://www.phoenixcontact.com>

PHOENIX CONTACT Ltd
Halesfield 13, Telford
Shropshire, TF7 4PG
01952 681700
info@phoenixcontact.co.uk