


# UKK 5-PE - Protective conductor terminal block



2774211

<https://www.phoenixcontact.com/gb/products/2774211>

Please be informed that the data shown in this PDF document is generated from our online catalog. Please find the complete data in the user documentation. Our general terms of use for downloads are valid.



Protective conductor terminal block, number of connections: 4, connection method: Screw connection, 1st and 2nd level, cross section: 0.2 mm<sup>2</sup> - 4 mm<sup>2</sup>, mounting method: PE foot with mounting screw, M3, mounting type: NS 35/7,5, NS 35/15, NS 32, color: green-yellow

## Your advantages

- Same shape and pitch as the feed-through terminal blocks
- Universal protective conductor foot for mounting on NS 35... or NS 32... DIN rails (with the exception of NS 35/15-2,3)
- The offset levels offer unobstructed access to the lower connection level even when fully wired

## Commercial data

Item number	2774211
Packing unit	50 pc
Minimum order quantity	50 pc
Sales key	BE1224
Product key	BE1224
GTIN	4017918068356
Weight per piece (including packing)	30.047 g
Weight per piece (excluding packing)	29.42 g
Customs tariff number	85369010
Country of origin	TR

# UKK 5-PE - Protective conductor terminal block



2774211

<https://www.phoenixcontact.com/gb/products/2774211>

## Technical data

### Product properties

Product type	Ground terminal block
Product family	UKK
Number of connections	4
Number of rows	2

### Insulation characteristics

Overvoltage category	III
Degree of pollution	3

### Electrical properties

Rated surge voltage	6 kV
Maximum power dissipation for nominal condition	1.02 W

### Connection data

Grounding foot	Yes
Number of connections per level	2
Nominal cross section	4 mm <sup>2</sup>

### 1st and 2nd level

Connection method	Screw connection
Screw thread	M3
Note	Please observe the current carrying capacity of the DIN rails.
Tightening torque	0.6 ... 0.8 Nm
Stripping length	8 mm
Connection in acc. with standard	IEC 60947-7-2
Conductor cross-section rigid	0.2 mm <sup>2</sup> ... 4 mm <sup>2</sup>
Cross section AWG	24 ... 12 (converted acc. to IEC)
Conductor cross-section flexible	0.2 mm <sup>2</sup> ... 4 mm <sup>2</sup>
Conductor cross-section, flexible [AWG]	24 ... 12 (converted acc. to IEC)
Conductor cross-section flexible (ferrule without plastic sleeve)	0.25 mm <sup>2</sup> ... 4 mm <sup>2</sup>
Flexible conductor cross-section (ferrule with plastic sleeve)	0.25 mm <sup>2</sup> ... 2.5 mm <sup>2</sup>

### Dimensions

Width	6.2 mm
Height	56 mm
Depth on NS 32	67 mm
Depth on NS 35/7,5	62 mm
Depth on NS 35/15	69.5 mm

### Material specifications

Color	green-yellow
Flammability rating according to UL 94	V2

# UKK 5-PE - Protective conductor terminal block



2774211

<https://www.phoenixcontact.com/gb/products/2774211>

Insulating material group	I
Insulating material	PA
Static insulating material application in cold	-60 °C
Temperature index of insulation material (DIN EN 60216-1 (VDE 0304-21))	130 °C
Relative insulation material temperature index (Elec., UL 746 B)	130 °C
Fire protection for rail vehicles (DIN EN 45545-2) R22	HL 1 - HL 3
Fire protection for rail vehicles (DIN EN 45545-2) R23	HL 1 - HL 3
Fire protection for rail vehicles (DIN EN 45545-2) R24	HL 1 - HL 3
Fire protection for rail vehicles (DIN EN 45545-2) R26	HL 1 - HL 3
Calorimetric heat release NFPA 130 (ASTM E 1354)	28 MJ/kg
Surface flammability NFPA 130 (ASTM E 162)	passed
Specific optical density of smoke NFPA 130 (ASTM E 662)	passed
Smoke gas toxicity NFPA 130 (SMP 800C)	passed

## Mechanical properties

### General

Terminal block mounting	0.6 Nm ... 0.8 Nm (PE foot with mounting screw, M3)
-------------------------	---

### Mechanical data

Open side panel	No
-----------------	----

## Environmental and real-life conditions

### Ambient conditions

Ambient temperature (operation)	-60 °C ... 110 °C (Operating temperature range incl. self-heating; for max. short-term operating temperature, see RTI Elec.)
Ambient temperature (storage/transport)	-25 °C ... 60 °C (for a short time, not exceeding 24 h, -60 °C to +70 °C)
Ambient temperature (assembly)	-5 °C ... 70 °C
Ambient temperature (actuation)	-5 °C ... 70 °C
Permissible humidity (operation)	20 % ... 90 %
Permissible humidity (storage/transport)	30 % ... 70 %

## Standards and regulations

Connection in acc. with standard	IEC 60947-7-2
----------------------------------	---------------

## Mounting

Mounting type	NS 35/7,5
	NS 35/15
	NS 32
Terminal block mounting	0.6 Nm ... 0.8 Nm (PE foot with mounting screw, M3)

# UKK 5-PE - Protective conductor terminal block

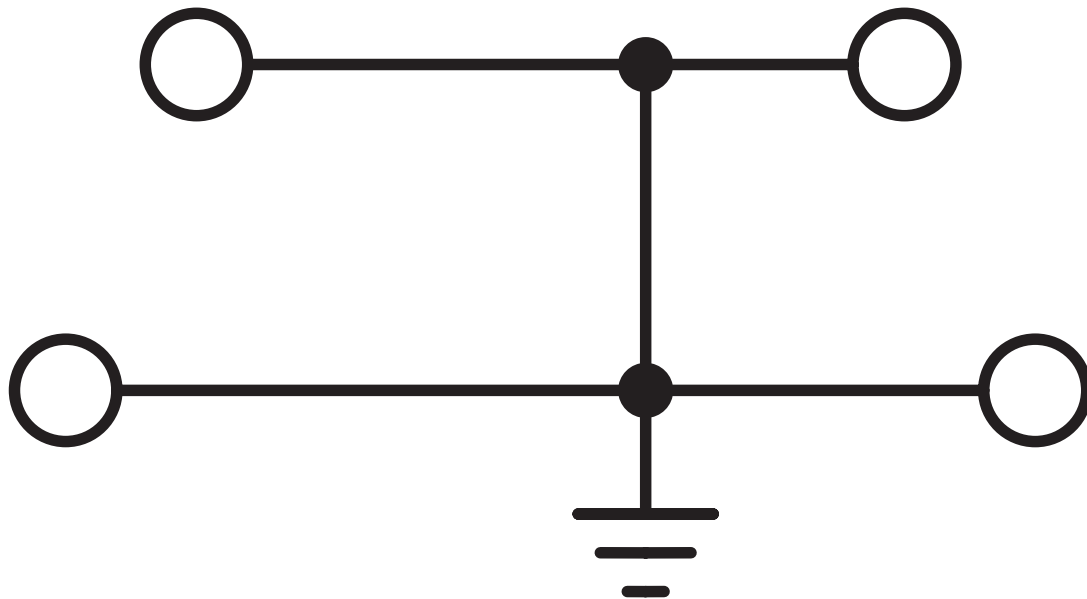


2774211

<https://www.phoenixcontact.com/gb/products/2774211>

## Drawings

Circuit diagram



# UKK 5-PE - Protective conductor terminal block




2774211


<https://www.phoenixcontact.com/gb/products/2774211>

## Approvals

To download certificates, visit the product detail page: <https://www.phoenixcontact.com/gb/products/2774211>

 <b>CSA</b> Approval ID: 13631				
	Nominal voltage $U_N$	Nominal current $I_N$	Cross section AWG	Cross section $mm^2$
keine				
	-	-	28 - 10	-

 <b>EAC</b> Approval ID: KZ7500651131219505				
---	--	--	--	--

 <b>cULus Recognized</b> Approval ID: E60425				
	Nominal voltage $U_N$	Nominal current $I_N$	Cross section AWG	Cross section $mm^2$
B				
	-	-	24 - 10	-
C				
	-	-	24 - 10	-

# UKK 5-PE - Protective conductor terminal block



2774211

<https://www.phoenixcontact.com/gb/products/2774211>

## Classifications

### ECLASS

ECLASS-13.0	27250103
ECLASS-15.0	27250103

### ETIM

ETIM 10.0	EC000901
-----------	----------

### UNSPSC

UNSPSC 21.0	39121400
-------------	----------

# UKK 5-PE - Protective conductor terminal block



2774211

<https://www.phoenixcontact.com/gb/products/2774211>

## Environmental product compliance

### EU RoHS

Fulfills EU RoHS substance requirements	Yes, No exemptions
---	--------------------

### China RoHS

Environment friendly use period (EFUP)	EFUP-E
	No hazardous substances above the limits

### EU REACH SVHC

REACH candidate substance (CAS No.)	No substance above 0.1 wt%
-------------------------------------	----------------------------

### EF3.1 Climate Change

CO2e kg	0.161 kg CO2e
---------	---------------

Phoenix Contact 2026 © - all rights reserved  
<https://www.phoenixcontact.com>

PHOENIX CONTACT Ltd  
Halesfield 13, Telford  
Shropshire, TF7 4PG  
01952 681700  
[info@phoenixcontact.co.uk](mailto:info@phoenixcontact.co.uk)