AXL F PSDO8/3 1F - Safety module

2701560

https://www.phoenixcontact.com/gb/products/2701560

Please be informed that the data shown in this PDF document is generated from our online catalog. Please find the complete data in the user documentation. Our general terms of use for downloads are valid.

CRA-READY



Axioline F, Digital output module, Functional safety, PROFIsafe, only for connection to Phoenix Contact or Siemens controller, Digital outputs: 4 (for 2-channel assignment), 8 (for 1-channel assignment), 2 A, connection technology: 2-, 3-conductor, degree of protection: IP20; The product is being prepared for compliance with the Cyber Resilience Act (CRA).

Product description

The safety module is an output module from the Axioline F product range designed for use in a PROFIsafe system. The module has four safe digital outputs for two-channel assignment or eight safe digital outputs for single-channel assignment. The outputs can be parameterized according to the application and enable the integration of actuators in the PROFIsafe system.

Your advantages

- Up to Cat. 4/PL e in accordance with EN ISO 13849-1, SIL 3 in accordance with EN IEC 62061, SIL 3 in accordance with IEC 61508

ELEKTROGERÄTE RÜCKNAHME

Commercial data

Item number	2701560
Packing unit	1 pc
Minimum order quantity	1 pc
Sales key	DNA531
Product key	DNA531

GTIN	4046356769938
Weight per piece (including packing)	256 g
Weight per piece (excluding packing)	222 g
Customs tariff number	85389091
Country of origin	DE

Technical data

Dimensions

Dimensional drawing	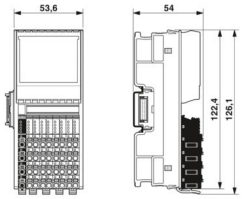
Width	53.6 mm
Height	126.1 mm
Depth	54 mm
Note on dimensions	Housing dimensions

Notes

Note on application	Only for industrial use
Note on application	As things stand now, we are preparing the product so that, as of December 11, 2027, it will comply with the requirements of the EU Cyber Resilience Act (CRA) based on the information currently available regarding the CRA.

Mounting

Mounting type	DIN rail mounting

Material specifications

Color (Housing)	yellow (RAL 1018)
Material	PBT
Flammability rating according to UL 94	V-0 (Housing)

Interfaces

Axioline F local bus

Connection method	Bus base module

System properties

Programming data

Input address area	5 Byte
Output address area	5 Byte

Fieldbus data telegram

Required parameter data	22 Byte ((I-and F-parameters))
Required configuration data	10 Byte

Output data

Digital:

Output name	Digital outputs
Connection method	Direct plug-in technology
Connection technology	2-, 3-conductor
Number of outputs	4 (for 2-channel assignment)
	8 (for 1-channel assignment)
	8
Protective circuit	Overload protection, freewheeling circuit for inductive loads,Discharge circuit for accelerated discharge of capacitive loads
Output voltage	24 V DC
Output current	max. 2 A (per channel)
	max. 1.5 A (per channel according to CUL_{US})
	max. 4 A (per group)
	max. 3 A (per group according to CUL_{US})
	max. 8 A (Total current of all outputs; Please observe the notes in the user manual.)
	max. 6 A (Total current of all outputs according to CUL_{US})
Maximum output current per channel	2 A
Maximum output current per module / terminal block	8 A
Behavior with overload	Affected output is disabled and a diagnostic message is generated.
Permissible cable length	max. 1000 m (Forward and return line in total)

Product properties

Product type	I/O component
Product family	Axioline F
Application	Functional safety
	PROFIsafe
	only for connection to Phoenix Contact or Siemens controller
Type	modular
Special properties	The product is being prepared for compliance with the Cyber Resilience Act (CRA)

Electrical properties

Maximum power dissipation for nominal condition	4 W
Transmission medium	Copper

Potentials

Protective circuit	Protection against polarity reversal, EMC protective circuit, undervoltage detection

Potentials: Axioline F local bus supply (U_{Bus})

Supply voltage	5 V DC (via bus base module)
Current draw	max. 280 mA
	typ. 260 mA (all outputs set; supply by U_O of 19.2 V DC ... 30 V DC)

Potentials: Supply for digital output modules (U_O)

Supply voltage	24 V DC
Supply voltage range	19.2 V DC ... 30 V DC (including all tolerances, including ripple)
Current draw	typ. 25 mA (all outputs set; supply from U_O with 30 V DC; without supply to the actuators)
Current consumption	25 mA

Connection data

Connection technology

Connection name	Axioline F connector

Axioline F connector

Connection method	Push-in connection
Conductor cross-section, rigid	0.2 mm² ... 1.5 mm²
Conductor cross-section, flexible	0.2 mm² ... 1.5 mm²
Conductor cross-section AWG	24 ... 16

Environmental and real-life conditions

Ambient conditions

Ambient temperature (operation)	-35 °C ... 60 °C (Mounting position: any)
Degree of protection	IP20
Air pressure (operation)	70 kPa ... 108 kPa (up to 3000 m above sea level)
Air pressure (storage/transport)	66 kPa ... 108 kPa (up to 3500 m above sea level)
Ambient temperature (storage/transport)	-40 °C ... 85 °C
Permissible humidity (operation)	10 % ... 75 % (on average, 85% infrequently, non-condensing)
Permissible humidity (storage/transport)	10 % ... 75 % (non-condensing)

Standards and regulations

Protection class	III (IEC 61140, EN 61140, VDE 0140-1)

Characteristics

Safety data: EN ISO 13849

Performance level (PL)	max. e (two channel; dependent in parameterization and wiring)

Drawings

Dimensional drawing

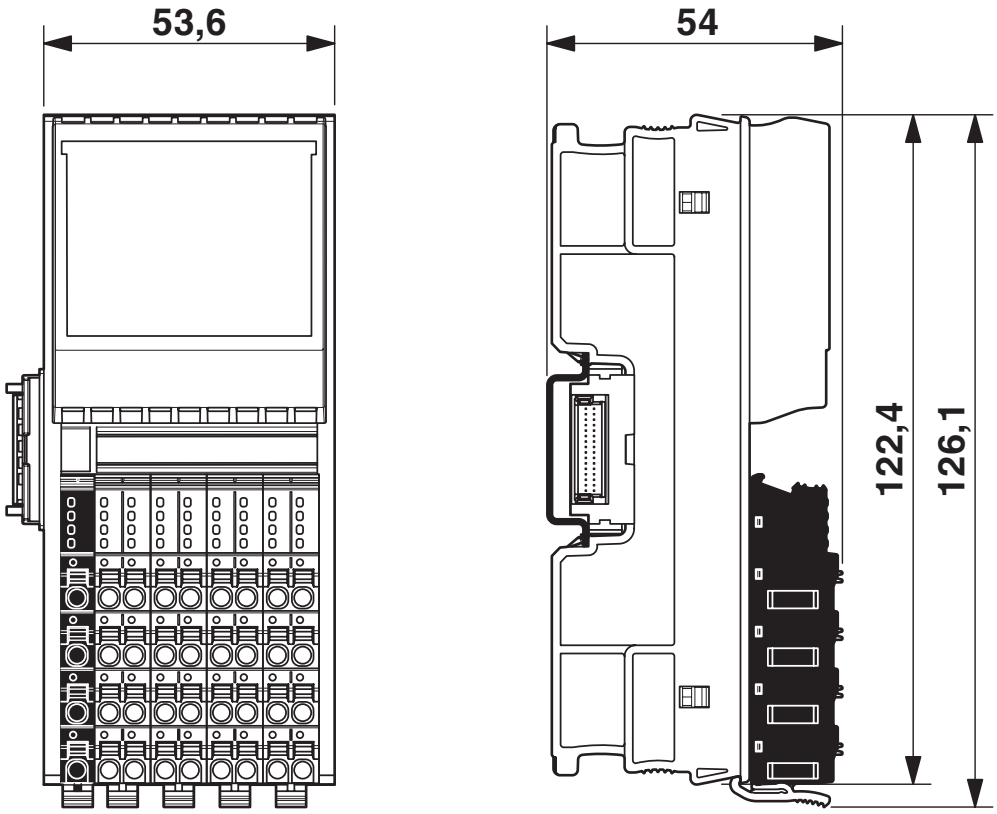

Dimensions (in mm)

Connection diagram

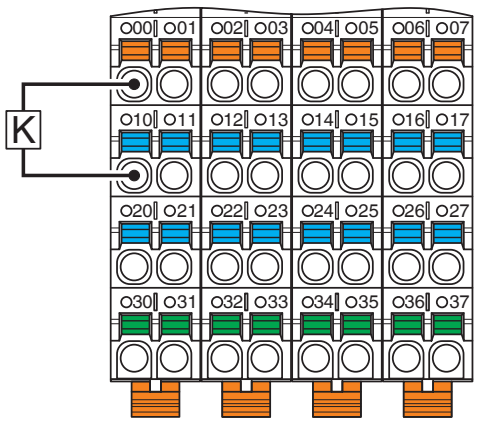

Example connection of a contactor

Approvals

To download certificates, visit the product detail page: https://www.phoenixcontact.com/gb/products/2701560

DNV GL
Approval ID: TAA00000DF

BSH
Approval ID: 840c

cULus Listed
Approval ID: E238705

cULus Listed
Approval ID: E238705

PROFIsafe
Approval ID: Z20121

Functional Safety
Approval ID: 968/EZ 650.04/20

FS Thermoprocess
Approval ID: 968 INS 799.01 25

TUEV RH FS
Approval ID: 968/EZ650.17/26

Classifications

ECLASS

ECLASS-13.0	27242604
ECLASS-15.0	27242604
ECLASS-15.0 ASSET	27250101

ETIM

ETIM 10.0	EC001599

UNSPSC

UNSPSC 21.0	32151600

Environmental product compliance

EU RoHS

Fulfills EU RoHS substance requirements	Yes
Exemption	7(a), 7(c)-I

China RoHS

Environment friendly use period (EFUP)	EFUP-50
	An article-related China RoHS declaration table can be found in the download area for the respective article under "Manufacturer declaration". For all articles with EFUP-E, no China RoHS declaration table issued and required.

EU REACH SVHC

REACH candidate substance (CAS No.)	Lead(CAS: 7439-92-1)
SCIP	c09a4c0e-d65b-4f62-9566-3022cd73a51a

EF3.1 Climate Change

CO2e kg	10.48 kg CO2e

Phoenix Contact 2026 © - all rights reserved
https://www.phoenixcontact.com

PHOENIX CONTACT Ltd
Halesfield 13, Telford
Shropshire, TF7 4PG
01952 681700
info@phoenixcontact.co.uk