NLC-IO-06I-04QTP-01A - I/O extension module

2701072

https://www.phoenixcontact.com/gb/products/2701072

Please be informed that the data shown in this PDF document is generated from our online catalog. Please find the complete data in the user documentation. Our general terms of use for downloads are valid.



I/O extension module for use with Nanoline base unit. Equipped with 6 digital input and 4 PNP digital output channels. A maximum of three I/O extension modules can be attached to a base unit.

Your advantages

- Automatically recognized by the firmware
- I/O modules are electrically isolated
- Up to 3 modules can be added to the right side of a base unit
- Can be powered from a secondary power supply

ELEKTROGERÄTE RÜCKNAHME

Commercial data

Item number	2701072
Packing unit	1 pc
Minimum order quantity	1 pc
Sales key	DRACAB
Product key	DRACAB
GTIN	4046356325332
Weight per piece (including packing)	173.3 g
Weight per piece (excluding packing)	137.6 g
Customs tariff number	85389099
Country of origin	IN

Technical data

Product properties

Product type	Extension module
Product family	Nanoline
Mounting position	Attaches to DB-9 connector on right-side of base unit

Electrical properties

Supply: Module electronics

Connection method	Screw connection
Supply voltage	24 V DC
Supply current	typ. 50 mA
	max. 90 mA

Input data

Digital:

Input name	Digital inputs
Description of the input	PNP/NPN
Number of inputs	6
Connection method	Screw connection
Input voltage range "0" signal	0 V DC ... 5 V DC
Input voltage range "1" signal	15 V DC ... 30 V DC
Nominal input voltage U_{IN}	24 V DC
Nominal input current at U_{IN}	5 mA DC (On)
	< 100 µA (Off)
Typical response time	60 µs (on)
	70 µs (OFF)

Output data

Digital:

Output name	Digital outputs
Output description	PNP outputs
Connection method	Screw connection
Number of outputs	4
Protective circuit	Short-circuit and overload protection
Maximum output current per channel	500 mA
Maximum output current per module / terminal block	2 A
Maximum output current per module	2 A
Nominal load, inductive	12 VA ((1.2H))
Nominal load, lamp	12 W
Nominal load, ohmic	12 W
Maximum operating frequency with ohmic nominal load	100 Hz

Connection data

Connection method	Screw connection

Dimensions

Dimensional drawing	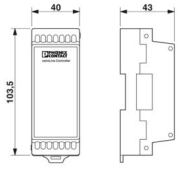
Width	40 mm
Height	103.5 mm
Depth	43 mm

Environmental and real-life conditions

Ambient conditions

Degree of protection	IP20
Ambient temperature (operation)	-25 °C ... 60 °C
Degree of protection	IP20
Ambient temperature (storage/transport)	-25 °C ... 85 °C
Permissible humidity (operation)	0 % ... 90 %

Mounting

Mounting type	DIN rail mounting
	DIN rail mounting
Mounting position	Attaches to DB-9 connector on right-side of base unit

Drawings

Dimensional drawing

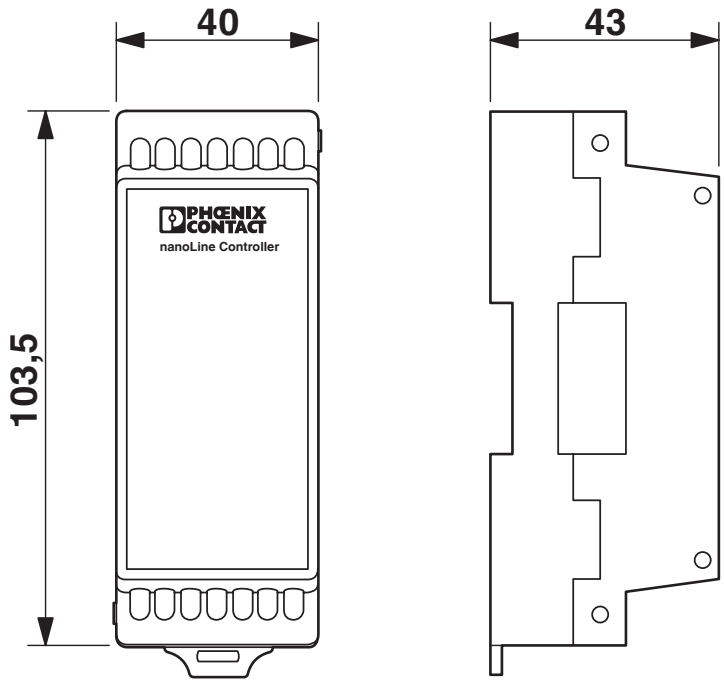

Connection diagram

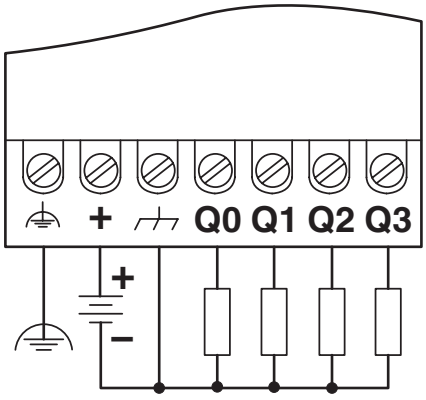

Approvals

To download certificates, visit the product detail page: https://www.phoenixcontact.com/gb/products/2701072

UL Listed
Approval ID: E238705

cUL Listed
Approval ID: E238705

Classifications

ECLASS

ECLASS-13.0	27242216

ETIM

ETIM 9.0	EC001417

UNSPSC

UNSPSC 21.0	39122300

Environmental product compliance

EU RoHS

Fulfills EU RoHS substance requirements	Yes
Exemption	6(c)

China RoHS

Environment friendly use period (EFUP)	EFUP-50
	An article-related China RoHS declaration table can be found in the download area for the respective article under "Manufacturer declaration". For all articles with EFUP-E, no China RoHS declaration table issued and required.

EU REACH SVHC

REACH candidate substance (CAS No.)	Lead(CAS: 7439-92-1)
SCIP	95c8bbfb-f003-45b3-a318-976d4e1ab4b8

Phoenix Contact 2026 © - all rights reserved
https://www.phoenixcontact.com

PHOENIX CONTACT Ltd
Halesfield 13, Telford
Shropshire, TF7 4PG
01952 681700
info@phoenixcontact.co.uk