


# MBKKB 2,5 BU - Mini feed-through terminal block



1414077

<https://www.phoenixcontact.com/gb/products/1414077>

Please be informed that the data shown in this PDF document is generated from our online catalog. Please find the complete data in the user documentation. Our general terms of use for downloads are valid.



Mini feed-through terminal block, nom. voltage: 500 V, nominal current: 24 A, connection method: Screw connection, 1st and 2nd level, Rated cross section: 2.5 mm<sup>2</sup>, cross section: 0.2 mm<sup>2</sup> - 4 mm<sup>2</sup>, mounting type: NS 15, NS 35/7,5, NS 35/15, color: blue

## Your advantages

- Fixed bridges and test sockets can be used on both levels
- Clear arrangement thanks to marking of all terminal points
- Space saving thanks to compact design and mounting option on a 15 mm DIN rail
- Easy potential distribution thanks to standardized plug-in bridges

## Commercial data

Item number	1414077
Packing unit	50 pc
Minimum order quantity	50 pc
Sales key	BE1264
Product key	BE1264
GTIN	4017918021320
Weight per piece (including packing)	11.505 g
Weight per piece (excluding packing)	10.379 g
Customs tariff number	85369010
Country of origin	CN

# MBKKB 2,5 BU - Mini feed-through terminal block



1414077

<https://www.phoenixcontact.com/gb/products/1414077>

## Technical data

### Product properties

Product type	Miniature terminal block
Number of connections	4
Number of rows	2
Potentials	2

### Insulation characteristics

Overvoltage category	III
Degree of pollution	3

### Electrical properties

Rated surge voltage	6 kV
Maximum power dissipation for nominal condition	0.77 W

### Connection data

Number of connections per level	2
Nominal cross section	2.5 mm <sup>2</sup>

### 1st and 2nd level

Connection method	Screw connection
Screw thread	M3
Tightening torque	0.5 ... 0.6 Nm
Stripping length	7 mm
Internal cylindrical gage	A3
Connection in acc. with standard	IEC 60947-7-1
Conductor cross-section rigid	0.2 mm <sup>2</sup> ... 4 mm <sup>2</sup>
Cross section AWG	24 ... 12 (converted acc. to IEC)
Conductor cross-section flexible	0.25 mm <sup>2</sup> ... 2.5 mm <sup>2</sup>
Conductor cross-section, flexible [AWG]	24 ... 14 (converted acc. to IEC)
Conductor cross-section flexible (ferrule without plastic sleeve)	0.25 mm <sup>2</sup> ... 2.5 mm <sup>2</sup>
Flexible conductor cross-section (ferrule with plastic sleeve)	0.25 mm <sup>2</sup> ... 1.5 mm <sup>2</sup>
Cross-section with insertion bridge, rigid	2.5 mm <sup>2</sup>
Cross-section with insertion bridge, flexible	2.5 mm <sup>2</sup>
2 conductors with same cross section, rigid	0.2 mm <sup>2</sup> ... 1.5 mm <sup>2</sup>
2 conductors with same cross section, flexible	0.2 mm <sup>2</sup> ... 1.5 mm <sup>2</sup>
2 conductors with same cross section, flexible, with ferrule without plastic sleeve	0.25 mm <sup>2</sup> ... 1.5 mm <sup>2</sup>
2 conductors with the same cross section, flexible, with TWIN ferrule with plastic sleeve	0.5 mm <sup>2</sup> ... 1 mm <sup>2</sup>
Nominal cross section	2.5 mm <sup>2</sup>
Nominal current	24 A
Maximum load current	24 A (with 4 mm <sup>2</sup> conductor cross-section)
Nominal voltage	500 V

# MBKKB 2,5 BU - Mini feed-through terminal block



1414077

<https://www.phoenixcontact.com/gb/products/1414077>

## Ex data

### Rated data (ATEX/IECEX)

Identification	Ⓜ II 2 G Ex eb IIC Gb
Operating temperature range	-50 °C ... 110 °C
Ex-certified accessories	1413052 D-MBKKB 2,5
	1413065 DP-MBKKB 2,5
	1205053 SZS 0,6X3,5
	3022218 CLIPFIX 35
	1401637 E/MBK
List of bridges	Fixed bridge / FBRNI 2-5 N / 3000175
	Fixed bridge / FBRNI 3-5 N / 3000162
	Fixed bridge / FBRNI 4-5 N / 3000159
	Fixed bridge / FBRNI 5-5 N / 3000146
	Fixed bridge / FBRNI 6-5 N / 3000133
	Fixed bridge / FBRNI 7-5 N / 3000230
	Fixed bridge / FBRNI 8-5 N / 3000243
	Fixed bridge / FBRNI 9-5 N / 3000298
	Fixed bridge / FBRNI 10-5 N / 2770639
	Fixed bridge / FBRNI 20-5 N / 3000609
Bridge data	19 A / 2.5 mm <sup>2</sup>
Ex temperature increase	40 K (21 A / 2.5 mm <sup>2</sup> )
for bridging with bridge	275 V
Rated insulation voltage	250 V
output	(Permanent)

### Ex level General

Rated voltage	275 V
Rated current	21 A
Maximum load current	26 A

### Ex connection data General

Torque range	0.5 Nm ... 0.6 Nm
Nominal cross section	2.5 mm <sup>2</sup>
Rated cross section AWG	14
Connection capacity rigid	0.2 mm <sup>2</sup> ... 4 mm <sup>2</sup>
Connection capacity AWG	24 ... 12
Connection capacity flexible	0.2 mm <sup>2</sup> ... 2.5 mm <sup>2</sup>
Connection capacity AWG	24 ... 14
2 conductors with same cross section, solid	0.2 mm <sup>2</sup> ... 1.5 mm <sup>2</sup>
2 conductors with the same cross-section AWG rigid	24 ... 16
2 conductors with same cross section, stranded	0.2 mm <sup>2</sup> ... 1.5 mm <sup>2</sup>
2 conductors with the same cross-section AWG flexible	24 ... 16
output	(Permanent)

# MBKKB 2,5 BU - Mini feed-through terminal block



1414077

<https://www.phoenixcontact.com/gb/products/1414077>

## Ex level Level 1

Contact resistance	0.5 mΩ
output	(Permanent)

## Ex level Level 2

Contact resistance	0.4 mΩ
--------------------	--------

## Dimensions

Width	5.2 mm
End cover width	2.5 mm
Height	62 mm
Depth on NS 15	47.5 mm
Depth on NS 35/7,5	48 mm
Depth on NS 35/15	55.5 mm

## Material specifications

Color	blue (RAL 5015)
Flammability rating according to UL 94	V2
Insulating material group	I
Insulating material	PA
Static insulating material application in cold	-40 °C
Relative insulation material temperature index (Elec., UL 746 B)	125 °C

## Electrical tests

### Surge voltage test

Test voltage setpoint	7.3 kV
Result	Test passed

### Temperature-rise test

Requirement temperature-rise test	Increase in temperature ≤ 45 K
Result	Test passed
Short-time withstand current 2.5 mm <sup>2</sup>	0.3 kA
	0.3 kA
Result	Test passed

### Power-frequency withstand voltage

Test voltage setpoint	1.89 kV
Result	Test passed

## Mechanical properties

### Mechanical data

Open side panel	Yes
-----------------	-----

## Mechanical tests

# MBKKB 2,5 BU - Mini feed-through terminal block



1414077

<https://www.phoenixcontact.com/gb/products/1414077>

## Mechanical strength

Result	Test passed
--------	-------------

## Attachment on the carrier

DIN rail/fixing support	NS 35/NS 15
Test force setpoint	1 N
Result	Test passed

## Test for conductor damage and slackening

Rotation speed	10 (+/- 2) rpm
Revolutions	135
Conductor cross-section/weight	0.25 mm <sup>2</sup> / 0.2 kg
	2.5 mm <sup>2</sup> / 0.7 kg
	4 mm <sup>2</sup> / 0.9 kg
Result	Test passed

## Environmental and real-life conditions

### Needle-flame test

Time of exposure	30 s
Result	Test passed

### Oscillation/broadband noise

Specification	DIN EN 50155 (VDE 0115-200):2018-05
Spectrum	Long life test category 2, bogie-mounted
Frequency	$f_1 = 5 \text{ Hz}$ to $f_2 = 250 \text{ Hz}$
ASD level	6.12 (m/s <sup>2</sup> ) <sup>2</sup> /Hz
Acceleration	3.12g
Test duration per axis	5 h
Test directions	X-, Y- and Z-axis
Result	Test passed

### Shocks

Pulse shape	Half-sine
Acceleration	30g
Shock duration	18 ms
Number of shocks per direction	3
Test directions	X-, Y- and Z-axis (pos. and neg.)
Result	Test passed

### Ambient conditions

Ambient temperature (operation)	-40 °C ... 110 °C (Operating temperature range incl. self-heating; for max. short-term operating temperature, see RTI Elec.)
Ambient temperature (storage/transport)	-25 °C ... 60 °C (for a short time, not exceeding 24 h, -60 °C to +70 °C)
Ambient temperature (assembly)	-5 °C ... 70 °C
Ambient temperature (actuation)	-5 °C ... 70 °C

# MBKKB 2,5 BU - Mini feed-through terminal block



1414077

<https://www.phoenixcontact.com/gb/products/1414077>

Permissible humidity (operation)	20 % ... 90 %
Permissible humidity (storage/transport)	30 % ... 70 %

## Standards and regulations

Connection in acc. with standard	IEC 60947-7-1
----------------------------------	---------------

## Mounting

Mounting type	NS 15
	NS 35/7,5
	NS 35/15

# MBKKB 2,5 BU - Mini feed-through terminal block





1414077

<https://www.phoenixcontact.com/gb/products/1414077>


## Approvals


To download certificates, visit the product detail page: <https://www.phoenixcontact.com/gb/products/1414077>

 <b>CSA</b> Approval ID: 13631				
	Nominal voltage $U_N$	Nominal current $I_N$	Cross section AWG	Cross section $\text{mm}^2$
keine				
	300 V	20 A	28 - 12	-

 <b>cULus Recognized</b> Approval ID: E60425				
	Nominal voltage $U_N$	Nominal current $I_N$	Cross section AWG	Cross section $\text{mm}^2$
B				
	300 V	20 A	30 - 12	-
C				
	300 V	20 A	30 - 12	-

<b>DNV</b> Approval ID: TAE00001CT				
---------------------------------------	--	--	--	--

 <b>ATEX</b> Approval ID: KEMA 03ATEX2082 U				
---	--	--	--	--

 <b>EAC Ex</b> Approval ID: KZ 7500525010101950				
---	--	--	--	--

 <b>IECEX</b> Approval ID: IECEX KEM 07.0018U				
---	--	--	--	--

 <b>CCC</b> Approval ID: 2020322313000629				
---	--	--	--	--

# MBKKB 2,5 BU - Mini feed-through terminal block



1414077

<https://www.phoenixcontact.com/gb/products/1414077>

## Classifications

### ECLASS

ECLASS-13.0	27250102
ECLASS-15.0	27250102

### ETIM

ETIM 10.0	EC000897
-----------	----------

### UNSPSC

UNSPSC 21.0	39121400
-------------	----------

# MBKKB 2,5 BU - Mini feed-through terminal block



1414077

<https://www.phoenixcontact.com/gb/products/1414077>

## Environmental product compliance

### EU RoHS

Fulfills EU RoHS substance requirements	Yes
Exemption	6(c)

### China RoHS

Environment friendly use period (EFUP)	EFUP-50
	An article-related China RoHS declaration table can be found in the download area for the respective article under "Manufacturer declaration". For all articles with EFUP-E, no China RoHS declaration table issued and required.

### EU REACH SVHC

REACH candidate substance (CAS No.)	Lead(CAS: 7439-92-1)
SCIP	124c78f6-f13c-4183-ac2f-ded0d5a52f93

Phoenix Contact 2026 © - all rights reserved

<https://www.phoenixcontact.com>

PHOENIX CONTACT Ltd  
Halesfield 13, Telford  
Shropshire, TF7 4PG  
01952 681700  
[info@phoenixcontact.co.uk](mailto:info@phoenixcontact.co.uk)