

LPTA 16/ 3-10,0-ZB - PCB terminal block

1333818

<https://www.phoenixcontact.com/gb/products/1333818>

Please be informed that the data shown in this PDF document is generated from our online catalog. Please find the complete data in the user documentation. Our general terms of use for downloads are valid.



Printed circuit board terminal, nominal current: 76 A, rated voltage (III/2): 1000 V, nominal cross section: 16 mm², number of potentials: 3, number of rows: 1, number of positions per row: 3, product range: LPTA 16/, pitch: 10 mm, connection method: Lever Push-in connection, mounting: Wave soldering, conductor/PCB connection direction: 30 °, color: green, Pin layout: Zigzag pinning W, Solder pin [P]: 3.6 mm, type of packaging: packed in cardboard

Your advantages

- Tool-free lever principle enables time-saving connection and release of conductors with/without ferrules
- Clear lever positions provide reliable feedback on opened or closed clamping spaces
- Defined contact force ensures that contact remains stable over the long term
- Time-saving push-in connection when lever is closed
- Intuitive operation, thanks to a color-coded actuation lever

Commercial data

| | |
|--------------------------------------|--------------------------------|
| Item number | 1333818 |
| Packing unit | 25 pc |
| Minimum order quantity | 25 pc |
| Note | Made to order (non-returnable) |
| Sales key | AAOTAC |
| Product key | AAOTAC |
| GTIN | 4063151632717 |
| Weight per piece (including packing) | 38.916 g |
| Weight per piece (excluding packing) | 38 g |
| Customs tariff number | 85369010 |
| Country of origin | SK |

LPTA 16/ 3-10,0-ZB - PCB terminal block



1333818

<https://www.phoenixcontact.com/gb/products/1333818>

Technical data

Product properties

| | |
|-----------------------|--------------------------------|
| Product type | Printed circuit board terminal |
| Product family | LPTA 16/ |
| Product line | COMBICON Terminals XL |
| Number of positions | 3 |
| Pitch | 10 mm |
| Number of connections | 3 |
| Number of rows | 1 |
| Number of potentials | 3 |
| Pin layout | Zigzag pinning W |

Electrical properties

Properties

| | |
|-----------------------------|--------|
| Nominal current I_N | 76 A |
| Nominal voltage U_N | 1000 V |
| Rated voltage (III/3) | 1000 V |
| Rated surge voltage (III/3) | 8 kV |
| Rated voltage (III/2) | 1000 V |
| Rated surge voltage (III/2) | 8 kV |
| Rated voltage (II/2) | 1000 V |
| Rated surge voltage (II/2) | 6 kV |

Connection data

Connection technology

| | |
|-----------------------|--------------------|
| Nominal cross section | 16 mm ² |
|-----------------------|--------------------|

Conductor connection

| | |
|---|--|
| Connection method | Lever Push-in connection |
| Conductor cross-section rigid | 0.75 mm ² ... 16 mm ² (Conductor connection with open terminal point) 1.5 mm ² ... 16 mm ² (Push-in connection) |
| Single-conductor/terminal point multi-stranded | 0.75 mm ² ... 16 mm ² |
| Conductor cross-section flexible | 0.75 mm ² ... 25 mm ² |
| Conductor cross-section AWG | 18 ... 4 |
| Conductor cross-section, flexible, with ferrule, without plastic sleeve | 0.75 mm ² ... 16 mm ² |
| Conductor cross-section, flexible, with ferrule, with plastic sleeve | 0.75 mm ² ... 10 mm ² |
| 2 conductors with the same cross section, flexible, with TWIN ferrule with plastic sleeve | 4 mm ² ... 6 mm ² |
| Stripping length | 18 mm ... 20 mm |

Mounting

LPTA 16/ 3-10,0-ZB - PCB terminal block

1333818

<https://www.phoenixcontact.com/gb/products/1333818>

| | |
|---------------|------------------|
| Mounting type | Wave soldering |
| Pin layout | Zigzag pinning W |

Material specifications

Material data - contact

| | |
|--|--|
| Note | WEEE/RoHS-compliant, free of whiskers according to IEC 60068-2-82/JEDEC JESD 201 |
| Contact material | Cu alloy |
| Surface characteristics | Tin-plated |
| Metal surface terminal point (top layer) | Tin (10 µm - 16 µm Sn) |
| Metal surface soldering area (top layer) | Tin (10 µm - 16 µm Sn) |


Material data - housing

| | |
|---|--------------|
| Color (Housing) | green (6021) |
| Insulating material | PA |
| Insulating material group | I |
| CTI according to IEC 60112 | 600 |
| Flammability rating according to UL 94 | V0 |
| Glow wire flammability index GWFI according to EN 60695-2-12 | 850 |
| Glow wire ignition temperature GWIT according to EN 60695-2-13 | 775 |
| Temperature for the ball pressure test according to EN 60695-10-2 | 125 °C |

Material data – actuating element

| | |
|--|---------------|
| Color (Actuating element) | orange (2003) |
| Insulating material | PA GF |
| Insulating material group | I |
| CTI according to IEC 60112 | 600 |
| Flammability rating according to UL 94 | V0 |

Dimensions

| | |
|-----------------------|--|
| Dimensional drawing |  |
| Pitch | 10 mm |
| Width [w] | 31.9 mm |
| Height [h] | 45.8 mm |
| Length [l] | 37.4 mm |
| Installed height | 42 mm |
| Solder pin length [P] | 3.6 mm |
| Pin dimensions | 1 x 1 mm |

LPTA 16/ 3-10,0-ZB - PCB terminal block



1333818

<https://www.phoenixcontact.com/gb/products/1333818>

PCB design

| | |
|---------------|--------|
| Hole diameter | 1.7 mm |
|---------------|--------|

Mechanical tests

Test for conductor damage and slackening

| | |
|---------------|---------------------|
| Specification | IEC 60999-1:1999-11 |
| Result | Test passed |

Pull-out test

| | |
|---|--|
| Specification | IEC 60999-1:1999-11 |
| Conductor cross-section/conductor type/tractive force setpoint/actual value | 0.75 mm ² / solid / > 30 N |
| | 0.75 mm ² / flexible / > 30 N |
| | 16 mm ² / solid / > 100 N |
| | 25 mm ² / flexible / > 135 N |

Electrical tests

Temperature-rise test

| | |
|-----------------------------------|--|
| Specification | IEC 60947-7-4:2019-01 |
| Requirement temperature-rise test | The sum of ambient temperature and temperature rise of the PCB terminal block shall not exceed the upper limiting temperature. |

Short-time withstand current

| | |
|---------------|-----------------------|
| Specification | IEC 60947-7-4:2019-01 |
|---------------|-----------------------|

Insulation resistance

| | |
|--|-----------------------|
| Specification | IEC 60512-3-1:2002-02 |
| Insulation resistance, neighboring positions | > 5 MΩ |

Air clearances and creepage distances |

| | |
|--|-----------------------|
| Specification | IEC 60947-7-4:2019-01 |
| Insulating material group | I |
| Comparative tracking index (IEC 60112) | CTI 600 |
| Rated insulation voltage (III/3) | 1000 V |
| Rated surge voltage (III/3) | 8 kV |
| minimum clearance value - non-homogenous field (III/3) | 8 mm |
| minimum creepage distance (III/3) | 12.5 mm |
| Rated insulation voltage (III/2) | 1000 V |
| Rated surge voltage (III/2) | 8 kV |
| minimum clearance value - non-homogenous field (III/2) | 8 mm |
| minimum creepage distance (III/2) | 8 mm |
| Rated insulation voltage (II/2) | 1000 V |
| Rated surge voltage (II/2) | 6 kV |
| minimum clearance value - non-homogenous field (II/2) | 5.5 mm |
| minimum creepage distance (II/2) | 5.5 mm |

1333818

<https://www.phoenixcontact.com/gb/products/1333818>

Environmental and real-life conditions

Vibration test

| | |
|------------------------|--|
| Specification | IEC 60068-2-6:2007-12 |
| Frequency | 10 - 150 - 10 Hz |
| Sweep speed | 1 octave/min |
| Amplitude | 0.35 mm (10 Hz ... 60.1 Hz) |
| Acceleration | 50 m/s ² (60.1 Hz ... 150 Hz) |
| Test duration per axis | 2.5 h |
| Test directions | X-, Y- and Z-axis |

Glow-wire test

| | |
|------------------|------------------------|
| Specification | IEC 60695-2-10:2013-04 |
| Temperature | 850 °C |
| Time of exposure | 5 s |

Aging

| | |
|---------------|-----------------------|
| Specification | IEC 60947-7-4:2019-01 |
|---------------|-----------------------|

Ambient conditions

| | |
|---|---|
| Ambient temperature (storage/transport) | -40 °C ... 70 °C |
| Relative humidity (storage/transport) | 30 % ... 70 % |
| Ambient temperature (assembly) | -5 °C ... 100 °C |
| Ambient temperature (operation) | -40 °C ... 105 °C (Depending on the current carrying capacity/derating curve) |

Packaging specifications

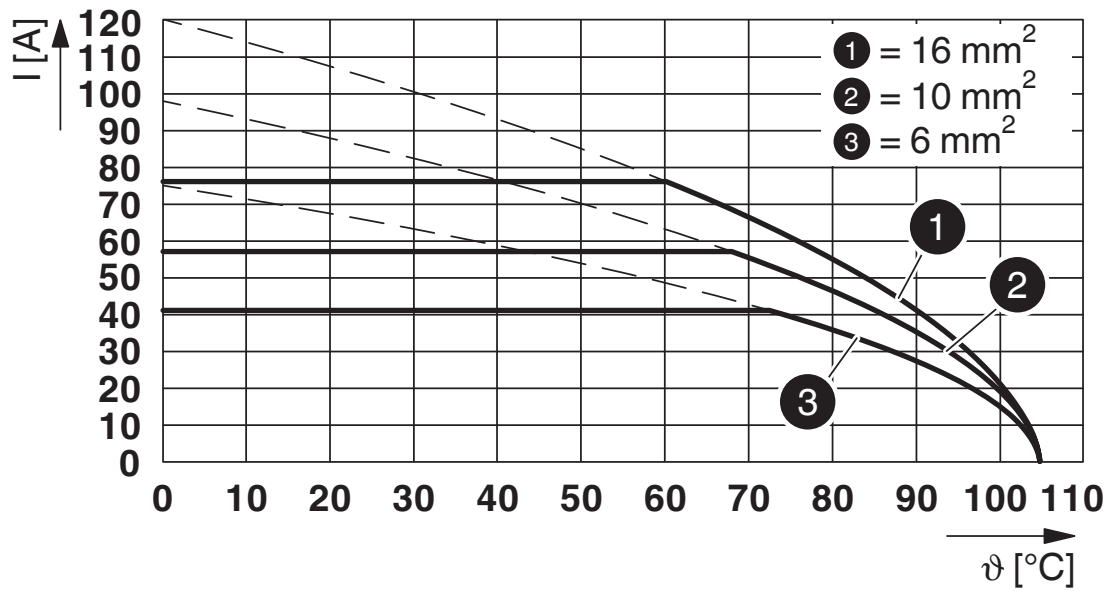
| | |
|-------------------|---------------------|
| Type of packaging | packed in cardboard |
|-------------------|---------------------|

1333818

<https://www.phoenixcontact.com/gb/products/1333818>

Drawings

Diagram



Type: LPTA 16/...-10,0-ZB

LPTA 16/ 3-10,0-ZB - PCB terminal block




1333818

<https://www.phoenixcontact.com/gb/products/1333818>


Approvals

To download certificates, visit the product detail page: <https://www.phoenixcontact.com/gb/products/1333818>

|  cUL Recognized Approval ID: E60425-20210507 | | | | |
|---|-----------------------|-----------------------|-------------------|----------------------|
| | Nominal voltage U_N | Nominal current I_N | Cross section AWG | Cross section mm^2 |
| C | 1000 V | 66 A | 18 - 4 | - |

|  UL Recognized Approval ID: E60425-20210507 | | | | |
|--|-----------------------|-----------------------|-------------------|----------------------|
| | Nominal voltage U_N | Nominal current I_N | Cross section AWG | Cross section mm^2 |
| C | 600 V | 66 A | 18 - 4 | - |
| F | 1000 V | 66 A | 18 - 4 | - |

|  cULus Recognized Approval ID: E60425-20210507 | | | | |
|---|-----------------------|-----------------------|-------------------|----------------------|
| | Nominal voltage U_N | Nominal current I_N | Cross section AWG | Cross section mm^2 |
| B | 600 V | 66 A | 18 - 4 | - |

|  VDE Zeichengenehmigung Approval ID: 40054188 | | | | |
|--|-----------------------|-----------------------|-------------------|----------------------|
| | Nominal voltage U_N | Nominal current I_N | Cross section AWG | Cross section mm^2 |
| keine | 1000 V | 76 A | - | 0.75 - 25 |

LPTA 16/ 3-10,0-ZB - PCB terminal block



1333818

<https://www.phoenixcontact.com/gb/products/1333818>

Classifications

ECLASS

| | |
|-------------|----------|
| ECLASS-13.0 | 27460101 |
| ECLASS-15.0 | 27460101 |

ETIM

| | |
|-----------|----------|
| ETIM 10.0 | EC002643 |
|-----------|----------|

LPTA 16/ 3-10,0-ZB - PCB terminal block



1333818

<https://www.phoenixcontact.com/gb/products/1333818>

Environmental product compliance

EU RoHS

| | |
|---|--------------------|
| Fulfills EU RoHS substance requirements | Yes, No exemptions |
|---|--------------------|

China RoHS

| | |
|--|--|
| Environment friendly use period (EFUP) | EFUP-E |
| | No hazardous substances above the limits |

EU REACH SVHC

| | |
|-------------------------------------|----------------------------|
| REACH candidate substance (CAS No.) | No substance above 0.1 wt% |
|-------------------------------------|----------------------------|

EF3.1 Climate Change

| | |
|---------|---------------|
| CO2e kg | 0.982 kg CO2e |
|---------|---------------|

Phoenix Contact 2026 © - all rights reserved
<https://www.phoenixcontact.com>

PHOENIX CONTACT Ltd
Halesfield 13, Telford
Shropshire, TF7 4PG
01952 681700
info@phoenixcontact.co.uk