

PT 10 BN - Feed-through terminal block



1322456

<https://www.phoenixcontact.com/gb/products/1322456>

Please be informed that the data shown in this PDF document is generated from our online catalog. Please find the complete data in the user documentation. Our general terms of use for downloads are valid.



Feed-through terminal block, nom. voltage: 1000 V, nominal current: 57 A, number of connections: 2, connection method: Push-in connection, Rated cross section: 10 mm², cross section: 0.5 mm² - 16 mm², mounting type: NS 35/7,5, NS 35/15, color: brown

Your advantages

- Time-saving conductor connection thanks to tool-free direct-connection technology
- Convenient plugging with lower insertion force
- High conductor pull-out forces due to the spring design
- Vibration-resistant and maintenance-free conductor connection
- Full flexibility thanks to the standardized CLIPLINE complete bridging, marking, and testing accessories
- Optimized for manual and automated wiring

Commercial data

Item number	1322456
Packing unit	50 pc
Minimum order quantity	500 pc
Sales key	BE2211
Product key	BE2211
GTIN	4063151609160
Weight per piece (including packing)	27.84 g
Weight per piece (excluding packing)	26.12 g
Customs tariff number	85369010
Country of origin	Information on the country of origin is provided with the delivery.

PT 10 BN - Feed-through terminal block



1322456

<https://www.phoenixcontact.com/gb/products/1322456>

Technical data

Product properties

Product type	Feed-through terminal block
Product family	PT
Area of application	Railway industry
	Machine building
	Plant engineering
Number of connections	2
Number of rows	1
Potentials	1

Insulation characteristics

Overvoltage category	III
Degree of pollution	3

Electrical properties

Rated surge voltage	8 kV
Maximum power dissipation for nominal condition	1.82 W

Connection data

Number of connections per level	2
Nominal cross section	10 mm ²
Connection method	Push-in connection
Stripping length	18 mm ... 20 mm
Internal cylindrical gage	A6
Connection in acc. with standard	IEC 60947-7-1
Conductor cross-section rigid	0.5 mm ² ... 16 mm ²
Cross section AWG	20 ... 6 (converted acc. to IEC)
Conductor cross-section flexible	0.5 mm ² ... 16 mm ²
Conductor cross-section, flexible [AWG]	20 ... 6 (converted acc. to IEC)
Conductor cross-section flexible (ferrule without plastic sleeve)	0.5 mm ² ... 10 mm ²
Flexible conductor cross-section (ferrule with plastic sleeve)	0.5 mm ² ... 10 mm ²
2 conductors with the same cross section, flexible, with TWIN ferrule with plastic sleeve	1.5 mm ² ... 4 mm ²
Nominal cross section	10 mm ²
Nominal current	57 A
Maximum load current	70 A (with a 16 mm ² conductor cross-section, rigid)
Nominal voltage	1000 V

Connection cross sections directly pluggable

Conductor cross-section rigid	1 mm ² ... 16 mm ²
Conductor cross-section flexible (ferrule without plastic sleeve)	4 mm ² ... 10 mm ²
Flexible conductor cross-section (ferrule with plastic sleeve)	2.5 mm ² ... 10 mm ²

PT 10 BN - Feed-through terminal block



1322456

<https://www.phoenixcontact.com/gb/products/1322456>

Ex data

Rated data (ATEX/IECEX)

Identification	⊕ II 2 GD Ex eb IIC Gb
Operating temperature range	-60 °C ... 110 °C
Ex-certified accessories	3212057 D-PT 10
	1204517 SZF 1-0,6X3,5
	3022276 CLIPFIX 35-5
	3022218 CLIPFIX 35
List of bridges	Plug-in bridge / FBS 2-10 / 3005947
	Plug-in bridge / FBS 5-10 / 3005948
Bridge data	48 A (10 mm ²)
Ex temperature increase	40 K (52.5 A / 10 mm ²)
for bridging with bridge	550 V
Rated insulation voltage	500 V
output	(Permanent)

Ex level General

Rated voltage	550 V
Rated current	52.5 A
Maximum load current	61.5 A
Contact resistance	0.43 mΩ

Ex connection data General

Nominal cross section	10 mm ²
Rated cross section AWG	8
Connection capacity rigid	0.5 mm ² ... 16 mm ²
Connection capacity AWG	20 ... 6
Connection capacity flexible	0.5 mm ² ... 10 mm ²
Connection capacity AWG	20 ... 8

Dimensions

Width	10.2 mm
End cover width	2.2 mm
Height	67.7 mm
Depth	49.5 mm
Depth on NS 35/7,5	50.5 mm
Depth on NS 35/15	58 mm

Material specifications

Color	brown (RAL 8028)
Flammability rating according to UL 94	V0
Insulating material group	I
Insulating material	PA
Static insulating material application in cold	-60 °C

PT 10 BN - Feed-through terminal block



1322456

<https://www.phoenixcontact.com/gb/products/1322456>

Relative insulation material temperature index (Elec., UL 746 B)	130 °C
Fire protection for rail vehicles (DIN EN 45545-2) R22	HL 1 - HL 3
Fire protection for rail vehicles (DIN EN 45545-2) R23	HL 1 - HL 3
Fire protection for rail vehicles (DIN EN 45545-2) R24	HL 1 - HL 3
Fire protection for rail vehicles (DIN EN 45545-2) R26	HL 1 - HL 3
Surface flammability NFPA 130 (ASTM E 162)	passed
Specific optical density of smoke NFPA 130 (ASTM E 662)	passed
Smoke gas toxicity NFPA 130 (SMP 800C)	passed

Electrical tests

Surge voltage test

Test voltage setpoint	9.8 kV
Result	Test passed

Temperature-rise test

Requirement temperature-rise test	Increase in temperature ≤ 45 K
Result	Test passed
Short-time withstand current 10 mm ²	1.2 kA
Short-time withstand current 16 mm ²	1.92 kA
Result	Test passed

Power-frequency withstand voltage

Test voltage setpoint	2.2 kV
Result	Test passed

Mechanical properties

Mechanical data

Open side panel	Yes
-----------------	-----

Mechanical tests

Mechanical strength

Result	Test passed
--------	-------------

Attachment on the carrier

DIN rail/fixing support	NS 35
Test force setpoint	5 N
Result	Test passed

Test for conductor damage and slackening

Rotation speed	10 (+/- 2) rpm
Revolutions	135
Conductor cross-section/weight	0.5 mm ² / 0.3 kg
	10 mm ² / 2 kg
	16 mm ² / 2.9 kg
Result	Test passed

PT 10 BN - Feed-through terminal block



1322456

<https://www.phoenixcontact.com/gb/products/1322456>

Environmental and real-life conditions

Service life

Insertion/withdrawal cycles	100
-----------------------------	-----

Aging

Temperature cycles	192
Result	Test passed

Needle-flame test

Time of exposure	30 s
Result	Test passed

Oscillation/broadband noise

Specification	DIN EN 50155 (VDE 0115-200):2022-06
Spectrum	Long life test category 2, bogie-mounted
Frequency	$f_1 = 5 \text{ Hz}$ to $f_2 = 250 \text{ Hz}$
ASD level	$6.12 \text{ (m/s}^2\text{)}^2\text{/Hz}$
Acceleration	30.6 m/s^2
Test duration per axis	5 h
Test directions	X-, Y- and Z-axis
Result	Test passed

Shocks

Specification	DIN EN 50155 (VDE 0115-200):2008-03
Pulse shape	Half-sine
Acceleration	300 m/s^2
Shock duration	18 ms
Number of shocks per direction	3
Test directions	X-, Y- and Z-axis (pos. and neg.)
Result	Test passed

Ambient conditions

Ambient temperature (operation)	-60 °C ... 110 °C (Operating temperature range incl. self-heating; for max. short-term operating temperature, see RTI Elec.)
Ambient temperature (storage/transport)	-25 °C ... 60 °C (for a short time, not exceeding 24 h, -60 °C to +70 °C)
Ambient temperature (assembly)	-5 °C ... 70 °C
Ambient temperature (actuation)	-5 °C ... 70 °C
Permissible humidity (operation)	20 % ... 90 %
Permissible humidity (storage/transport)	30 % ... 70 %

Standards and regulations

Connection in acc. with standard	IEC 60947-7-1
----------------------------------	---------------

Mounting

Mounting type	NS 35/7,5
---------------	-----------

PT 10 BN - Feed-through terminal block



1322456

<https://www.phoenixcontact.com/gb/products/1322456>

NS 35/15

PT 10 BN - Feed-through terminal block

1322456

<https://www.phoenixcontact.com/gb/products/1322456>



Drawings

Circuit diagram



PT 10 BN - Feed-through terminal block





1322456


<https://www.phoenixcontact.com/gb/products/1322456>


Approvals

To download certificates, visit the product detail page: <https://www.phoenixcontact.com/gb/products/1322456>


 VDE Zeichengenehmigung Approval ID: 40038590				
	Nominal voltage U_N	Nominal current I_N	Cross section AWG	Cross section mm^2
keine				
	1000 V	57 A	-	0.5 - 10


 cUL Recognized Approval ID: E192998				
	Nominal voltage U_N	Nominal current I_N	Cross section AWG	Cross section mm^2
keine				
	550 V	60 A	20 - 6	20 - 6

 UL Recognized Approval ID: E192998				
	Nominal voltage U_N	Nominal current I_N	Cross section AWG	Cross section mm^2
keine				
	550 V	60 A	20 - 6	-

 IECEX Approval ID: IECEX SEV13.0005U				
--	--	--	--	--

 ATEX Approval ID: SEV13ATEX0159U				
--	--	--	--	--

 CCC Approval ID: 2020322313000631				
---	--	--	--	--

 EAC Ex Approval ID: KZ 7500525010101950				
---	--	--	--	--

PT 10 BN - Feed-through terminal block



1322456

<https://www.phoenixcontact.com/gb/products/1322456>

Classifications

ECLASS

ECLASS-13.0	27250101
ECLASS-15.0	27250101

ETIM

ETIM 10.0	EC000897
-----------	----------

UNSPSC

UNSPSC 21.0	39121400
-------------	----------

PT 10 BN - Feed-through terminal block



1322456

<https://www.phoenixcontact.com/gb/products/1322456>

Environmental product compliance

EU RoHS

Fulfills EU RoHS substance requirements	Yes, No exemptions
---	--------------------

China RoHS

Environment friendly use period (EFUP)	EFUP-E
	No hazardous substances above the limits

EU REACH SVHC

REACH candidate substance (CAS No.)	No substance above 0.1 wt%
-------------------------------------	----------------------------

Phoenix Contact 2026 © - all rights reserved
<https://www.phoenixcontact.com>

PHOENIX CONTACT Ltd
Halesfield 13, Telford
Shropshire, TF7 4PG
01952 681700
info@phoenixcontact.co.uk