PLC-FA-I-5X20-120-230UC - Fuse adapter

1186508

https://www.phoenixcontact.com/gb/products/1186508

Please be informed that the data shown in this PDF document is generated from our online catalog. Please find the complete data in the user documentation. Our general terms of use for downloads are valid.



Safety plug adapter for use on a 6.2 mm PLC basic terminal block. For 5 x 20 mm fuses. Operating voltage: 120 ... 230 V AC/DC. With LED for fuse failure indication.

Commercial data

Item number	1186508
Packing unit	10 pc
Minimum order quantity	10 pc
Sales key	DK62Z4
Product key	DK62Z4
GTIN	4063151228309
Weight per piece (including packing)	12.82 g
Weight per piece (excluding packing)	12.82 g
Country of origin	CN

Technical data

Notes

Notes on operation	If the fuse is defective, the downstream circuit is not off load. Current consumption when fuse is defective.

Product properties

Product type	Adapter
Product family	PLC-INTERFACE
Application	Adapter

Insulation characteristics: Air clearances and creepage distances in a circuit

Insulation	Safe isolation, reinforced insulation
Overvoltage category	III
Pollution degree	2

Electrical properties

Current consumption	0.4 mA ... 1.3 mA (LED display)
Fuse	G / 5 x 20

Air clearances and creepage distances in a circuit

Rated insulation voltage	250 V AC
Rated surge voltage	6 kV

Supply

Current consumption	0.4 mA ... 1.3 mA (LED display)

Dimensions

Width	6.2 mm
Height	80 mm
Depth	130 mm

Environmental and real-life conditions

Ambient conditions

Degree of protection	IP20
Degree of protection (Installation location)	IP54 (Installation location)
Ambient temperature (operation)	-40 °C ... 85 °C (observe derating)
Ambient temperature (operation) (UL (Haz. Loc.))	-40 °C ... 70 °C (1 A)
	-40 °C ... 60 °C (2 A)
	-40 °C ... 50 °C (3 A)
	-40 °C ... 40 °C (6 A)
Ambient temperature (storage/transport)	-40 °C ... 85 °C
Altitude	≤ 2000 m

Approvals

UL, USA/Canada

Identification	Class I, Zone 2, AEx ec IIC T4
	Class I, Zone 2, Ex ec IIC Gc T4 X

Standards and regulations

Air clearances and creepage distances in a circuit

Standards/regulations	DIN EN 50178

Mounting

Mounting position	any

Drawings

Diagram

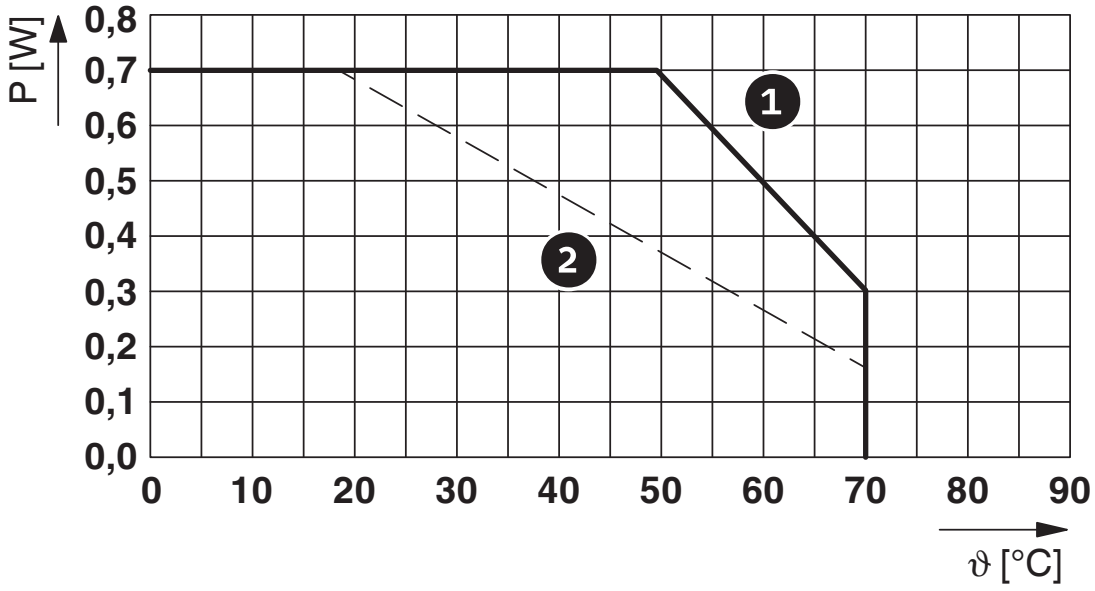

Derating: Short-circuit protection only: Nominal value 6.3 A / 0.7 W
(1) Separate arrangement
(2) Compound arrangement

Diagram

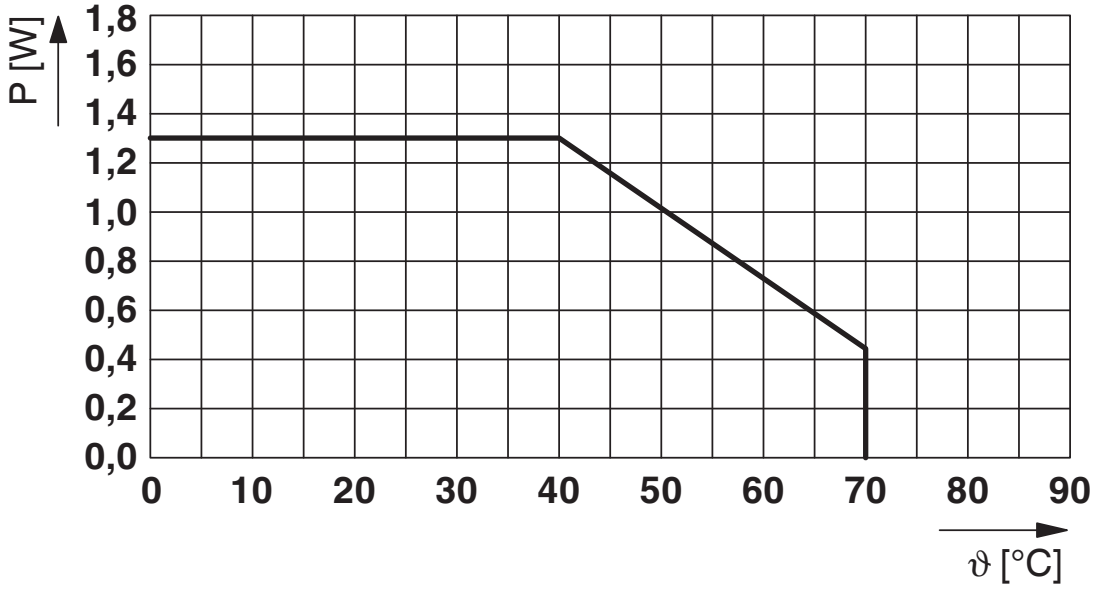

Derating: Overload and short-circuit protection: Nominal value 6.3 A / 1.6 W

Circuit diagram

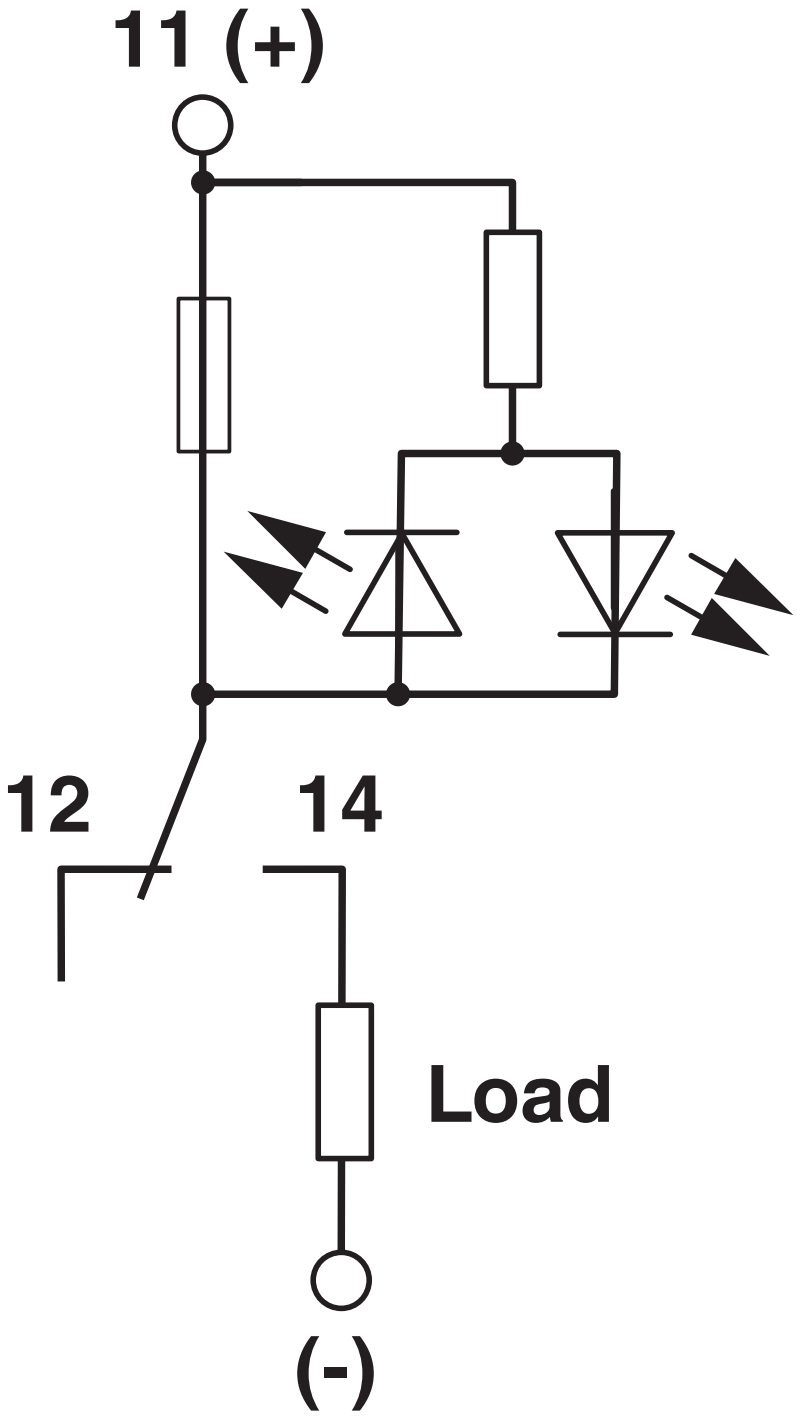

Approvals

To download certificates, visit the product detail page: https://www.phoenixcontact.com/gb/products/1186508

cULus Listed
Approval ID: E140324

cULus Listed
Approval ID: E140324

cULus Listed
Approval ID: E140324

DNV
Approval ID: TAE0000196

cULus Listed
Approval ID: E199827

Classifications

ECLASS

ECLASS-13.0	27371392
ECLASS-15.0	27371392

ETIM

ETIM 10.0	EC002886

UNSPSC

UNSPSC 21.0	39121100

Environmental product compliance

EU RoHS

Fulfills EU RoHS substance requirements	Yes, No exemptions

China RoHS

Environment friendly use period (EFUP)	EFUP-E
	No hazardous substances above the limits

EU REACH SVHC

REACH candidate substance (CAS No.)	No substance above 0.1 wt%

Phoenix Contact 2026 © - all rights reserved
https://www.phoenixcontact.com

PHOENIX CONTACT Ltd
Halesfield 13, Telford
Shropshire, TF7 4PG
01952 681700
info@phoenixcontact.co.uk