

REL-MR-BL-115AC/21HC - Single relay



1109542

<https://www.phoenixcontact.com/gb/products/1109542>

Please be informed that the data shown in this PDF document is generated from our online catalog. Please find the complete data in the user documentation. Our general terms of use for downloads are valid.



Pluggable miniature power relay in basic design, with power contact for high continuous currents, 1 changeover contact, input voltage 115 V AC

Commercial data

Item number	1109542
Packing unit	20 pc
Minimum order quantity	20 pc
Note	Made to order (non-returnable)
Sales key	DKF921
Product key	DKF921
GTIN	4063151018689
Weight per piece (including packing)	14 g
Weight per piece (excluding packing)	14 g
Customs tariff number	85364900
Country of origin	AT

Technical data

Product properties

Product type	Single relay
Product family	ESSENTIAL edition
Operating mode	100% operating factor
Mechanical service life	1x 10 ⁷ cycles

Insulation characteristics

Insulation	Basic insulation
Overvoltage category	III
Pollution degree	3

Data management status

Date of last data management	01.04.2026
------------------------------	------------

Electrical properties

Service life electrical	see diagram
Maximum power dissipation for nominal condition	0.4 W
Rated insulation voltage	250 V AC
Rated surge voltage	4 kV

Input data

Coil side

Nominal input voltage U_N	115 V AC
Input voltage range	92 V AC ... 166.8 V AC
Mains frequency	50/60 Hz
Drive and function	monostable
Drive (polarity)	non-polarized
Typical input current at U_N	6.6 mA
Typical response time	3 ms ... 12 ms (depending on phase relation)
Typical release time range	2 ms ... 9 ms (depending on phase relation)
Coil voltage	115 V AC
Coil resistance	8.1 k Ω \pm 15 %

Output data

Switching

Contact switching type	1 changeover contact
Type of switch contact	Single contact
Contact material	AgNi
Maximum switching voltage	250 V AC/DC
Minimum switching voltage	5 V (At 24 mA)
Limiting continuous current	16 A

REL-MR-BL-115AC/21HC - Single relay



1109542

<https://www.phoenixcontact.com/gb/products/1109542>

Maximum inrush current	30 A (300 ms)
Min. switching current	10 mA (at 12 V)
Interrupting rating (ohmic load) max.	384 W (at 24 V DC)
	58 W (at 48 V DC)
	48 W (at 60 V DC)
	50 W (at 110 V DC)
	80 W (at 220 V DC)
Switching capacity	4000 VA (for 250 V AC)
	2 A (at 24 V, DC13)
	1.5 A (at 230 V, AC15)

Connection data

Connection method	Plug / solder connection
-------------------	--------------------------

Dimensions

Item dimensions

Width	12.7 mm
Height	29 mm
Depth	15.7 mm

Material specifications

Color	white (RAL 9010)
-------	------------------

Environmental and real-life conditions

Ambient conditions

Degree of protection	RT II
Ambient temperature (operation)	-40 °C ... 70 °C
Ambient temperature (storage/transport)	-40 °C ... 85 °C

Standards and regulations

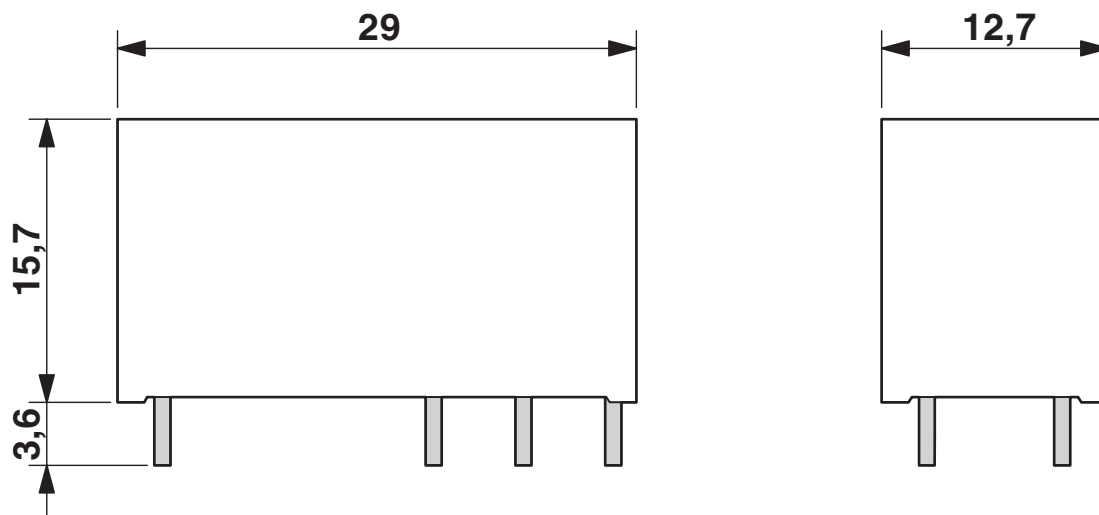
Standards/regulations	IEC 60664
	EN 61810-1

Mounting

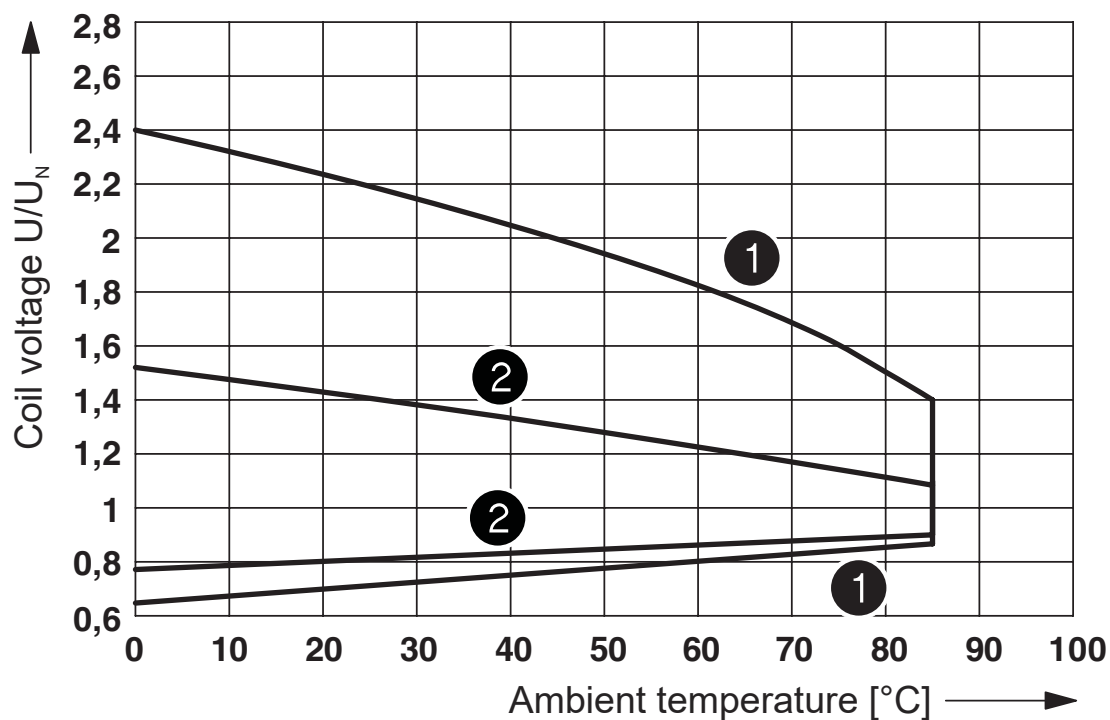
Mounting type	Plug-in mounting
Mounting position	any

Drawings

Dimensional drawing



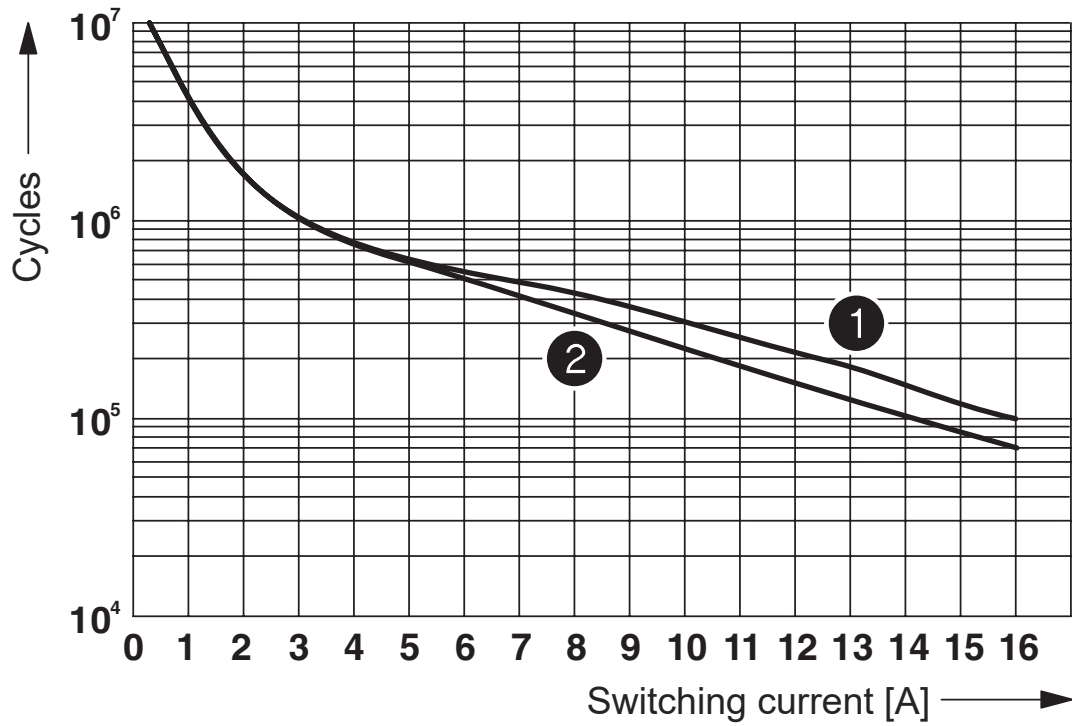
Diagram



- ① DC coils
- ② AC coils

Operating voltage range

Diagram



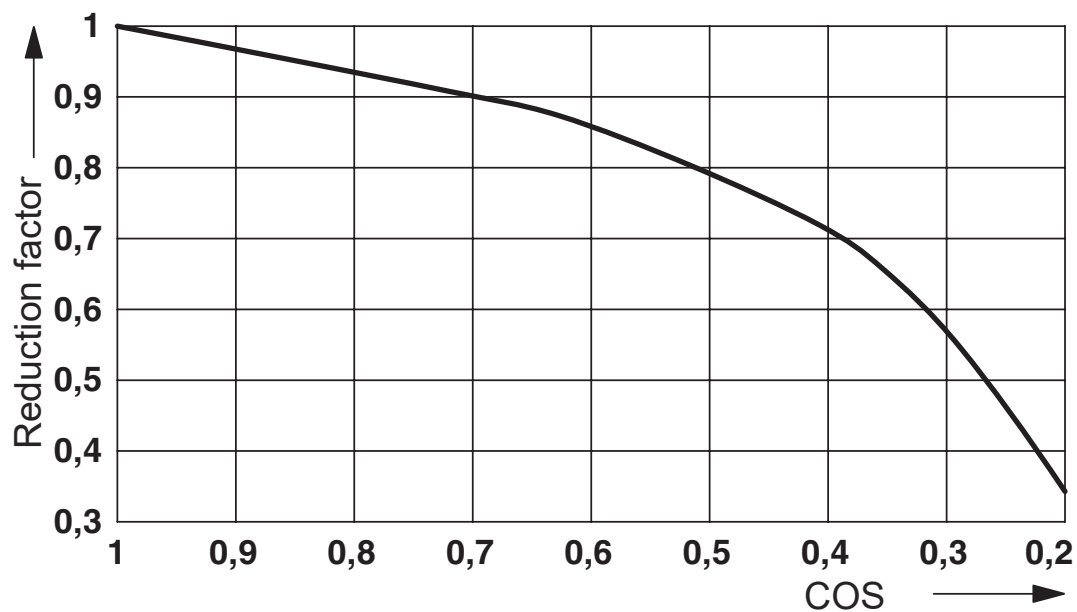
- ① 250 V AC, ohmic load (DC coils)
- ② 250 V AC, ohmic load (AC coils)

Electrical service life

1109542

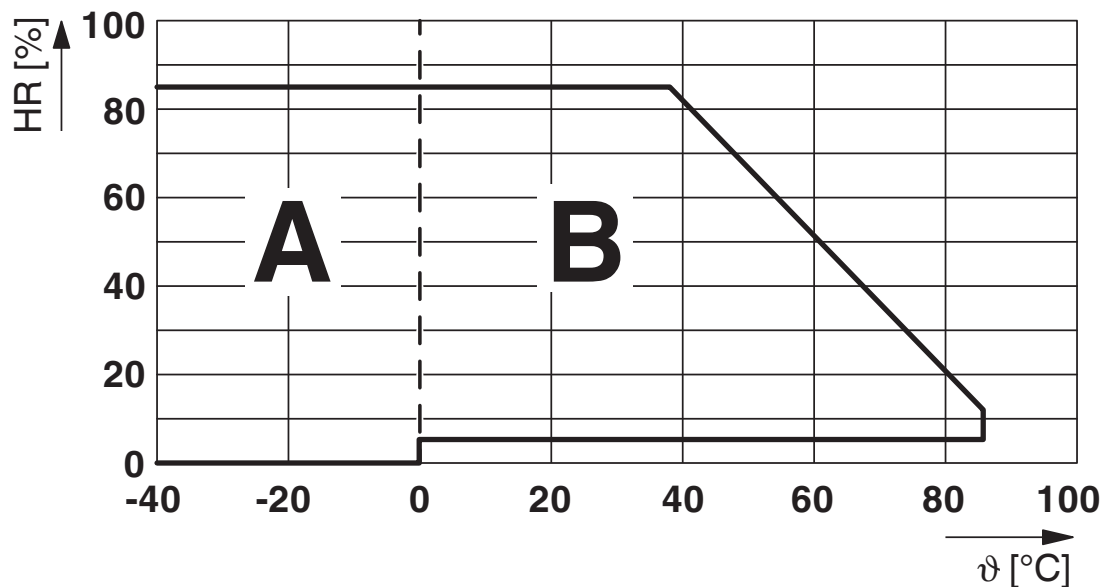
<https://www.phoenixcontact.com/gb/products/1109542>

Diagram



Service life reduction factor with various cos phi

Diagram



Permissible humidity for operation and storage.

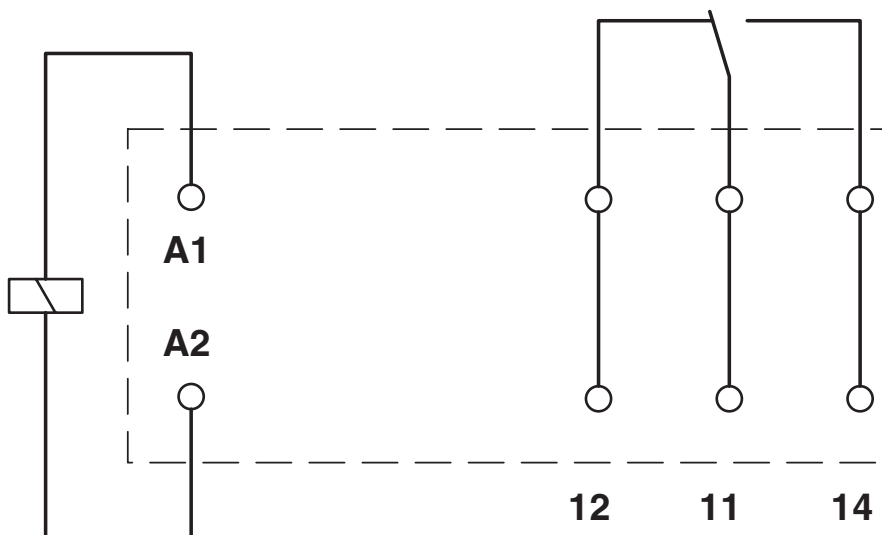
The maximum permissible ambient temperature as specified in the data sheet must be observed.

Area A: Ice buildup at ambient temperatures $\leq 0^\circ\text{C}$ must be prevented

Area B: Condensation at ambient temperatures $> 0^\circ\text{C}$ must be prevented

On 30 full days that are naturally distributed across an entire year, a humidity level of 95% is permissible at an ambient temperature $\leq 25^\circ\text{C}$.

Circuit diagram



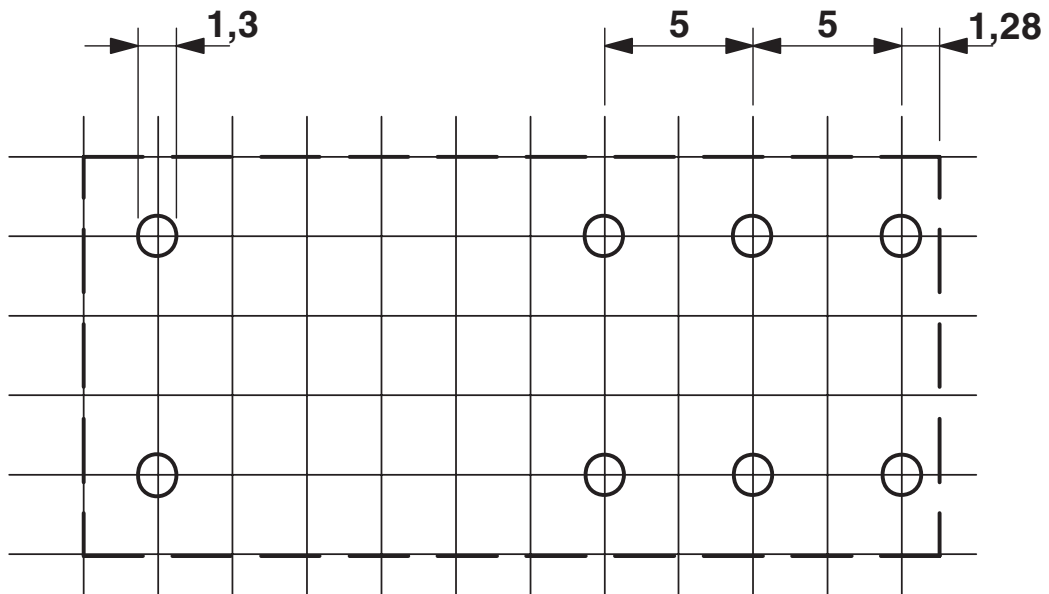
REL-MR-BL-115AC/21HC - Single relay



1109542

<https://www.phoenixcontact.com/gb/products/1109542>

Drilling plan/solder pad geometry



Basic pitch 2.5 mm

REL-MR-BL-115AC/21HC - Single relay



1109542

<https://www.phoenixcontact.com/gb/products/1109542>

Approvals

To download certificates, visit the product detail page: <https://www.phoenixcontact.com/gb/products/1109542>



cUL Recognized

Approval ID: FILE E 228652



UL Recognized

Approval ID: FILE E 228652

REL-MR-BL-115AC/21HC - Single relay



1109542

<https://www.phoenixcontact.com/gb/products/1109542>

Classifications

ECLASS

ECLASS-13.0	27371601
ECLASS-15.0	27371601

ETIM

ETIM 10.0	EC001437
-----------	----------

UNSPSC

UNSPSC 21.0	39122300
-------------	----------

REL-MR-BL-115AC/21HC - Single relay



1109542

<https://www.phoenixcontact.com/gb/products/1109542>

Environmental product compliance

EU RoHS

Fulfills EU RoHS substance requirements	Yes, No exemptions
---	--------------------

China RoHS

Environment friendly use period (EFUP)	EFUP-E
	No hazardous substances above the limits

EU REACH SVHC

REACH candidate substance (CAS No.)	No substance above 0.1 wt%
-------------------------------------	----------------------------

EF3.1 Climate Change

CO2e kg	0.17 kg CO2e
---------	--------------

Phoenix Contact 2026 © - all rights reserved
<https://www.phoenixcontact.com>

PHOENIX CONTACT Ltd
Halesfield 13, Telford
Shropshire, TF7 4PG
01952 681700
info@phoenixcontact.co.uk