

# QUINT4-S-ORING/12-24DC/1X40/VP - Redundancy module, with protective coating



1043418

<https://www.phoenixcontact.com/gb/products/1043418>

Please be informed that the data shown in this PDF document is generated from our online catalog. Please find the complete data in the user documentation. Our general terms of use for downloads are valid.



Active QUINT single redundancy module for DIN rail mounting, protective coating, input: 12 V DC ... 24 V DC, output: 12 V DC ... 24 V DC / 1 x 40 A, integrated surge protection <30 V DC, incl. mounted UTA 107/30 universal DIN rail adapter

## Product description

Active redundancy module for superior system availability and maximum operational reliability. QUINT S-ORING enables the separate structuring of a redundant system. In combination with the new QUINT POWER power supply, the redundant system is monitored continuously.

## Your advantages

- Consistent redundancy up to the load
- Input voltage and decoupling section monitored on a permanent basis
- Save energy by decoupling with MOSFET
- Protection against surge voltages in excess of 30 V DC at the output
- Protective coating with ATEX and IECEx approval for extreme environmental conditions

## Commercial data

Item number	1043418
Packing unit	1 pc
Minimum order quantity	1 pc
Note	Made to order (non-returnable)
Sales key	CMRI43
Product key	CMRI43
GTIN	4055626607474
Weight per piece (including packing)	560.1 g
Weight per piece (excluding packing)	560 g
Customs tariff number	85371091
Country of origin	CN

# QUINT4-S-ORING/12-24DC/1X40/VP - Redundancy module, with protective coating



1043418

<https://www.phoenixcontact.com/gb/products/1043418>

## Technical data

### Input data

#### DC operation

Nominal input voltage range	12 V DC ... 24 V DC
Input voltage range	8 V DC ... 27.5 V DC (SELV)
Typical national grid voltage	12 V DC 24 V DC
Voltage type of supply voltage	DC
Current consumption	40 A
Static Boost ( $I_{Stat.Boost}$ )	45 A
Dynamic Boost ( $I_{Dyn.Boost}$ )	60 A (5 s)
Selective Fuse Breaking ( $I_{SFB}$ )	215 A (15 ms)
Reverse polarity protection	yes, < 60 V
Nominal input current ( $I_N$ )	40 A (-40 °C ... 60 °C)
Input current $I_{Static}$	45 A (40 °C)
Input current $I_{Dynamic}$	60 A (5 s)
Input current $I_{SFB}$	215 A (15 ms)
Transient surge protection	Varistor
Voltage drop, input/output	0.1 V DC

### Output data

Efficiency	typ. 99 % (12 V DC) typ. 99.2 % (24 V DC)
Nominal output voltage	$U_{in} - 0.1 V$
Nominal output current ( $I_N$ )	40 A
Static Boost ( $I_{Stat.Boost}$ )	45 A
Dynamic Boost ( $I_{Dyn.Boost}$ )	60 A (5 s)
Selective Fuse Breaking ( $I_{SFB}$ )	215 A (15 ms)
Derating	60 °C ... 70 °C (2.5 %/K)
Protection against overvoltage at the output (OVP)	< 30 V DC
Power loss nominal load max.	6.5 W ( $I_{OUT} = 40 A$ ) 6 W ( $I_{OUT} = 40 A$ )
Connection in series	no

#### Signal: OK, 13/14

Output description	Group contact
Maximum switching voltage	max. 30 V AC/DC
Maximum inrush current	≤ 100 mA (short-circuit-proof)

#### Signal relay 13/14

Default	open
---------	------

# QUINT4-S-ORING/12-24DC/1X40/VP - Redundancy module, with protective coating



1043418

<https://www.phoenixcontact.com/gb/products/1043418>

## Signal relay 13/14

Default	closed
---------	--------

## Signal relay 13/14

Default	open
---------	------

## Signal relay 13/14

Default	open
---------	------

## Connection data

### Input

Connection method	Screw connection
Conductor cross-section, rigid min.	0.5 mm <sup>2</sup>
Conductor cross-section, rigid max.	16 mm <sup>2</sup>
Conductor cross-section flexible min.	0.5 mm <sup>2</sup>
Conductor cross-section flexible max.	16 mm <sup>2</sup>
Single conductor/flexible terminal point with ferrule with plastic sleeve, min.	0.5 mm <sup>2</sup>
Single conductor/flexible terminal point with ferrule with plastic sleeve, max.	16 mm <sup>2</sup>
Single conductor/flexible terminal point with ferrule without plastic sleeve, min.	0.5 mm <sup>2</sup>
Single conductor/flexible terminal point with ferrule without plastic sleeve, max.	16 mm <sup>2</sup>
Conductor cross-section AWG min.	20
Conductor cross-section AWG max.	6
Stripping length	10 mm
Screw thread	M4
Tightening torque, min	1.2 Nm
Tightening torque max	1.5 Nm

### Output

Connection method	Screw connection
Conductor cross-section, rigid min.	0.5 mm <sup>2</sup>
Conductor cross-section, rigid max.	16 mm <sup>2</sup>
Conductor cross-section flexible min.	0.5 mm <sup>2</sup>
Conductor cross-section flexible max.	16 mm <sup>2</sup>
Single conductor/flexible terminal point with ferrule with plastic sleeve, min.	0.5 mm <sup>2</sup>
Single conductor/flexible terminal point with ferrule with plastic sleeve, max.	16 mm <sup>2</sup>
Single conductor/flexible terminal point with ferrule without plastic sleeve, min.	0.5 mm <sup>2</sup>
Single conductor/flexible terminal point with ferrule without plastic sleeve, max.	16 mm <sup>2</sup>

# QUINT4-S-ORING/12-24DC/1X40/VP - Redundancy module, with protective coating



1043418

<https://www.phoenixcontact.com/gb/products/1043418>

Conductor cross-section AWG min.	20
Conductor cross-section AWG max.	6
Stripping length	10 mm
Screw thread	M4
Tightening torque, min	1.2 Nm
Tightening torque max	1.5 Nm

## Signal

Connection method	Push-in connection
Conductor cross-section, rigid min.	0.2 mm <sup>2</sup>
Conductor cross-section, rigid max.	1.5 mm <sup>2</sup>
Conductor cross-section flexible min.	0.2 mm <sup>2</sup>
Conductor cross-section flexible max.	1.5 mm <sup>2</sup>
Single conductor/flexible terminal point with ferrule with plastic sleeve, min.	0.2 mm <sup>2</sup>
Single conductor/flexible terminal point with ferrule with plastic sleeve, max.	0.75 mm <sup>2</sup>
Single conductor/flexible terminal point with ferrule without plastic sleeve, min.	0.2 mm <sup>2</sup>
Single conductor/flexible terminal point with ferrule without plastic sleeve, max.	1.5 mm <sup>2</sup>
Conductor cross-section AWG min.	24
Conductor cross-section AWG max.	16
Stripping length	8 mm

## Signaling

Types of signaling	Relay contact, floating, current limited
--------------------	--

Signal output: OK, 13/14

$U_{in} < 8 \text{ V DC}$	LED off, input voltage not present or short circuit at redundancy module output
$U_{in} > 8 \text{ V DC}$	LED lights up green, input voltage present
$U_{in} > 30 \text{ V DC}$	LED flashing red, OVP active - input voltage exceeds the permissible voltage value
Redundancy modul faulty	LED lights up red, redundancy module needs to be factory tested

## Electrical properties

Insulation voltage input, output / housing	500 V DC
--	----------

## Product properties

Product type	Redundancy module
Product family	QUINT S-ORING
MTBF (IEC 61709, SN 29500)	> 13486000 h (25 °C)
	> 7314000 h (40 °C)
	> 3379000 h (60 °C)
LED	yes

# QUINT4-S-ORING/12-24DC/1X40/VP - Redundancy module, with protective coating

1043418

<https://www.phoenixcontact.com/gb/products/1043418>

## Insulation characteristics

Protection class	III
Degree of pollution	2

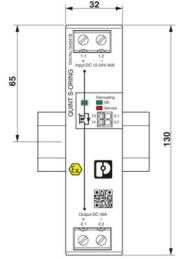
## Life expectancy (electrolytic capacitors)

Current	40 A
Temperature	40 °C
Time	160000 h
Additional text	12 V DC

## Life expectancy (electrolytic capacitors)

Current	40 A
Temperature	40 °C
Time	149000 h
Additional text	24 V DC

## Dimensions

Dimensional drawing	
Width	32 mm
Height	130 mm
Depth	125 mm

## Installation dimensions

Installation distance right/left	0 mm / 0 mm
Installation distance top/bottom	50 mm / 50 mm

## Alternative assembly

Width	122 mm
Height	130 mm
Depth	35 mm

## Mounting

Mounting type	DIN rail mounting
Assembly note	alignable: $P_N \geq 50\%$ , 5 mm horizontally, 15 mm next to active components, 50 mm vertically alignable: $P_N < 50\%$ , 0 mm horizontally, 40 mm vertically top, 20 mm vertically bottom
Mounting position	horizontal DIN rail NS 35, EN 60715

# QUINT4-S-ORING/12-24DC/1X40/VP - Redundancy module, with protective coating



1043418

<https://www.phoenixcontact.com/gb/products/1043418>

## Material specifications

Flammability rating according to UL 94 (housing / terminal blocks)	V0
Housing material	Metal
Housing material	Aluminum / stainless steel
Type of housing	Aluminum (AlMg3)
Hood version	Galvanized sheet steel, free from chrome (VI)

## Environmental and real-life conditions

### Ambient conditions

Degree of protection	IP20
Ambient temperature (operation)	-40 °C ... 70 °C (> 60 °C Derating: 2,5 %/K)
Ambient temperature (storage/transport)	-40 °C ... 85 °C
Maximum altitude	≤ 5000 m (> 2000 m, observe derating)
Climatic class	3K22 (in accordance with EN 60721-3-3)
Max. permissible relative humidity (operation)	≤ 100 % (at 25 °C, non-condensing)
Shock	18 ms, 30g, in each space direction (according to IEC 60068-2-27)
Vibration (operation)	< 15 Hz, amplitude ±2.5 mm (according to IEC 60068-2-6) 15 Hz ... 150 Hz, 2.3g, 90 min.
Temp code	T4 (-25 ... +70 °C; > 60 °C, Derating: 2,5 %/K)

## Standards and regulations

Standard - Electrical safety	IEC 62368-1
Standard – Safety extra-low voltage	IEC 62368-1

## Approvals

UL approvals	UL/C-UL listed UL 508
	UL/C-UL Recognized UL 60950-1
	UL 121201 & CSA C22.2 No. 213-17 Class I, Division 2, Groups A, B, C, D T4 (Hazardous Location)

### Conformity/Approvals

ATEX	Ⓜ II 3 G Ex ec nC IIC T4 Gc
	SIQ 21 ATEX 183 X
IECEX	Ex ec nC IIC T4 Gc
	IECEX SIQ 21.0001X

## EMC data

Electromagnetic compatibility	Conformance with EMC Directive 2014/30/EU
Low Voltage Directive	Conformance with Low Voltage Directive 2014/35/EC
EMC requirements for noise emission	EN 61000-6-3
	EN 61000-6-4

# QUINT4-S-ORING/12-24DC/1X40/VP - Redundancy module, with protective coating



1043418

<https://www.phoenixcontact.com/gb/products/1043418>

EMC requirements for noise immunity	
	EN 61000-6-1
	EN 61000-6-2
Conducted noise emission	
Standards/regulations	
	EN 55016
	EN 61000-6-3 (Class B)
Noise emission	
Standards/regulations	
	Additional basic standard EN 61000-6-5 (immunity in power station)
Noise emission	
Standards/regulations	
	EN 55016
	EN 61000-6-3 (Class B)
DNV GL conducted noise emissions	
DNV	
	Class A
Additional text	
	Area power distribution
DNV GL noise radiation	
DNV	
	Class B
Additional text	
	Bridge and deck area
Electrostatic discharge	
Standards/regulations	
	EN 61000-4-2
Electrostatic discharge	
Contact discharge	
	8 kV (Test Level 4)
Discharge in air	
	15 kV (Test Level 4)
Comments	
	Criterion A
Electromagnetic HF field	
Standards/regulations	
	EN 61000-4-3
Electromagnetic HF field	
Frequency range	
	80 MHz ... 1 GHz
Test field strength	
	20 V/m (Test Level 3)
Frequency range	
	1 GHz ... 6 GHz
Test field strength	
	10 V/m (Test Level 3)
Comments	
	Criterion A
Fast transients (burst)	
Standards/regulations	
	EN 61000-4-4
Fast transients (burst)	
Input	
	2 kV (Test Level 3 - asymmetrical)
Output	
	2 kV (Test Level 3 - asymmetrical)
Signal	
	2 kV (Test Level 4 - asymmetrical)

# QUINT4-S-ORING/12-24DC/1X40/VP - Redundancy module, with protective coating



1043418

<https://www.phoenixcontact.com/gb/products/1043418>

Comments	Criterion B
Surge voltage load (surge)	
Standards/regulations	EN 61000-4-5
Surge voltage load (surge)	
Input	1 kV (Test Level 3 - symmetrical)
	2 kV (Test Level 3 - asymmetrical)
Output	1 kV (Test Level 3 - symmetrical)
	2 kV (Test Level 3 - asymmetrical)
Signal	1 kV (Test Level 2 - asymmetrical)
Comments	Criterion A
Conducted interference	
Standards/regulations	EN 61000-4-6
Conducted interference	
Input/output/signal	asymmetrical
Frequency range	0.15 MHz ... 100 MHz
Comments	Criterion A
Voltage	20 V (Test Level 3)
Criteria	
Criterion A	Normal operating behavior within the specified limits.
Criterion B	Temporary impairment to operational behavior that is corrected by the device itself.

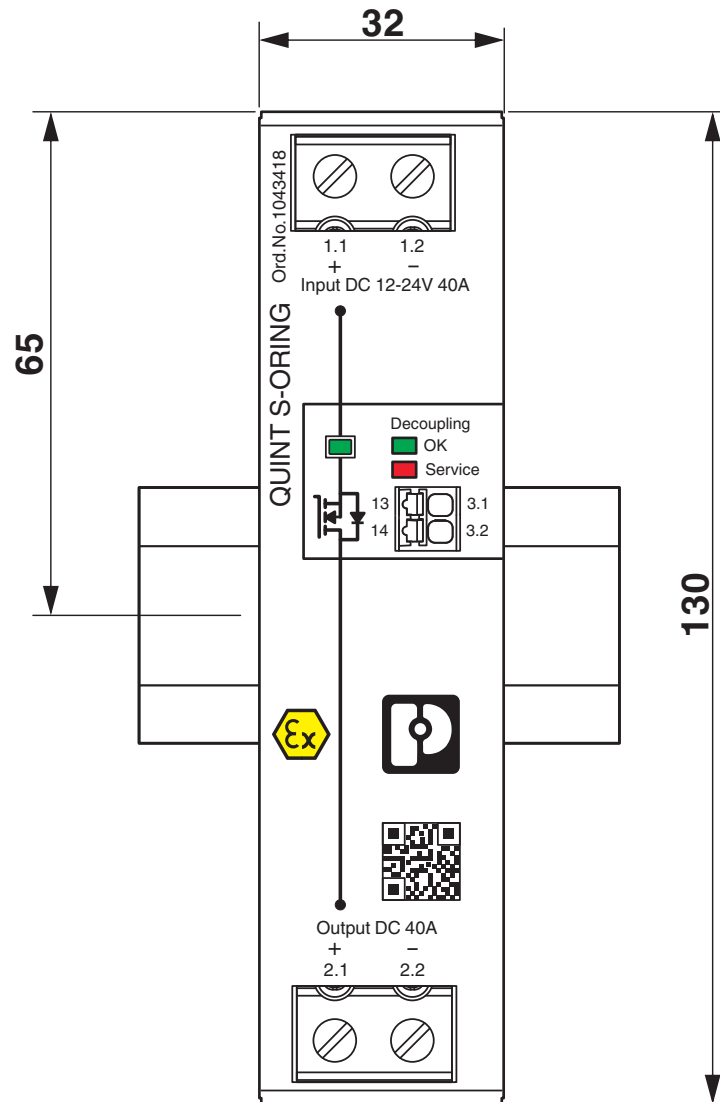
# QUINT4-S-ORING/12-24DC/1X40/VP - Redundancy module, with protective coating

1043418

<https://www.phoenixcontact.com/gb/products/1043418>

## Drawings

Dimensional drawing

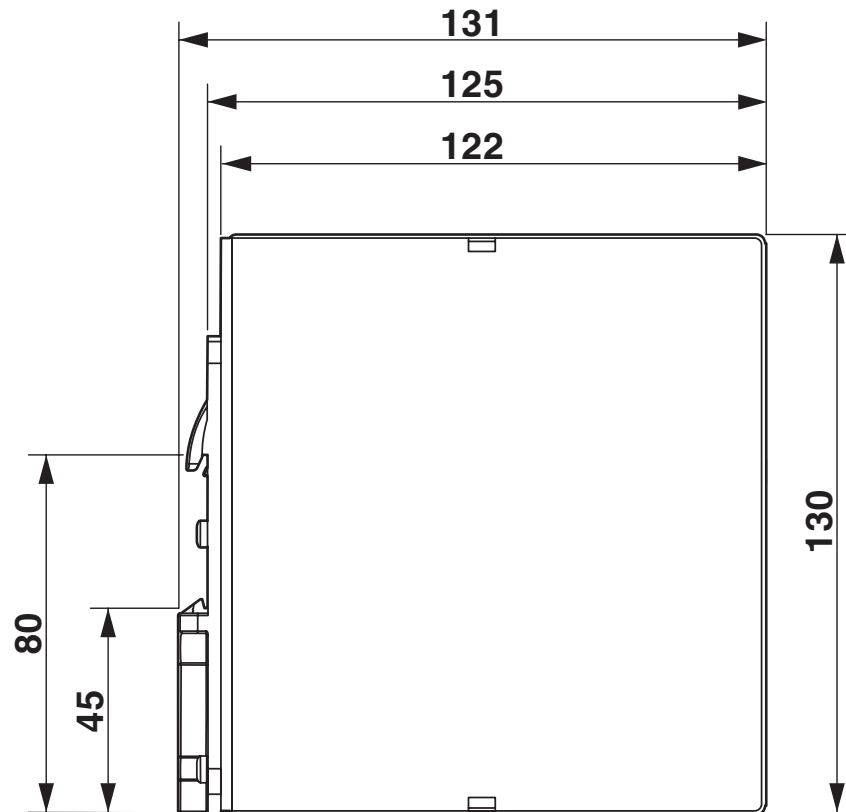


# QUINT4-S-ORING/12-24DC/1X40/VP - Redundancy module, with protective coating

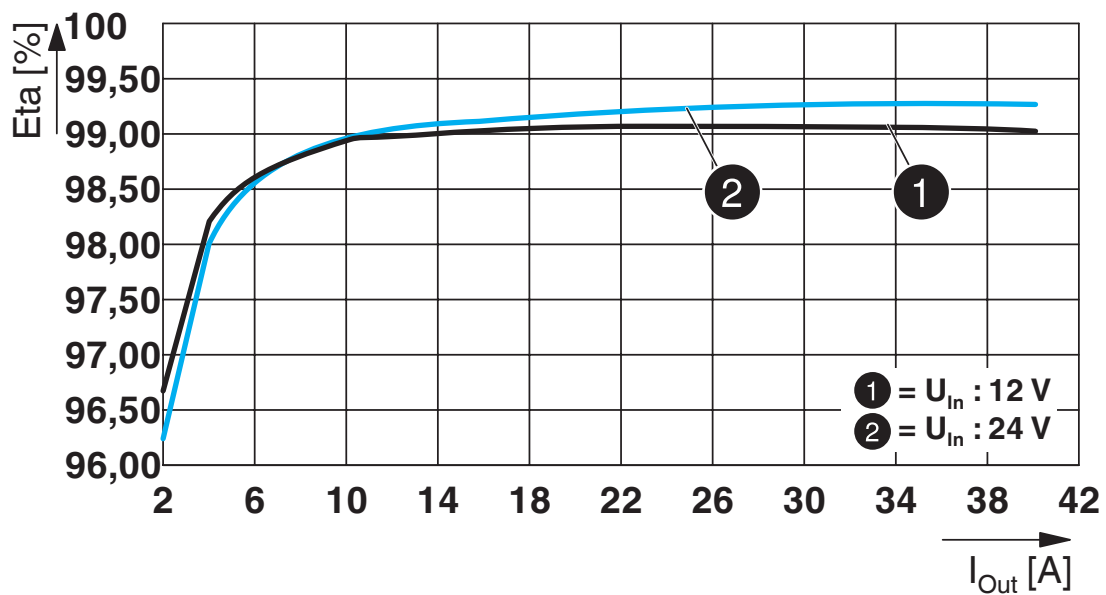
1043418

<https://www.phoenixcontact.com/gb/products/1043418>

Dimensional drawing



Diagram

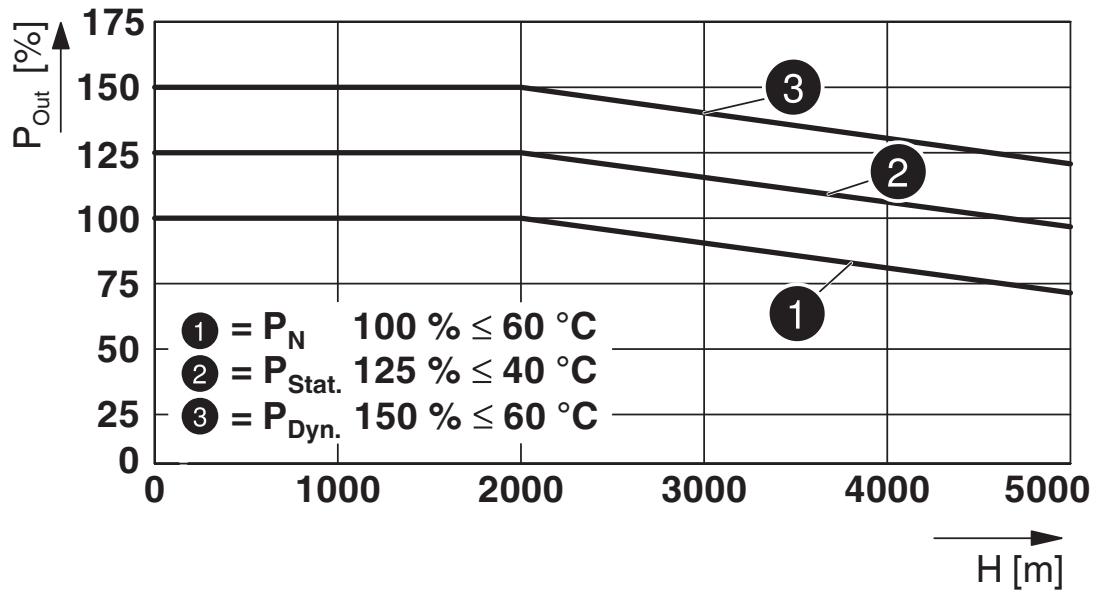


# QUINT4-S-ORING/12-24DC/1X40/VP - Redundancy module, with protective coating

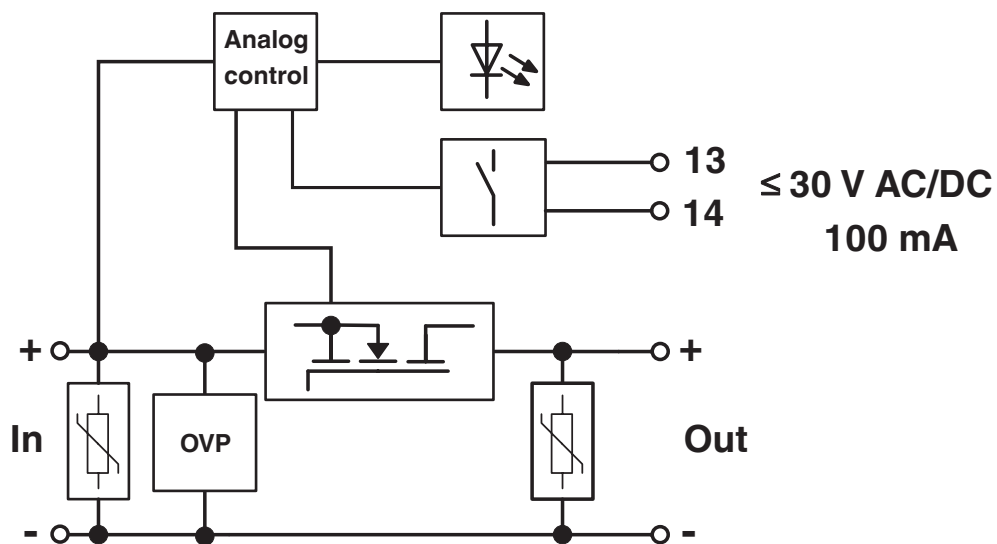
1043418

<https://www.phoenixcontact.com/gb/products/1043418>

Diagram



Block diagram



# QUINT4-S-ORING/12-24DC/1X40/VP - Redundancy module, with protective coating



1043418

<https://www.phoenixcontact.com/gb/products/1043418>

## Approvals

To download certificates, visit the product detail page: <https://www.phoenixcontact.com/gb/products/1043418>



**cUL Recognized**  
Approval ID: E211944



**UL Recognized**  
Approval ID: E211944



**EAC**  
Approval ID: RU S-DE.BL08.W.00764



**UL Listed**  
Approval ID: E123528



**cUL Listed**  
Approval ID: E123528



**IECEE CB Scheme**  
Approval ID: DE/PTZ/0048



**cUL Listed**  
Approval ID: E199827



**UL Listed**  
Approval ID: E199827



**IECEx**  
Approval ID: IECEx SIQ 21.0001X



**ATEX**  
Approval ID: SIQ 21 ATEX 183 X



**NEPSI-EX**  
Approval ID: GYJ21.1004X

# QUINT4-S-ORING/12-24DC/1X40/VP - Redundancy module, with protective coating



1043418

<https://www.phoenixcontact.com/gb/products/1043418>



**UKCA-EX**

Approval ID: EXV21UKEX1072X\_00



**CCC**

Approval ID: 2021322303003918

# QUINT4-S-ORING/12-24DC/1X40/VP - Redundancy module, with protective coating



1043418

<https://www.phoenixcontact.com/gb/products/1043418>

## Classifications

### ECLASS

ECLASS-13.0

27371010

### ETIM

ETIM 9.0

EC000683

### UNSPSC

UNSPSC 21.0

32151500

# QUINT4-S-ORING/12-24DC/1X40/VP - Redundancy module, with protective coating



1043418

<https://www.phoenixcontact.com/gb/products/1043418>

## Environmental product compliance

### EU RoHS

Fulfills EU RoHS substance requirements	Yes
Exemption	6(c), 7(a), 7(c)-I

### China RoHS

Environment friendly use period (EFUP)	EFUP-25
	An article-related China RoHS declaration table can be found in the download area for the respective article under "Manufacturer declaration". For all articles with EFUP-E, no China RoHS declaration table issued and required.

### EU REACH SVHC

REACH candidate substance (CAS No.)	Lead(CAS: 7439-92-1)
SCIP	37be0f28-9fa5-448d-b313-15b0791cad97

### EF3.1 Climate Change

CO2e kg	11.69 kg CO2e
---------	---------------

Phoenix Contact 2026 © - all rights reserved  
<https://www.phoenixcontact.com>

PHOENIX CONTACT Ltd  
Halesfield 13, Telford  
Shropshire, TF7 4PG  
01952 681700  
[info@phoenixcontact.co.uk](mailto:info@phoenixcontact.co.uk)