


URTK/SP RD - Test disconnect terminal block



0706058

<https://www.phoenixcontact.com/gb/products/0706058>

Please be informed that the data shown in this PDF document is generated from our online catalog. Please find the complete data in the user documentation. Our general terms of use for downloads are valid.



Test disconnect terminal block, with slide, nom. voltage: 500 V, nominal current: 41 A, connection method: Screw connection, 1 level, Rated cross section: 6 mm², cross section: 0.5 mm² - 10 mm², mounting type: NS 35/7,5, NS 35/15, NS 32, color: red

Commercial data

Item number	0706058
Packing unit	50 pc
Minimum order quantity	50 pc
Sales key	BE1233
Product key	BE1233
GTIN	4017918896058
Weight per piece (including packing)	38.86 g
Weight per piece (excluding packing)	38.86 g
Customs tariff number	85369010
Country of origin	TR

Technical data

Product properties

Product type	Test disconnect terminal block
Number of connections	2
Number of rows	1
Potentials	1

Insulation characteristics

Overvoltage category	III
Degree of pollution	3

Electrical properties

Rated surge voltage	6 kV
Maximum power dissipation for nominal condition	1.31 W

Connection data

Number of connections per level	2
Nominal cross section	6 mm ²

1 level

Connection method	Screw connection
Screw thread	M4
Tightening torque	1.5 ... 1.8 Nm
Stripping length	11 mm
Connection in acc. with standard	IEC 60947-7-1
Conductor cross-section rigid	0.5 mm ² ... 10 mm ²
Cross section AWG	20 ... 8 (converted acc. to IEC)
Conductor cross-section flexible	0.5 mm ² ... 6 mm ²
Conductor cross-section, flexible [AWG]	20 ... 10 (converted acc. to IEC)
Conductor cross-section flexible (ferrule without plastic sleeve)	0.5 mm ² ... 6 mm ²
Flexible conductor cross-section (ferrule with plastic sleeve)	0.5 mm ² ... 6 mm ²
2 conductors with same cross section, rigid	0.5 mm ² ... 2.5 mm ²
2 conductors with same cross section, flexible	0.5 mm ² ... 4 mm ²
2 conductors with same cross section, flexible, with ferrule without plastic sleeve	0.5 mm ² ... 2.5 mm ²
2 conductors with the same cross section, flexible, with TWIN ferrule with plastic sleeve	0.5 mm ² ... 4 mm ²
Nominal cross section	6 mm ²
Nominal current	41 A
Maximum load current	50 A (with 10 mm ² conductor cross-section)
Nominal voltage	500 V

Dimensions

Width	8.2 mm
-------	--------

URTK/SP RD - Test disconnect terminal block



0706058

<https://www.phoenixcontact.com/gb/products/0706058>

Height	99.5 mm
Depth on NS 32	64 mm
Depth on NS 35/7,5	59 mm
Depth on NS 35/15	66.5 mm

Material specifications

Color	red (RAL 3001)
Flammability rating according to UL 94	V0
Insulating material group	I
Insulating material	PA
Static insulating material application in cold	-60 °C
Temperature index of insulation material (DIN EN 60216-1 (VDE 0304-21))	125 °C
Relative insulation material temperature index (Elec., UL 746 B)	125 °C

Mechanical properties

Mechanical data

Open side panel	No
-----------------	----

Environmental and real-life conditions

Ambient conditions

Ambient temperature (operation)	-60 °C ... 110 °C (Operating temperature range incl. self-heating; for max. short-term operating temperature, see RTI Elec.)
Ambient temperature (storage/transport)	-25 °C ... 60 °C (for a short time, not exceeding 24 h, -60 °C to +70 °C)
Ambient temperature (assembly)	-5 °C ... 70 °C
Ambient temperature (actuation)	-5 °C ... 70 °C
Permissible humidity (operation)	20 % ... 90 %
Permissible humidity (storage/transport)	30 % ... 70 %

Standards and regulations

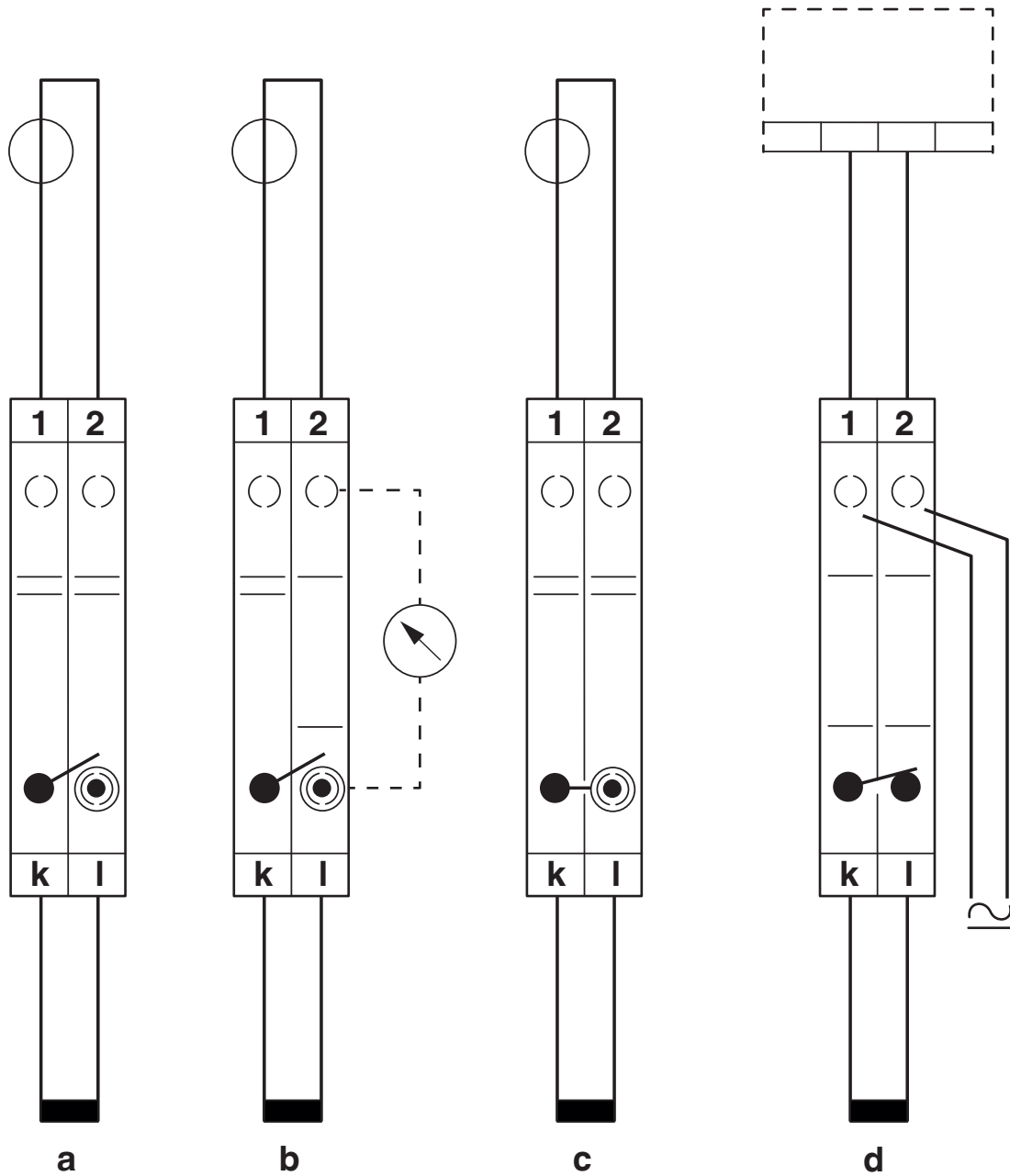
Connection in acc. with standard	IEC 60947-7-1
----------------------------------	---------------

Mounting

Mounting type	NS 35/7,5
	NS 35/15
	NS 32

Drawings

Schematic diagram



Simple current transformer test circuit

a = normal operation

b = measured value testing

c = transformer testing

d = relay testing

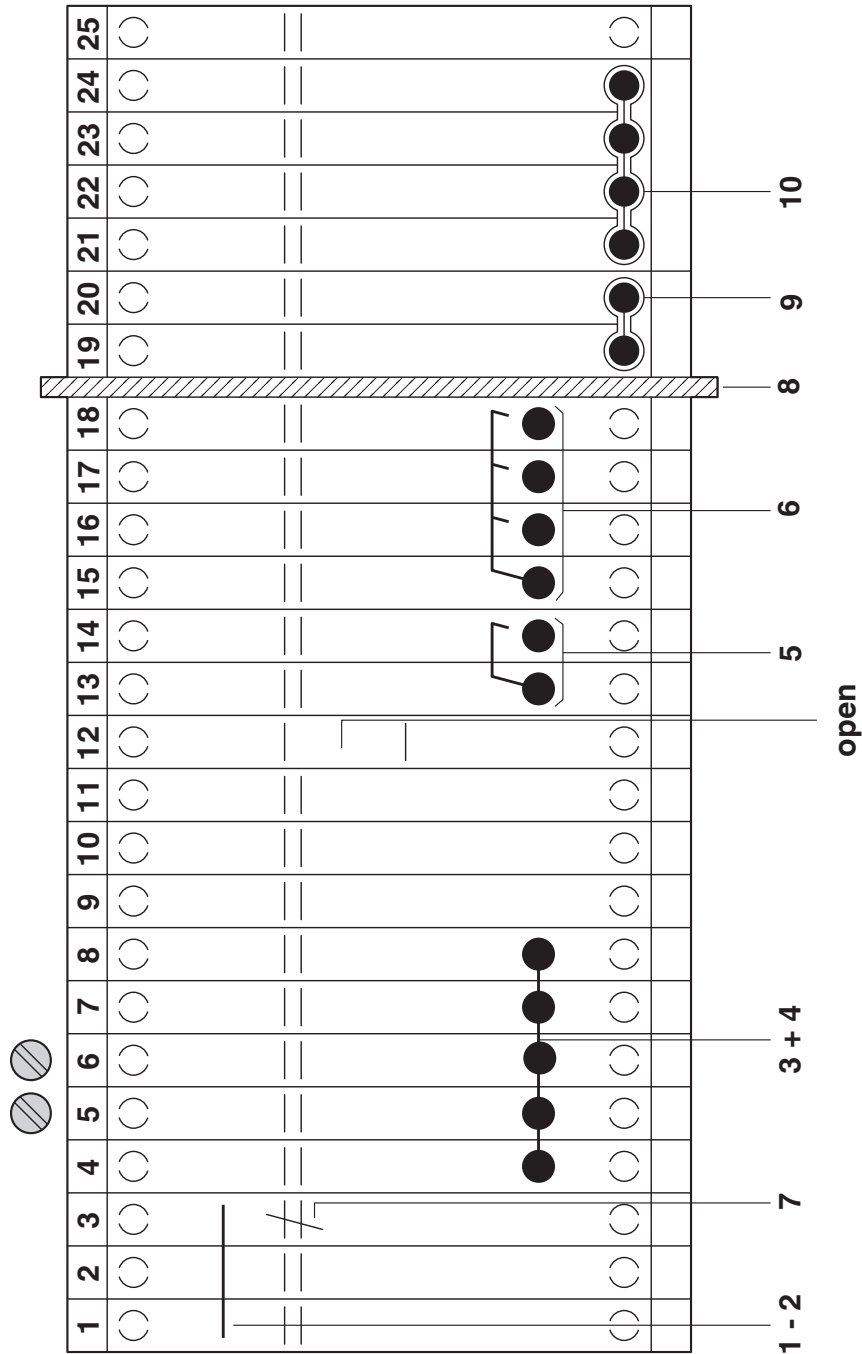
URTK/SP RD - Test disconnect terminal block

0706058

<https://www.phoenixcontact.com/gb/products/0706058>



Schematic diagram



Three-phase transducer test set

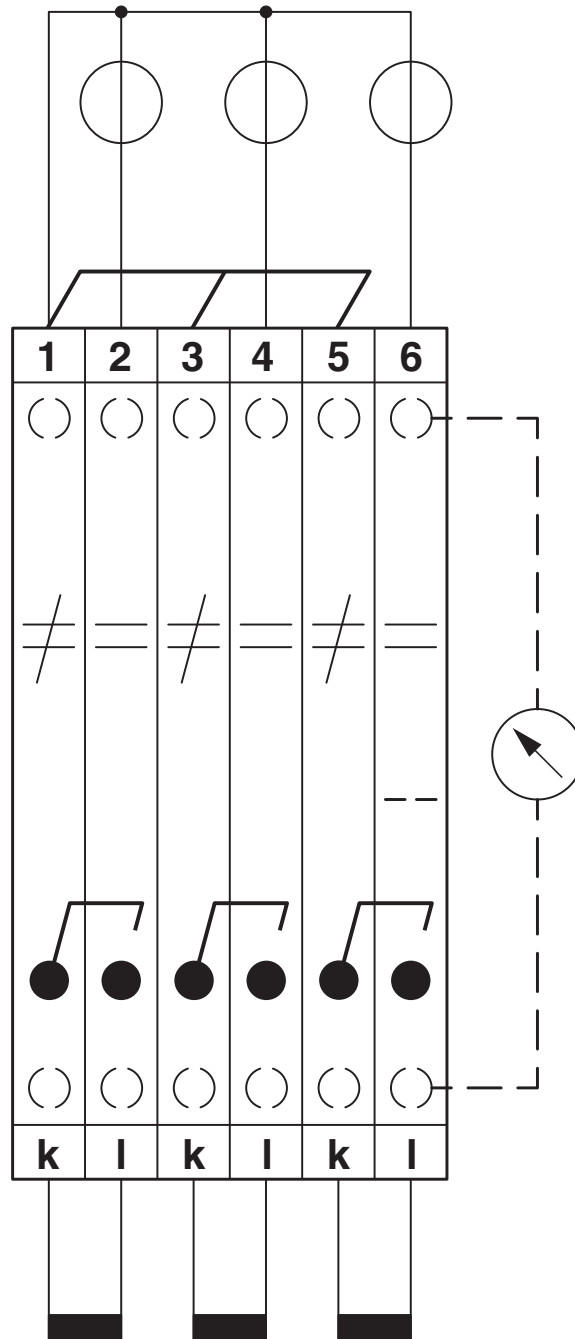
URTK/SP RD - Test disconnect terminal block

0706058

<https://www.phoenixcontact.com/gb/products/0706058>



Schematic diagram



Three-phase linked transducer test set

URTK/SP RD - Test disconnect terminal block



0706058

<https://www.phoenixcontact.com/gb/products/0706058>

Circuit diagram



URTK/SP RD - Test disconnect terminal block





0706058

<https://www.phoenixcontact.com/gb/products/0706058>


Approvals


To download certificates, visit the product detail page: <https://www.phoenixcontact.com/gb/products/0706058>

 CSA Approval ID: 13631				
	Nominal voltage U_N	Nominal current I_N	Cross section AWG	Cross section mm^2
keine				
	300 V	45 A	26 - 8	-

 IECEE CB Scheme Approval ID: NL-42274				
	Nominal voltage U_N	Nominal current I_N	Cross section AWG	Cross section mm^2
keine				
	500 V	-	-	- 6

 EAC Approval ID: KZ7500651131219505				
---	--	--	--	--

 cULus Recognized Approval ID: E60425				
	Nominal voltage U_N	Nominal current I_N	Cross section AWG	Cross section mm^2
B				
	300 V	45 A	26 - 8	-
C				
	300 V	45 A	26 - 8	-

 KEMA-KEUR Approval ID: 71-102522				
	Nominal voltage U_N	Nominal current I_N	Cross section AWG	Cross section mm^2
keine				
	500 V	-	-	- 6

URTK/SP RD - Test disconnect terminal block



0706058

<https://www.phoenixcontact.com/gb/products/0706058>

Classifications

ECLASS

ECLASS-13.0	27250109
ECLASS-15.0	27250109

ETIM

ETIM 10.0	EC000902
-----------	----------

UNSPSC

UNSPSC 21.0	39121400
-------------	----------

0706058

<https://www.phoenixcontact.com/gb/products/0706058>

Environmental product compliance

EU RoHS

Fulfills EU RoHS substance requirements	Yes
Exemption	6(c)

China RoHS

Environment friendly use period (EFUP)	EFUP-50
	An article-related China RoHS declaration table can be found in the download area for the respective article under "Manufacturer declaration". For all articles with EFUP-E, no China RoHS declaration table issued and required.

EU REACH SVHC

REACH candidate substance (CAS No.)	Lead(CAS: 7439-92-1)
SCIP	6785876b-899d-4f78-baa2-b455a9ae0a05

EF3.1 Climate Change

CO2e kg	0.18 kg CO2e
---------	--------------

Phoenix Contact 2026 © - all rights reserved
<https://www.phoenixcontact.com>

PHOENIX CONTACT Ltd
Halesfield 13, Telford
Shropshire, TF7 4PG
01952 681700
info@phoenixcontact.co.uk