


SSK 135 KER-EX - Feed-through terminal block



0505055

<https://www.phoenixcontact.com/gb/products/0505055>

Please be informed that the data shown in this PDF document is generated from our online catalog. Please find the complete data in the user documentation. Our general terms of use for downloads are valid.



Feed-through terminal block, connection method: screw connection, cross section: 1 mm² - 35 mm², 18 - 2 AWG, color: white, mounting type: NS 32, insulation material: ceramic

Your advantages

- Mounting on NS 32 G DIN rail
- Compact design
- Easy potential distribution thanks to chain bridging

Commercial data

Item number	0505055
Packing unit	10 pc
Minimum order quantity	10 pc
Sales key	BE1211
Product key	BE1211
GTIN	4017918002596
Weight per piece (including packing)	98.62 g
Weight per piece (excluding packing)	90.88 g
Customs tariff number	85369010
Country of origin	DE

SSK 135 KER-EX - Feed-through terminal block



0505055

<https://www.phoenixcontact.com/gb/products/0505055>

Technical data

Product properties

Product type	High temperature terminal block
Product family	SSK
Number of connections	2
Number of rows	1
Potentials	1

Insulation characteristics

Overvoltage category	III
Degree of pollution	3

Electrical properties

Rated surge voltage	8 kV
Maximum power dissipation for nominal condition	4.06 W

Connection data

Number of connections per level	2
Nominal cross section	35 mm ²

Level 1 above 1 below 1

Connection method	Screw connection
Screw thread	M6
Tightening torque	3.2 ... 3.7 Nm
Stripping length	16 mm
Internal cylindrical gage	B7
Connection in acc. with standard	IEC 60947-7-1
Conductor cross-section rigid	1 mm ² ... 35 mm ²
Cross section AWG	18 ... 2 (converted acc. to IEC)
Conductor cross-section flexible	1 mm ² ... 25 mm ²
Conductor cross-section, flexible [AWG]	18 ... 4 (converted acc. to IEC)
Conductor cross-section flexible (ferrule without plastic sleeve)	0.75 mm ² ... 25 mm ²
Flexible conductor cross-section (ferrule with plastic sleeve)	0.75 mm ² ... 16 mm ²
2 conductors with same cross section, rigid	0.75 mm ² ... 10 mm ²
2 conductors with same cross section, flexible	0.75 mm ² ... 10 mm ²
2 conductors with same cross section, flexible, with ferrule without plastic sleeve	0.75 mm ² ... 10 mm ²
2 conductors with the same cross section, flexible, with TWIN ferrule with plastic sleeve	0.75 mm ² ... 10 mm ²
Nominal cross section	35 mm ²
Nominal current	101 A (with 25 mm ² conductor cross-section)
Maximum load current	125 A (with 35 mm ² conductor cross-section)
Nominal voltage	800 V

SSK 135 KER-EX - Feed-through terminal block



0505055

<https://www.phoenixcontact.com/gb/products/0505055>

Ex data

Rated data (ATEX/IECEX)

Identification	Ⓜ II 2 GD Ex eb IIC Gb
Operating temperature range	-60 °C ... 180 °C
Ex-certified accessories	0205067 D-SSK 135 KER 1201044 E/1
List of bridges	/ KB- 15 / 0204259
Bridge data	100 A (35 mm ²)
Ex temperature increase for bridging with bridge	40 K (116.5 A / 25 mm ²) 550 V
Rated insulation voltage	500 V
output	(Permanent)

Ex level General

Rated voltage	550 V
Rated current	101 A
Maximum load current	113 A
Contact resistance	0.2 mΩ

Ex connection data General

Torque range	3.2 Nm ... 3.7 Nm
Nominal cross section	25 mm ²
Rated cross section AWG	3
Connection capacity rigid	1 mm ² ... 35 mm ²
Connection capacity AWG	18 ... 2
Connection capacity flexible	1 mm ² ... 25 mm ²
Connection capacity AWG	18 ... 3

Dimensions

Width	15.3 mm
Height	53 mm
Depth on NS 32	67 mm

Material specifications

Color	ivory (RAL 1014)
Material	Ceramics
Insulating material group	I
Relative insulation material temperature index (Elec., UL 746 B)	1000 °C

Electrical tests

Surge voltage test

Result	Test passed
--------	-------------

Temperature-rise test

SSK 135 KER-EX - Feed-through terminal block



0505055

<https://www.phoenixcontact.com/gb/products/0505055>

Requirement temperature-rise test	Increase in temperature ≤ 45 K
Result	Test passed

Power-frequency withstand voltage

Test voltage setpoint	2 kV
Result	Test passed

Mechanical properties

Mechanical data

Open side panel	Yes
-----------------	-----

Mechanical tests

Mechanical strength

Result	Test passed
--------	-------------

Attachment on the carrier

DIN rail/fixing support	NS 32
Result	Test passed

Environmental and real-life conditions

Needle-flame test

Time of exposure	30 s
------------------	------

Ambient conditions

Ambient temperature (operation)	-60 °C ... 180 °C
Ambient temperature (storage/transport)	-25 °C ... 60 °C (for a short time, not exceeding 24 h, -60 °C to +70 °C)
Ambient temperature (assembly)	-5 °C ... 70 °C
Ambient temperature (actuation)	-5 °C ... 70 °C
Permissible humidity (operation)	20 % ... 90 %
Permissible humidity (storage/transport)	30 % ... 70 %

Standards and regulations

Connection in acc. with standard	IEC 60947-7-1
----------------------------------	---------------

Mounting

Mounting type	NS 32
---------------	-------

SSK 135 KER-EX - Feed-through terminal block



0505055

<https://www.phoenixcontact.com/gb/products/0505055>

Drawings

Circuit diagram



SSK 135 KER-EX - Feed-through terminal block





0505055

<https://www.phoenixcontact.com/gb/products/0505055>


Approvals

To download certificates, visit the product detail page: <https://www.phoenixcontact.com/gb/products/0505055>


 CSA Approval ID: 13631				
	Nominal voltage U_N	Nominal current I_N	Cross section AWG	Cross section mm^2
keine				
not as Ex approval	600 V	140 A	14 - 2	-

 ATEX Approval ID: KIWA17ATEX0022U				
	Nominal voltage U_N	Nominal current I_N	Cross section AWG	Cross section mm^2
keine				
	440 V	64.5 A	-	-
Only flexible conductors	440 V	55 A	-	-

 EAC Ex Approval ID: KZ 7500525010101950				
---	--	--	--	--

 IECEX Approval ID: IECEXKIWA17.0009U				
	Nominal voltage U_N	Nominal current I_N	Cross section AWG	Cross section mm^2
keine				
	550 V	113 A	-	1 - 35
Only flexible conductors	550 V	101 A	-	1 - 25

 CCC Approval ID: 2020322313000628				
---	--	--	--	--

 DNV GL-EX Approval ID: TAE00003K6				
	Nominal voltage U_N	Nominal current I_N	Cross section AWG	Cross section mm^2
keine				
EEx e II part certificate	440 V	32 A	-	- 2.5

 ATEX Approval ID: KIWA17ATEX0022U				
---	--	--	--	--

SSK 135 KER-EX - Feed-through terminal block



0505055

<https://www.phoenixcontact.com/gb/products/0505055>

	Nominal voltage U_N	Nominal current I_N	Cross section AWG	Cross section mm^2
keine				
	550 V	113 A	-	-
Only flexible conductors	550 V	101 A	-	-



UKCA-EX

Approval ID: CSAE 22UKEX1188U

SSK 135 KER-EX - Feed-through terminal block



0505055

<https://www.phoenixcontact.com/gb/products/0505055>

Classifications

ECLASS

ECLASS-13.0	27250101
ECLASS-15.0	27250101

ETIM

ETIM 10.0	EC000897
-----------	----------

UNSPSC

UNSPSC 21.0	39121400
-------------	----------

SSK 135 KER-EX - Feed-through terminal block



0505055

<https://www.phoenixcontact.com/gb/products/0505055>

Environmental product compliance

EU RoHS

Fulfills EU RoHS substance requirements	Yes, No exemptions
---	--------------------

China RoHS

Environment friendly use period (EFUP)	EFUP-E
	No hazardous substances above the limits

EU REACH SVHC

REACH candidate substance (CAS No.)	No substance above 0.1 wt%
-------------------------------------	----------------------------

EF3.1 Climate Change

CO2e kg	1.113 kg CO2e
---------	---------------

Phoenix Contact 2026 © - all rights reserved
<https://www.phoenixcontact.com>

PHOENIX CONTACT Ltd
Halesfield 13, Telford
Shropshire, TF7 4PG
01952 681700
info@phoenixcontact.co.uk