

# LPTA 16/ 3-15,0-ZB - PCB terminal block



1333871

<https://www.phoenixcontact.com/us/products/1333871>

Please be informed that the data shown in this PDF document is generated from our online catalog. Please find the complete data in the user documentation. Our general terms of use for downloads are valid.



PCB terminal block, nominal current: 76 A, rated voltage (III/2): 1000 V, nominal cross section: 16 mm<sup>2</sup>, number of potentials: 3, number of rows: 1, number of positions per row: 3, product range: LPTA 16/, pitch: 15 mm, connection method: Lever Push-in connection, mounting: Wave soldering, conductor/PCB connection direction: 30 °, color: green, Pin layout: Zigzag pinning W, Solder pin [P]: 3.6 mm, number of solder pins per potential: 3, type of packaging: packed in cardboard

## Your advantages

- Tool-free lever principle enables time-saving connection and release of conductors with/without ferrules
- Clear lever positions provide reliable feedback on opened or closed clamping spaces
- Defined contact force ensures that contact remains stable over the long term
- Time-saving push-in connection when lever is closed
- Intuitive operation, thanks to a color-coded actuation lever

## Commercial data

Item number	1333871
Packing unit	1 pc
Minimum order quantity	25 pc
Sales key	AA15
Product key	AAOTAD
GTIN	4063151632908
Weight per piece (including packing)	46.9 g
Weight per piece (excluding packing)	46.9 g
Customs tariff number	85369010
Country of origin	PL

1333871

<https://www.phoenixcontact.com/us/products/1333871>

## Technical data

### Product properties

Product line	COMBICON Terminals XL
Product type	Printed circuit board terminal
Product family	LPTA 16/
Number of positions	3
Pitch	15 mm
Number of connections	3
Number of rows	1
Number of potentials	3
Pin layout	Zigzag pinning W
Solder pins per potential	3

### Electrical properties

Nominal current $I_N$	76 A
Nominal voltage $U_N$	1000 V
Degree of pollution	3
Rated voltage (III/3)	1000 V
Rated surge voltage (III/3)	8 kV
Rated voltage (III/2)	1000 V
Rated surge voltage (III/2)	8 kV
Rated voltage (II/2)	1000 V
Rated surge voltage (II/2)	6 kV

### Connection data

#### Connection technology

Nominal cross section	16 mm <sup>2</sup>
-----------------------	--------------------

#### Conductor connection

Connection method	Lever Push-in connection
Conductor cross section rigid	0.75 mm <sup>2</sup> ... 16 mm <sup>2</sup> (Conductor connection with open terminal point)
	1.5 mm <sup>2</sup> ... 16 mm <sup>2</sup> (Push-in connection)
Single-conductor/terminal point multi-stranded	0.75 mm <sup>2</sup> ... 16 mm <sup>2</sup>
Conductor cross section flexible	0.75 mm <sup>2</sup> ... 25 mm <sup>2</sup>
Conductor cross section AWG	18 ... 4
Conductor cross section flexible, with ferrule without plastic sleeve	0.75 mm <sup>2</sup> ... 16 mm <sup>2</sup>
Conductor cross section, flexible, with ferrule, with plastic sleeve	0.75 mm <sup>2</sup> ... 10 mm <sup>2</sup>
2 conductors with the same cross section, flexible, with TWIN ferrule with plastic sleeve	4 mm <sup>2</sup> ... 6 mm <sup>2</sup>
Stripping length	18 mm ... 20 mm

# LPTA 16/ 3-15,0-ZB - PCB terminal block



1333871

<https://www.phoenixcontact.com/us/products/1333871>

## Mounting

Mounting type	Wave soldering
Pin layout	Zigzag pinning W

## Material specifications

### Material data - contact

Note	WEEE/RoHS-compliant, free of whiskers according to IEC 60068-2-82/JEDEC JESD 201
Contact material	Cu alloy
Surface characteristics	Tin-plated
Metal surface terminal point (top layer)	Tin (10 - 16 µm Sn)
Metal surface soldering area (top layer)	Tin (10 - 16 µm Sn)

### Material data - housing

Color (Housing)	green (6021)
Insulating material	PA
Insulating material group	I
CTI according to IEC 60112	600
Flammability rating according to UL 94	V0
Glow wire flammability index GWFI according to EN 60695-2-12	850
Glow wire ignition temperature GWIT according to EN 60695-2-13	775
Temperature for the ball pressure test according to EN 60695-10-2	125 °C

### Material data – actuating element

Color (Actuating element)	orange (2003)
Insulating material	PA GF
Insulating material group	I
CTI according to IEC 60112	600
Flammability rating according to UL 94	V0

## Dimensions

Dimensional drawing	
Pitch	15 mm
Width [w]	41.5 mm
Height [h]	45.8 mm
Length [l]	37.4 mm
Installed height	42 mm
Solder pin length [P]	3.6 mm

# LPTA 16/ 3-15,0-ZB - PCB terminal block



1333871

<https://www.phoenixcontact.com/us/products/1333871>

Pin dimensions	1 x 1 mm
PCB design	
Hole diameter	1.7 mm

## Mechanical tests

### Test for conductor damage and slackening

Specification	IEC 60999-1:1999-11
Result	Test passed

### Pull-out test

Specification	IEC 60999-1:1999-11
Conductor cross section/conductor type/tractive force setpoint/actual value	0.75 mm <sup>2</sup> / solid / > 30 N
	0.75 mm <sup>2</sup> / flexible / > 30 N
	16 mm <sup>2</sup> / solid / > 100 N
	25 mm <sup>2</sup> / flexible / > 135 N

## Electrical tests

### Temperature-rise test

Specification	IEC 60947-7-4:2019-01
Requirement temperature-rise test	The sum of ambient temperature and temperature rise of the PCB terminal block shall not exceed the upper limiting temperature.

### Short-time withstand current

Specification	IEC 60947-7-4:2019-01
---------------	-----------------------

### Insulation resistance

Specification	IEC 60512-3-1:2002-02
Insulation resistance, neighboring positions	> 5 MΩ

### Air clearances and creepage distances |

Specification	IEC 60947-7-4:2019-01
Insulating material group	I
Comparative tracking index (IEC 60112)	CTI 600
Rated insulation voltage (III/3)	1000 V
Rated surge voltage (III/3)	8 kV
minimum clearance value - non-homogenous field (III/3)	8 mm
minimum creepage distance (III/3)	12.5 mm
Rated insulation voltage (III/2)	1000 V
Rated surge voltage (III/2)	8 kV
minimum clearance value - non-homogenous field (III/2)	8 mm
minimum creepage distance (III/2)	8 mm
Rated insulation voltage (II/2)	1000 V
Rated surge voltage (II/2)	6 kV
minimum clearance value - non-homogenous field (II/2)	5.5 mm

# LPTA 16/ 3-15,0-ZB - PCB terminal block



1333871

<https://www.phoenixcontact.com/us/products/1333871>

minimum creepage distance (II/2)	5.5 mm
----------------------------------	--------

## Environmental and real-life conditions

### Vibration test

Specification	IEC 60068-2-6:2007-12
Frequency	10 - 150 - 10 Hz
Sweep speed	1 octave/min
Amplitude	0.35 mm (10 Hz ... 60.1 Hz)
Sweep speed	50 m/s <sup>2</sup> (60.1 Hz ... 150 Hz)
Test duration per axis	2.5 h

### Glow-wire test

Specification	IEC 60695-2-10:2013-04
Temperature	850 °C
Time of exposure	5 s

### Aging

Specification	IEC 60947-7-4:2019-01
---------------	-----------------------

### Ambient conditions

Ambient temperature (operation)	-40 °C ... 105 °C (Depending on the current carrying capacity/derating curve)
Ambient temperature (storage/transport)	-40 °C ... 70 °C
Relative humidity (storage/transport)	30 % ... 70 %
Ambient temperature (assembly)	-5 °C ... 100 °C

## Packaging specifications

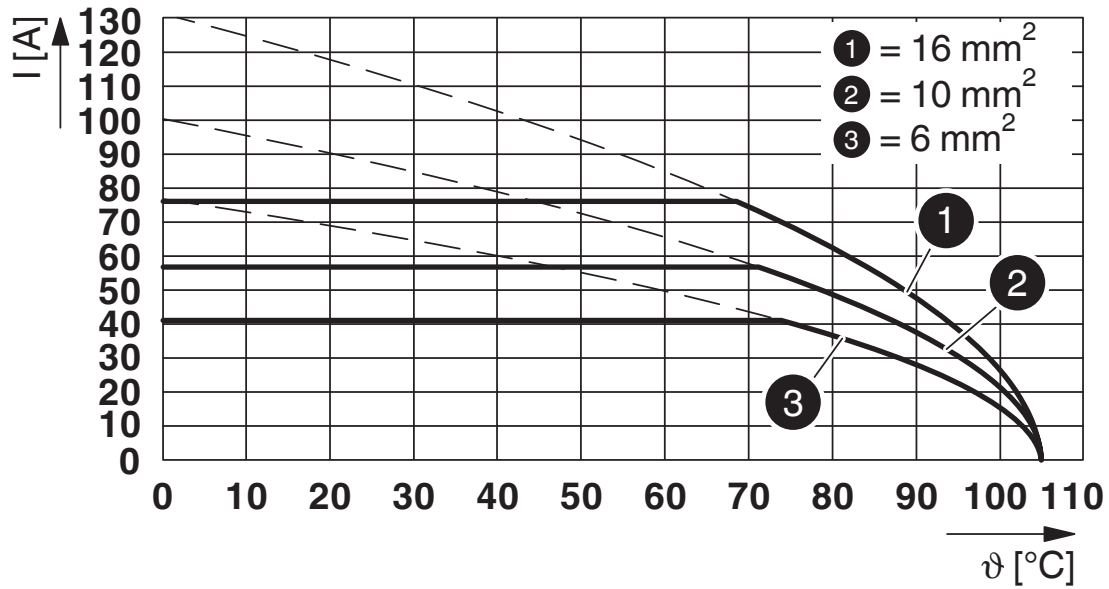
Type of packaging	packed in cardboard
-------------------	---------------------

1333871

<https://www.phoenixcontact.com/us/products/1333871>

## Drawings

Diagram



Type: LPTA 16/...-15,0-ZB

# LPTA 16/ 3-15,0-ZB - PCB terminal block





1333871


<https://www.phoenixcontact.com/us/products/1333871>


## Approvals

To download certificates, visit the product detail page: <https://www.phoenixcontact.com/us/products/1333871>

 <b>cUL Recognized</b> Approval ID: E60425-20210507				
	Nominal voltage $U_N$	Nominal current $I_N$	Cross section AWG	Cross section $mm^2$
Use group C	1000 V	72 A	18 - 4	-

 <b>UL Recognized</b> Approval ID: E60425-20210507				
	Nominal voltage $U_N$	Nominal current $I_N$	Cross section AWG	Cross section $mm^2$
Use group C	600 V	72 A	18 - 4	-
Use group F	1000 V	72 A	18 - 4	-
Use group E	1000 V	72 A	18 - 4	-

 <b>cULus Recognized</b> Approval ID: E60425-20210507				
	Nominal voltage $U_N$	Nominal current $I_N$	Cross section AWG	Cross section $mm^2$
Use group B	600 V	72 A	18 - 4	-

 <b>VDE Zeichengenehmigung</b> Approval ID: 40054188				
	Nominal voltage $U_N$	Nominal current $I_N$	Cross section AWG	Cross section $mm^2$
	1000 V	76 A	-	0.75 - 25

**cULus Recognized**

# LPTA 16/ 3-15,0-ZB - PCB terminal block



1333871

<https://www.phoenixcontact.com/us/products/1333871>

## Classifications

### ECLASS

ECLASS-11.0	27460101
ECLASS-13.0	27460101
ECLASS-12.0	27460101

### ETIM

ETIM 9.0	EC002643
----------	----------



# LPTA 16/ 3-15,0-ZB - PCB terminal block

1333871

<https://www.phoenixcontact.com/us/products/1333871>

## Accessories

### CRIMPFOX 6 - Crimping pliers

1212034

<https://www.phoenixcontact.com/us/products/1212034>



Crimping pliers, for ferrules without insulating collar according to DIN 46228 Part 1 and ferrules with insulating collar according to DIN 46228 Part 4, 0.25 mm<sup>2</sup> ... 6.0 mm<sup>2</sup>, lateral entry, trapezoidal crimp

---

### MPS-MT - Test plug

0201744

<https://www.phoenixcontact.com/us/products/0201744>



Test plug, with solder connection up to 1 mm<sup>2</sup> conductor cross section, number of positions: 1, color: gray

# LPTA 16/ 3-15,0-ZB - PCB terminal block



1333871

<https://www.phoenixcontact.com/us/products/1333871>

## CRIMPFOX DUO 16S - Crimping pliers

1202877

<https://www.phoenixcontact.com/us/products/1202877>



Crimping pliers, contact type: insulated and uninsulated ferrules, standards/regulations: DIN 46228-1, DIN 46228-4, UL 486F, Form A, E, F, cross-section, minimum: 0.14 mm<sup>2</sup>, cross-section, maximum: 16 mm<sup>2</sup>, for TWIN ferrules up to 2 mm<sup>2</sup> x 6 mm<sup>2</sup>, automatic cross-section adjustment, rotating dies, lateral and front entry, crimping: square

---

Phoenix Contact 2023 © - all rights reserved

<https://www.phoenixcontact.com>

Phoenix Contact USA  
586 Fulling Mill Road  
Middletown, PA 17057, United States  
(+717) 944-1300  
[info@phoenixcon.com](mailto:info@phoenixcon.com)