

PTV 4-TWIN - Feed-through terminal block



1088731

<https://www.phoenixcontact.com/us/products/1088731>

Please be informed that the data shown in this PDF document is generated from our online catalog. Please find the complete data in the user documentation. Our general terms of use for downloads are valid.



Feed-through terminal block, nom. voltage: 1000 V, nominal current: 32 A, number of connections: 3, connection method: Push-in connection, Rated cross section: 4 mm², cross section: 0.2 mm² - 6 mm², mounting type: NS 35/7,5, NS 35/15, color: gray

Your advantages

- Clear wiring, thanks to lateral conductor entry
- The compact design enables wiring in a confined space
- The Push-in connection terminal blocks are characterized by the system features of the CLIPLINE complete system
- In addition to the testing option in the double function shaft, all terminal blocks provide an additional test pick-off

Commercial data

Item number	1088731
Packing unit	50 pc
Minimum order quantity	50 pc
Sales key	BE23
Product key	BE2312
GTIN	4055626891293
Weight per piece (including packing)	9.96 g
Weight per piece (excluding packing)	8.835 g
Customs tariff number	85369010
Country of origin	CN

PTV 4-TWIN - Feed-through terminal block



1088731

<https://www.phoenixcontact.com/us/products/1088731>

Technical data

Notes

General

Note	The maximum load current of a single clamping unit must not be exceeded.
------	--

Product properties

Product type	Multi-conductor terminal block
Product family	PTV
Area of application	Railway industry
	Machine building
	Plant engineering
	Process industry
Number of connections	3
Number of rows	1

Insulation characteristics

Overvoltage category	III
Degree of pollution	3

Electrical properties

Rated surge voltage	8 kV
Maximum power dissipation for nominal condition	1.02 W

Connection data

Number of connections per level	3
Nominal cross section	4 mm ²
Stripping length	9 mm ... 11 mm
Internal cylindrical gage	A4
Connection in acc. with standard	IEC 60947-7-1
Conductor cross section rigid	0.2 mm ² ... 6 mm ²
Cross section AWG	24 ... 10 (converted acc. to IEC)
Conductor cross section flexible	0.2 mm ² ... 6 mm ²
Conductor cross section, flexible [AWG]	24 ... 10 (converted acc. to IEC)
Conductor cross-section flexible (ferrule without plastic sleeve)	0.2 mm ² ... 4 mm ²
Flexible conductor cross section (ferrule with plastic sleeve)	0.2 mm ² ... 4 mm ²
2 conductors with the same cross section, flexible, with TWIN ferrule with plastic sleeve	0.5 mm ² ... 2.5 mm ²
Nominal current	32 A
Maximum load current	36 A (with 6 mm ² conductor cross section, rigid)
Nominal voltage	1000 V
Nominal cross section	4 mm ²

PTV 4-TWIN - Feed-through terminal block



1088731

<https://www.phoenixcontact.com/us/products/1088731>

Connection cross sections directly pluggable

Conductor cross section rigid	0.75 mm ² ... 6 mm ²
Conductor cross-section flexible (ferrule without plastic sleeve)	1.5 mm ² ... 4 mm ²
Flexible conductor cross section (ferrule with plastic sleeve)	1.5 mm ² ... 4 mm ²

Ex data

Rated data (ATEX/IECEX)

Identification	⊕ II 2 G Ex eb IIC Gb
Operating temperature range	-60 °C ... 110 °C
Ex-certified accessories	1088747 D-PTV 2,5/4-TWIN
	1083618 DS-PTV 2,5/4
	3024481 ATP-ST 6
	1212587 SF-SL 0,6X3,5-100 S-VDE
	3022276 CLIPFIX 35-5
List of bridges	Plug-in bridge / FBS 2-6 / 3030336
	Plug-in bridge / FBS 3-6 / 3030242
	Plug-in bridge / FBS 4-6 / 3030255
	Plug-in bridge / FBS 5-6 / 3030349
	Plug-in bridge / FBS 10-6 / 3030271
	Plug-in bridge / FBS 20-6 / 3030365
	Plug-in bridge / FBS 50-6 / 3032224
Bridge data	27 A (4 mm ²)
Ex temperature increase	40 K (27,7 A / 4 mm ²)
Rated voltage	550 V
for bridging with bridge	550 V
- At bridging between non-adjacent terminal blocks	352 V
- At cut-to-length bridging	275 V
- At cut-to-length bridging with cover	275 V
- At cut-to-length bridging with partition plate	550 V
Rated insulation voltage	500 V
output	(Permanent)

Ex level General

Rated current	27 A (4 mm ²)
Maximum load current	31 A (6 mm ²)
Contact resistance	0.6 mΩ

Ex connection data General

Nominal cross section	4 mm ²
Rated cross section AWG	12
Connection capacity rigid	0.2 mm ² ... 6 mm ²
Connection capacity AWG	24 ... 10
Connection capacity flexible	0.2 mm ² ... 6 mm ²
Connection capacity AWG	24 ... 10

PTV 4-TWIN - Feed-through terminal block



1088731

<https://www.phoenixcontact.com/us/products/1088731>

Dimensions

Width	6.2 mm
End cover width	2.2 mm
Height	60 mm
Depth	45.7 mm
Depth on NS 35/7,5	47.2 mm
Depth on NS 35/15	54.7 mm

Material specifications

Color	gray (RAL 7042)
Flammability rating according to UL 94	V0
Insulating material group	I
Insulating material	PA
Static insulating material application in cold	-60 °C
Relative insulation material temperature index (Elec., UL 746 B)	130 °C
Fire protection for rail vehicles (DIN EN 45545-2) R22	HL 1 - HL 3
Fire protection for rail vehicles (DIN EN 45545-2) R23	HL 1 - HL 3
Fire protection for rail vehicles (DIN EN 45545-2) R24	HL 1 - HL 3
Fire protection for rail vehicles (DIN EN 45545-2) R26	HL 1 - HL 3
Surface flammability NFPA 130 (ASTM E 162)	passed
Specific optical density of smoke NFPA 130 (ASTM E 662)	passed
Smoke gas toxicity NFPA 130 (SMP 800C)	passed

Electrical tests

Surge voltage test

Result	Test passed
Short-time withstand current 4 mm ²	0.48 kA
Result	Test passed

Power-frequency withstand voltage

Test voltage setpoint	2.2 kV
Result	Test passed

Mechanical properties

Mechanical data

Open side panel	Yes
-----------------	-----

Mechanical tests

Mechanical strength

Result	Test passed
--------	-------------

Attachment on the carrier

DIN rail/fixing support	NS 35
-------------------------	-------

PTV 4-TWIN - Feed-through terminal block



1088731

<https://www.phoenixcontact.com/us/products/1088731>

Result	Test passed
Test for conductor damage and slackening	
Rotation speed	10 rpm
Revolutions	135
Conductor cross section/weight	0.2 mm ² / 0.2 kg
	4 mm ² / 0.9 kg
	6 mm ² / 1.4 kg
Result	Test passed

Environmental and real-life conditions

Aging

Temperature cycles	192
Result	Test passed

Needle-flame test

Time of exposure	30 s
Result	Test passed

Oscillation/broadband noise

Specification	DIN EN 50155 (VDE 0115-200):2018-05
Spectrum	Long life test category 2, bogie-mounted
Frequency	$f_1 = 5 \text{ Hz}$ to $f_2 = 250 \text{ Hz}$
ASD level	6.12 (m/s ²) ² /Hz
Acceleration	3.12g
Test duration per axis	5 h
Test directions	X-, Y- and Z-axis
Result	Test passed

Shocks

Pulse shape	Half-sine
Acceleration	30g
Shock duration	18 ms
Number of shocks per direction	3
Test directions	X-, Y- and Z-axis (pos. and neg.)
Result	Test passed

Ambient conditions

Ambient temperature (operation)	-60 °C ... 110 °C (Operating temperature range incl. self-heating; for max. short-term operating temperature, see RTI Elec.)
Ambient temperature (storage/transport)	-25 °C ... 60 °C (for a short time, not exceeding 24 h, -60 °C to +70 °C)
Ambient temperature (assembly)	-5 °C ... 70 °C
Ambient temperature (actuation)	-5 °C ... 70 °C
Permissible humidity (operation)	20 % ... 90 %
Permissible humidity (storage/transport)	30 % ... 70 %

PTV 4-TWIN - Feed-through terminal block



1088731

<https://www.phoenixcontact.com/us/products/1088731>

Standards and regulations

Connection in acc. with standard	IEC 60947-7-1
----------------------------------	---------------

Mounting

Mounting type	NS 35/7,5
	NS 35/15

PTV 4-TWIN - Feed-through terminal block



1088731

<https://www.phoenixcontact.com/us/products/1088731>

Drawings

Circuit diagram



PTV 4-TWIN - Feed-through terminal block





1088731

<https://www.phoenixcontact.com/us/products/1088731>


Approvals

To download certificates, visit the product detail page: <https://www.phoenixcontact.com/us/products/1088731>

 CSA Approval ID: 158887				
	Nominal voltage U_N	Nominal current I_N	Cross section AWG	Cross section mm^2
Use group B	600 V	30 A	26 - 10	-
Use group C	600 V	30 A	26 - 10	-
Use group D	600 V	5 A	26 - 10	-

 IECEE CB Scheme Approval ID: DE1-67139				
	Nominal voltage U_N	Nominal current I_N	Cross section AWG	Cross section mm^2
	1000 V	32 A	-	0.2 - 6

 EAC Approval ID: RU C-DE.BL08.B.00644				
---	--	--	--	--

 cULus Recognized Approval ID: E60425				
	Nominal voltage U_N	Nominal current I_N	Cross section AWG	Cross section mm^2
Use group B	600 V	30 A	26 - 10	-
Use group C	600 V	30 A	26 - 10	-
Use group F	1000 V	30 A	26 - 10	-

 VDE Zeichengenehmigung Approval ID: 40056318				
	Nominal voltage U_N	Nominal current I_N	Cross section AWG	Cross section mm^2
	1000 V	32 A	-	0.2 - 6

 IECEx Approval ID: IECExPTB20.0037U				
---	--	--	--	--

PTV 4-TWIN - Feed-through terminal block



1088731

<https://www.phoenixcontact.com/us/products/1088731>



ATEX

Approval ID: PTB20ATEX1016U



CCC

Approval ID: 2021122313114374



UKCA-EX

Approval ID: CSAE 22UKEX1099U



EAC Ex

Approval ID: KZ 7500525010101950

PTV 4-TWIN - Feed-through terminal block



1088731

<https://www.phoenixcontact.com/us/products/1088731>

Classifications

ECLASS

ECLASS-11.0	27141120
ECLASS-13.0	27250101

ETIM

ETIM 9.0	EC000897
----------	----------

UNSPSC

UNSPSC 21.0	39121400
-------------	----------

PTV 4-TWIN - Feed-through terminal block



1088731

<https://www.phoenixcontact.com/us/products/1088731>

Environmental product compliance

EU RoHS

Fulfills EU RoHS substance requirements	Yes, No exemptions
---	--------------------

China RoHS

Environment friendly use period (EFUP)	EFUP-E
	No hazardous substances above the limits

EU REACH SVHC

REACH candidate substance (CAS No.)	No substance above 0.1 wt%
-------------------------------------	----------------------------

Phoenix Contact 2025 © - all rights reserved
<https://www.phoenixcontact.com>

Phoenix Contact USA
586 Fulling Mill Road
Middletown, PA 17057, United States
(+717) 944-1300
info@phoenixcon.com