

# PTV 6-QUATTRO - Feed-through terminal block



1116871

<https://www.phoenixcontact.com/us/products/1116871>

Please be informed that the data shown in this PDF document is generated from our online catalog. Please find the complete data in the user documentation. Our general terms of use for downloads are valid.



Feed-through terminal block, nom. voltage: 1000 V, nominal current: 41 A, number of connections: 4, number of positions: 1, connection method: Push-in connection, Rated cross section: 6 mm<sup>2</sup>, cross section: 0.5 mm<sup>2</sup> - 10 mm<sup>2</sup>, mounting type: NS 35/7,5, NS 35/15, color: gray

## Your advantages

- Clear wiring, thanks to lateral conductor entry
- The compact design enables wiring in a confined space
- The Push-in connection terminal blocks are characterized by the system features of the CLIPLINE complete system
- In addition to the testing option in the double function shaft, all terminal blocks provide an additional test pick-off

## Commercial data

Item number	1116871
Packing unit	50 pc
Minimum order quantity	50 pc
Sales key	BE23
Product key	BE2313
GTIN	4063151043902
Weight per piece (including packing)	24.9 g
Weight per piece (excluding packing)	25.14 g
Customs tariff number	85369010
Country of origin	CN

# PTV 6-QUATTRO - Feed-through terminal block



1116871

<https://www.phoenixcontact.com/us/products/1116871>

## Technical data

### Notes

#### General

Note	The max. load current must not be exceeded by the total current of all connected conductors.
------	--

### Product properties

Product type	Feed-through terminal block
Product family	PTV
Area of application	Railway industry
	Machine building
	Plant engineering
	Process industry
Number of positions	1
Number of connections	4
Number of rows	1

#### Insulation characteristics

Overvoltage category	III
Degree of pollution	3

### Electrical properties

Rated surge voltage	8 kV
Maximum power dissipation for nominal condition	1.31 W

### Connection data

Number of connections per level	4
Nominal cross section	6 mm <sup>2</sup>
Stripping length	10 mm ... 12 mm
Internal cylindrical gage	A5
Connection in acc. with standard	IEC 60947-7-1
Conductor cross section rigid	0.5 mm <sup>2</sup> ... 10 mm <sup>2</sup>
Cross section AWG	20 ... 8 (converted acc. to IEC)
Conductor cross section flexible	0.5 mm <sup>2</sup> ... 10 mm <sup>2</sup>
Conductor cross section, flexible [AWG]	20 ... 8 (converted acc. to IEC)
Conductor cross-section flexible (ferrule without plastic sleeve)	0.5 mm <sup>2</sup> ... 6 mm <sup>2</sup>
Flexible conductor cross section (ferrule with plastic sleeve)	0.5 mm <sup>2</sup> ... 6 mm <sup>2</sup>
Conductor cross-section flexible (2 conductors with the same cross-section, with TWIN ferrule and plastic sleeve)	0.5 mm <sup>2</sup> ... 4 mm <sup>2</sup>
Nominal current	41 A
Maximum load current	52 A (with 10 mm <sup>2</sup> conductor cross section, rigid)
Nominal voltage	1000 V
Nominal cross section	6 mm <sup>2</sup>

# PTV 6-QUATTRO - Feed-through terminal block



1116871

<https://www.phoenixcontact.com/us/products/1116871>

## Connection cross sections directly pluggable

Conductor cross section rigid	1.5 mm <sup>2</sup> ... 10 mm <sup>2</sup>
Conductor cross section, rigid [AWG]	16 ... 8 (converted acc. to IEC)
Conductor cross-section flexible (ferrule without plastic sleeve)	4 mm <sup>2</sup> ... 6 mm <sup>2</sup>
Flexible conductor cross section (ferrule with plastic sleeve)	2.5 mm <sup>2</sup> ... 6 mm <sup>2</sup>

## Ex data

### Rated data (ATEX/IECEx)

Identification	⊕ II 2 G Ex eb IIC Gb
Operating temperature range	-60 °C ... 110 °C
Ex-certified accessories	1180930 D-PTV 6-QUATTRO
	1182214 DS-PTV 6
	3022276 CLIPFIX 35-5
	1212602 SZS 0,6X3,5 VDE
List of bridges	Plug-in bridge / FBS 2-8 / 3030284
	Plug-in bridge / FBS 3-8 / 3030297
	Plug-in bridge / FBS 4-8 / 3030307
	Plug-in bridge / FBS 5-8 / 3030310
	Plug-in bridge / FBS 6-8 / 3032470
	Plug-in bridge / FBS 10-8 / 3030323
Bridge data	36 A (6 mm <sup>2</sup> )
Ex temperature increase	40 K (35 A/6 mm <sup>2</sup> )
Rated voltage	550 V
for bridging with bridge	550 V
- At bridging between non-adjacent terminal blocks	352 V
- At bridging between non-adjacent terminal blocks via PE terminal block	352 V
- At cut-to-length bridging	220 V
- At cut-to-length bridging with cover	275 V
Rated insulation voltage	500 V
output	(Permanent)

### Ex level General

Rated current	35 A (6 mm <sup>2</sup> )
Maximum load current	45 A (10 mm <sup>2</sup> )
Contact resistance	0.7 mΩ

### Ex connection data General

Nominal cross section	6 mm <sup>2</sup>
Rated cross section AWG	10
Connection capacity rigid	0.5 mm <sup>2</sup> ... 10 mm <sup>2</sup>
Connection capacity AWG	20 ... 8
Connection capacity flexible	0.5 mm <sup>2</sup> ... 10 mm <sup>2</sup>
Connection capacity AWG	20 ... 8

# PTV 6-QUATTRO - Feed-through terminal block



1116871

<https://www.phoenixcontact.com/us/products/1116871>

## Dimensions

Width	8.2 mm
End cover width	2.2 mm
Height	84.7 mm
Depth	57.6 mm
Depth on NS 35/7,5	59.1 mm
Depth on NS 35/15	66.6 mm

## Material specifications

Color	gray (RAL 7042)
Flammability rating according to UL 94	V0
Insulating material group	I
Insulating material	PA 6.6
Static insulating material application in cold	-60 °C
Temperature index of insulation material (DIN EN 60216-1 (VDE 0304-21))	130 °C
Relative insulation material temperature index (Elec., UL 746 B)	130 °C
Fire protection for rail vehicles (DIN EN 45545-2) R22	HL 1 - HL 3
Fire protection for rail vehicles (DIN EN 45545-2) R23	HL 1 - HL 3
Fire protection for rail vehicles (DIN EN 45545-2) R24	HL 1 - HL 3
Fire protection for rail vehicles (DIN EN 45545-2) R26	HL 1 - HL 3
Calorimetric heat release NFPA 130 (ASTM E 1354)	28 MJ/kg
Surface flammability NFPA 130 (ASTM E 162)	passed
Specific optical density of smoke NFPA 130 (ASTM E 662)	passed
Smoke gas toxicity NFPA 130 (SMP 800C)	passed

## Electrical tests

### Surge voltage test

Test voltage setpoint	8 kV
Result	Test passed

### Temperature-rise test

Requirement temperature-rise test	Increase in temperature $\leq$ 45 K
Result	Test passed
Short-time withstand current 6 mm <sup>2</sup>	0.72 kA
Result	Test passed

### Power-frequency withstand voltage

Test voltage setpoint	2.2 kV
Result	Test passed

## Mechanical properties

### Mechanical data

Open side panel	Yes
-----------------	-----

1116871

<https://www.phoenixcontact.com/us/products/1116871>

## Mechanical tests

### Mechanical strength

Result	Test passed
--------	-------------

### Attachment on the carrier

DIN rail/fixing support	NS 35
Result	Test passed

### Test for conductor damage and slackening

Rotation speed	10 rpm
Revolutions	135
Conductor cross section/weight	0.5 mm <sup>2</sup> / 0.3 kg
	6 mm <sup>2</sup> / 1.4 kg
	10 mm <sup>2</sup> / 2 kg
Result	Test passed

## Environmental and real-life conditions

### Aging

Temperature cycles	192
Result	Test passed

### Needle-flame test

Time of exposure	30 s
Result	Test passed

### Oscillation/broadband noise

Specification	DIN EN 50155 (VDE 0115-200):2018-05
Spectrum	Long life test category 2, bogie-mounted
Frequency	$f_1 = 5 \text{ Hz}$ to $f_2 = 250 \text{ Hz}$
ASD level	6.12 (m/s <sup>2</sup> ) <sup>2</sup> /Hz
Acceleration	3.12g
Test duration per axis	5 h
Test directions	X-, Y- and Z-axis
Result	Test passed

### Shocks

Specification	DIN EN 50155 (VDE 0115-200):2018-05
Pulse shape	Half-sine
Acceleration	30g
Shock duration	18 ms
Number of shocks per direction	3
Test directions	X-, Y- and Z-axis (pos. and neg.)
Result	Test passed

### Ambient conditions

# PTV 6-QUATTRO - Feed-through terminal block



1116871

<https://www.phoenixcontact.com/us/products/1116871>

Ambient temperature (operation)	-60 °C ... 110 °C (Operating temperature range incl. self-heating; for max. short-term operating temperature, see RTI Elec.)
Ambient temperature (storage/transport)	-25 °C ... 60 °C (for a short time, not exceeding 24 h, -60 °C to +70 °C)
Ambient temperature (assembly)	-5 °C ... 70 °C
Ambient temperature (actuation)	-5 °C ... 70 °C
Permissible humidity (operation)	20 % ... 90 %
Permissible humidity (storage/transport)	30 % ... 70 %

## Standards and regulations

Connection in acc. with standard	IEC 60947-7-1
----------------------------------	---------------

## Mounting

Mounting type	NS 35/7,5
	NS 35/15

# PTV 6-QUATTRO - Feed-through terminal block



1116871

<https://www.phoenixcontact.com/us/products/1116871>

## Drawings

Circuit diagram



# PTV 6-QUATTRO - Feed-through terminal block




1116871


<https://www.phoenixcontact.com/us/products/1116871>


## Approvals


To download certificates, visit the product detail page: <https://www.phoenixcontact.com/us/products/1116871>


 <b>IECEE CB Scheme</b> Approval ID: DE1-67001	Nominal voltage $U_N$	Nominal current $I_N$	Cross section AWG	Cross section $\text{mm}^2$
	1000 V	41 A	-	0.5 - 10


 <b>EAC</b> Approval ID: RU C-DE.BL08.B.00644
---

 <b>cULus Recognized</b> Approval ID: E60425
--

 <b>VDE approval of drawings</b> Approval ID: 40056061	Nominal voltage $U_N$	Nominal current $I_N$	Cross section AWG	Cross section $\text{mm}^2$
	1000 V	41 A	-	0.5 - 10

 <b>cULus Recognized</b> Approval ID: E60425
--

 <b>CCC</b> Approval ID: 2021122313114374
---

 <b>IECEx</b> Approval ID: IECExPTB20.0037U
---

 <b>ATEX</b> Approval ID: PTB20ATEX1016U
--

 <b>UKCA-EX</b> Approval ID: CSAE 22UKEX1099U
---

 <b>EAC Ex</b> Approval ID: KZ 7500525010101950
---



# PTV 6-QUATTRO - Feed-through terminal block

1116871

<https://www.phoenixcontact.com/us/products/1116871>



# PTV 6-QUATTRO - Feed-through terminal block



1116871

<https://www.phoenixcontact.com/us/products/1116871>

## Classifications

### ECLASS

ECLASS-11.0	27141120
ECLASS-13.0	27250101

### ETIM

ETIM 9.0	EC000897
----------	----------

### UNSPSC

UNSPSC 21.0	39121400
-------------	----------

# PTV 6-QUATTRO - Feed-through terminal block



1116871

<https://www.phoenixcontact.com/us/products/1116871>

## Environmental product compliance

### EU RoHS

Fulfills EU RoHS substance requirements	Yes, No exemptions
---	--------------------

### China RoHS

Environment friendly use period (EFUP)	EFUP-E
	No hazardous substances above the limits

### EU REACH SVHC

REACH candidate substance (CAS No.)	No substance above 0.1 wt%
-------------------------------------	----------------------------

Phoenix Contact 2025 © - all rights reserved  
<https://www.phoenixcontact.com>

Phoenix Contact USA  
586 Fulling Mill Road  
Middletown, PA 17057, United States  
(+717) 944-1300  
[info@phoenixcon.com](mailto:info@phoenixcon.com)