


PTV 2,5 RD - Feed-through terminal block



1291478

<https://www.phoenixcontact.com/us/products/1291478>

Please be informed that the data shown in this PDF document is generated from our online catalog. Please find the complete data in the user documentation. Our general terms of use for downloads are valid.



Feed-through terminal block, nom. voltage: 800 V, nominal current: 24 A, number of connections: 2, number of positions: 1, connection method: Push-in connection, Rated cross section: 2.5 mm², cross section: 0.14 mm² - 4 mm², mounting type: NS 35/7,5, NS 35/15, color: red

Your advantages

- Clear wiring, thanks to lateral conductor entry
- The compact design enables wiring in a confined space
- The Push-in connection terminal blocks are characterized by the system features of the CLIPLINE complete system
- In addition to the testing option in the double function shaft, all terminal blocks provide an additional test pick-off

Commercial data

Item number	1291478
Packing unit	50 pc
Minimum order quantity	50 pc
Sales key	BE23
Product key	BE2311
GTIN	4063151523473
Weight per piece (including packing)	6.138 g
Weight per piece (excluding packing)	22.22 g
Customs tariff number	85369010
Country of origin	CN

PTV 2,5 RD - Feed-through terminal block



1291478

<https://www.phoenixcontact.com/us/products/1291478>

Technical data

Product properties

Product type	Feed-through terminal block
Product family	PTV
Area of application	Railway industry
	Machine building
	Plant engineering
	Process industry
Number of positions	1
Number of connections	2
Number of rows	1
Potentials	1

Insulation characteristics

Overvoltage category	III
Degree of pollution	3

Electrical properties

Maximum power dissipation for nominal condition	0.77 W
---	--------

Connection data

Number of connections per level	2
Nominal cross section	2.5 mm ²
Stripping length	8 mm ... 10 mm
Internal cylindrical gage	A3
Connection in acc. with standard	IEC 60947-7-1
Conductor cross section rigid	0.14 mm ² ... 4 mm ²
Cross section AWG	26 ... 12 (converted acc. to IEC)
Conductor cross section flexible	0.14 mm ² ... 4 mm ²
Conductor cross section, flexible [AWG]	26 ... 12 (converted acc. to IEC)
Conductor cross-section flexible (ferrule without plastic sleeve)	0.14 mm ² ... 2.5 mm ²
Flexible conductor cross section (ferrule with plastic sleeve)	0.14 mm ² ... 2.5 mm ²
2 conductors with the same cross section, flexible, with TWIN ferrule with plastic sleeve	0.5 mm ² ... 1.5 mm ²
Nominal current	24 A (at 2.5 mm ²)
Maximum load current	28 A (with 4 mm ² conductor cross section, rigid)
Nominal voltage	800 V
Nominal cross section	2.5 mm ²

Connection cross sections directly pluggable

Conductor cross section rigid	0.5 mm ² ... 4 mm ²
Conductor cross section, rigid [AWG]	20 ... 12 (converted acc. to IEC)
Conductor cross-section flexible (ferrule without plastic sleeve)	1.5 mm ² ... 2.5 mm ²
Flexible conductor cross section (ferrule with plastic sleeve)	1.5 mm ² ... 2.5 mm ²

PTV 2,5 RD - Feed-through terminal block



1291478

<https://www.phoenixcontact.com/us/products/1291478>

Ex data

Rated data (ATEX/IECEx)

Identification	Ⓜ II 2 G Ex eb IIC Gb
Operating temperature range	-60 °C ... 110 °C
Ex-certified accessories	1088746 D-PTV 2,5/4 3030721 ATP-ST 4 1204517 SZF 1-0,6X3,5 3022276 CLIPFIX 35-5
List of bridges	Plug-in bridge / FBS 2-5 / 3030161 Plug-in bridge / FBS 3-5 / 3030174 Plug-in bridge / FBS 4-5 / 3030187 Plug-in bridge / FBS 5-5 / 3030190 Plug-in bridge / FBS 10-5 / 3030213 Plug-in bridge / FBS 20-5 / 3030226 Plug-in bridge / FBS 50-5 / 3038930
Bridge data	20.5 A (2.5 mm ²)
Ex temperature increase	40 K (20.7 A / 2.5 mm ²)
Rated voltage	550 V
for bridging with bridge	550 V
- At bridging between non-adjacent terminal blocks	352 V
- At cut-to-length bridging	275 V
- At cut-to-length bridging with cover	275 V
- At cut-to-length bridging with partition plate	550 V
Rated insulation voltage	500 V
output	(Permanent)

Ex level General

Rated current	20.5 A (2.5 mm ²)
Maximum load current	24.5 A (4 mm ²)
Contact resistance	0.8 mΩ

Ex connection data General

Nominal cross section	2.5 mm ²
Rated cross section AWG	14
Connection capacity rigid	0.14 mm ² ... 4 mm ²
Connection capacity AWG	26 ... 12
Connection capacity flexible	0.14 mm ² ... 4 mm ²
Connection capacity AWG	26 ... 12

Dimensions

Width	5.2 mm
End cover width	2.2 mm
Height	50.8 mm
Depth	35.3 mm

PTV 2,5 RD - Feed-through terminal block



1291478

<https://www.phoenixcontact.com/us/products/1291478>

Depth on NS 35/7,5	36.8 mm
Depth on NS 35/15	44.3 mm

Material specifications

Color	red (RAL 3001)
Flammability rating according to UL 94	V0
Insulating material group	I
Insulating material	PA
Static insulating material application in cold	-60 °C
Relative insulation material temperature index (Elec., UL 746 B)	125 °C
Fire protection for rail vehicles (DIN EN 45545-2) R22	HL 1 - HL 3
Fire protection for rail vehicles (DIN EN 45545-2) R23	HL 1 - HL 3
Fire protection for rail vehicles (DIN EN 45545-2) R24	HL 1 - HL 3
Fire protection for rail vehicles (DIN EN 45545-2) R26	HL 1 - HL 3
Surface flammability NFPA 130 (ASTM E 162)	passed
Specific optical density of smoke NFPA 130 (ASTM E 662)	passed
Smoke gas toxicity NFPA 130 (SMP 800C)	passed

Electrical tests

Surge voltage test

Test voltage setpoint	9.8 kV
Result	Test passed

Temperature-rise test

Requirement temperature-rise test	Increase in temperature \leq 45 K
Result	Test passed
Short-time withstand current 2.5 mm ²	0.3 kA
Result	Test passed

Power-frequency withstand voltage

Test voltage setpoint	2 kV
Result	Test passed

Mechanical properties

Mechanical data

Open side panel	Yes
-----------------	-----

Mechanical tests

Mechanical strength

Result	Test passed
--------	-------------

Attachment on the carrier

DIN rail/fixing support	NS 35
Result	Test passed

PTV 2,5 RD - Feed-through terminal block



1291478

<https://www.phoenixcontact.com/us/products/1291478>

Test for conductor damage and slackening

Rotation speed	10 rpm
Revolutions	135
Conductor cross section/weight	0.14 mm ² / 0.2 kg
	2.5 mm ² / 0.7 kg
	4 mm ² / 0.9 kg
Result	Test passed

Environmental and real-life conditions

Aging

Temperature cycles	192
Result	Test passed

Needle-flame test

Time of exposure	30 s
Result	Test passed

Oscillation/broadband noise

Specification	DIN EN 50155 (VDE 0115-200):2018-05
Spectrum	Long life test category 2, bogie-mounted
Frequency	$f_1 = 5 \text{ Hz}$ to $f_2 = 250 \text{ Hz}$
ASD level	6.12 (m/s ²) ² /Hz
Acceleration	3.12g
Test duration per axis	5 h
Test directions	X-, Y- and Z-axis
Result	Test passed

Shocks

Pulse shape	Half-sine
Acceleration	30g
Shock duration	18 ms
Number of shocks per direction	3
Test directions	X-, Y- and Z-axis (pos. and neg.)
Result	Test passed

Ambient conditions

Ambient temperature (operation)	-60 °C ... 110 °C (Operating temperature range incl. self-heating; for max. short-term operating temperature, see RTI Elec.)
Ambient temperature (storage/transport)	-25 °C ... 60 °C (for a short time, not exceeding 24 h, -60 °C to +70 °C)
Ambient temperature (assembly)	-5 °C ... 70 °C
Ambient temperature (actuation)	-5 °C ... 70 °C
Permissible humidity (operation)	20 % ... 90 %
Permissible humidity (storage/transport)	30 % ... 70 %

Standards and regulations

PTV 2,5 RD - Feed-through terminal block



1291478

<https://www.phoenixcontact.com/us/products/1291478>

Connection in acc. with standard	IEC 60947-7-1
----------------------------------	---------------

Mounting

Mounting type	NS 35/7,5
	NS 35/15

PTV 2,5 RD - Feed-through terminal block

1291478

<https://www.phoenixcontact.com/us/products/1291478>



Drawings

Circuit diagram



PTV 2,5 RD - Feed-through terminal block





1291478


<https://www.phoenixcontact.com/us/products/1291478>


Approvals


To download certificates, visit the product detail page: <https://www.phoenixcontact.com/us/products/1291478>

 CSA Approval ID: 158887				
	Nominal voltage U_N	Nominal current I_N	Cross section AWG	Cross section mm^2
Use group B	600 V	20 A	26 - 12	-
Use group C	600 V	20 A	26 - 12	-

 IECEE CB Scheme Approval ID: DE1-67139				
	Nominal voltage U_N	Nominal current I_N	Cross section AWG	Cross section mm^2
	800 V	24 A	-	0.2 - 4

 EAC Approval ID: RU C-DE.BL08.B.00644				
---	--	--	--	--

 cULus Recognized Approval ID: E60425				
--	--	--	--	--

 cULus Recognized Approval ID: E60425				
--	--	--	--	--

 VDE approval of drawings Approval ID: 40056318				
	Nominal voltage U_N	Nominal current I_N	Cross section AWG	Cross section mm^2
	800 V	24 A	-	0.2 - 4

 IECEX Approval ID: IECEXPTB20.0037U				
---	--	--	--	--

 IECEX Approval ID: IECEXPTB20.0037U				
---	--	--	--	--

 ATEX Approval ID: PTB20ATEX1016U				
--	--	--	--	--

PTV 2,5 RD - Feed-through terminal block



1291478

<https://www.phoenixcontact.com/us/products/1291478>



CCC

Approval ID: 2021122313114374



UKCA-EX

Approval ID: CSAE 22UKEX1099U

PTV 2,5 RD - Feed-through terminal block



1291478

<https://www.phoenixcontact.com/us/products/1291478>

Classifications

ECLASS

ECLASS-11.0	27141120
ECLASS-13.0	27250101

ETIM

ETIM 9.0	EC000897
----------	----------

UNSPSC

UNSPSC 21.0	39121400
-------------	----------

PTV 2,5 RD - Feed-through terminal block



1291478

<https://www.phoenixcontact.com/us/products/1291478>

Environmental product compliance

EU RoHS

Fulfills EU RoHS substance requirements	Yes, No exemptions
---	--------------------

China RoHS

Environment friendly use period (EFUP)	EFUP-E
	No hazardous substances above the limits

EU REACH SVHC

REACH candidate substance (CAS No.)	No substance above 0.1 wt%
-------------------------------------	----------------------------

Phoenix Contact 2025 © - all rights reserved
<https://www.phoenixcontact.com>

Phoenix Contact USA
586 Fulling Mill Road
Middletown, PA 17057, United States
(+717) 944-1300
info@phoenixcon.com